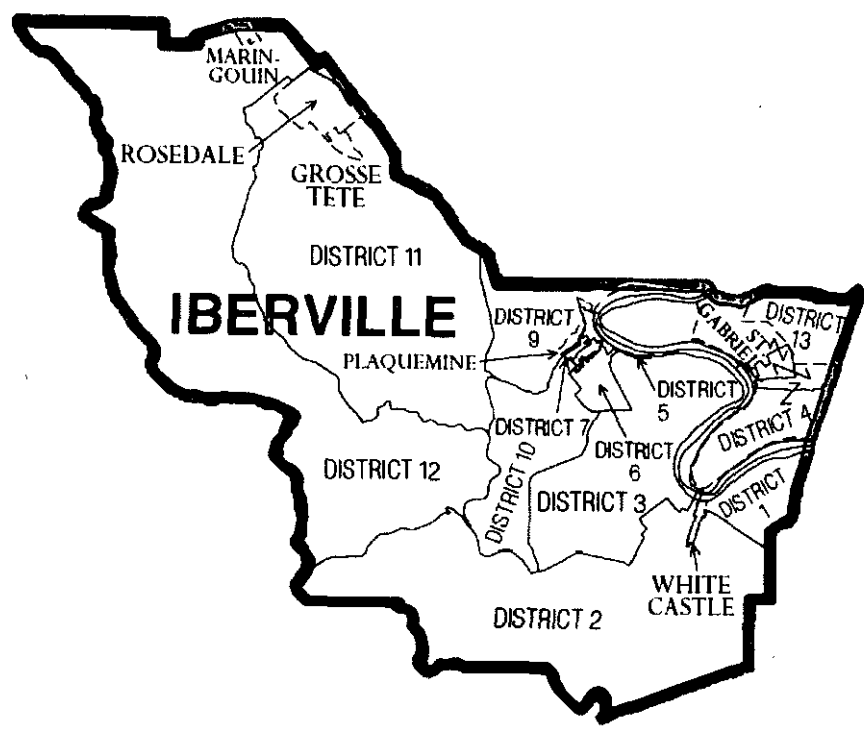


IBERVILLE PARISH

Plaquemine, LA



Comprehensive Annual Financial Report

For the Fiscal Year Ended
December 31, 2010

Under provisions of state law, this report is a public document. A copy of the report has been submitted to the entity and other appropriate public officials. The report is available for public inspection at the Baton Rouge office of the Legislative Auditor and, where appropriate, at the office of the parish clerk of court.

Release Date 7/20/11

*COMPREHENSIVE
ANNUAL
FINANCIAL
REPORT*

FOR THE FISCAL YEAR

ENDED

DECEMBER 31, 2010

IBERVILLE PARISH COUNCIL

PLAQUEMINE, LOUISIANA

PREPARED BY:

DEPARTMENT OF FINANCE

RANDALL W. DUNN, CPA



PARISH OF IBERVILLE

IBERVILLE PARISH COUNCIL
Plaquemine, Louisiana

Comprehensive Annual Financial Report
As of and for the Year ended December 31, 2010

TABLE OF CONTENTS

	<u>PAGE</u>
I. INTRODUCTORY SECTION	
A. Letter of Transmittal	i
B. Certificate of Achievement	vi
C. Organizational Chart	vii
D. Elected Officials	viii
II. FINANCIAL SECTION	
A. Auditor's Independent Report on the Financial Statements	1
B. Managements Discussion and Analysis Financial Statements	3
C. Basic Financial Statements	
1. Statement of Net Assets (STATEMENT A)	17
2. Statement of Activities (STATEMENT B)	18
3. Combined Balance Sheet – Governmental Funds (STATEMENT C)	19
4. Statement of Revenues, Expenditures, and Changes in Fund Balance -- Governmental Funds (STATEMENT D)	20
5. Reconciliation (STATEMENT E)	21
6. Statement of Net Assets – Proprietary Funds (STATEMENT F)	22
7. Statement of Revenues, Expenditures, and Changes in Net Assets – Proprietary Funds (STATEMENT G)	24
8. Statement of Cash Flows – Proprietary Funds (STATEMENT H)	25
9. Statement of Fiduciary Responsibilities (STATEMENT I)	27

TABLE OF CONTENTS (CONTINUED)

	<u>PAGE</u>
D. <i>Notes to the Financial Statements (The notes to the financial Statements are an integral part of the basic financial statements.)</i>	28
Supplemental Information Schedules	
1. Required Supplementary Information	
a. Schedule of Revenues, Expenditures, and Changes in Fund Balance - Budget to Actual - General Fund (SCHEDULE 1)	66
b. Schedule of Revenues, Expenditures, and Changes in Fund Balance – Budget to Actual - Drainage (SCHEDULE 2)	67
c. Schedule of Revenues, Expenditures, and Changes in Fund Balance – Budget to Actual – Public Building Maintenance (SCHEDULE 3)	68
d. Schedule of Revenues, Expenditures, and Changes in Fund Balance – Budget to Actual – Sales Tax Roads (SCHEDULE 4)	69
e. Schedule of Revenues, Expenditures, and Changes in Fund Balance – Budget to Actual – Solid Waste (SCHEDULE 5)	70
f. Schedule of Revenues, Expenditures, and Changes in Fund Balance – Budget to Actual – Tech Training Assistance/ Headstart (SCHEDULE 6)	71
g. Schedule of Revenues, Expenditures, and Changes in Fund Balance – Budget to Actual – Sales Tax Bond Debt Service Fund (SCHEDULE 7)	72
2. Special Revenue Funds	
a. Combined Balance Sheet (SCHEDULE 8)	73
b. Combined Statement of Revenues, Expenditures, and Changes in Fund Balances (SCHEDULE 9)	77
3. Debt Service Funds	
a. Balance Sheet – Non-major Debt Service Funds (Schedule 10)	81
b. Schedule of Revenues, Expenditures, and Changes in Fund Balances (SCHEDULE 11)	82
4. Capital Project Funds	
a. Combined Balance Sheet (SCHEDULE 12)	83
b. Combined Schedule of Revenues, Expenditures, and Changes in Fund Balances (SCHEDULE 13)	84
5. Agency Funds	
a. Combined Balance Sheet (SCHEDULE 14)	85
b. Combined Statement of Changes in Assets and Liabilities (SCHEDULE 15)	86
6. Proprietary Funds	
a. Schedule of Net Assets (SCHEDULE 16)	87
b. Combined Schedule of Revenues, Expenses, and Changes in Net Assets (SCHEDULE 17)	89
c. Schedule of Cash Flows (SCHEDULE 18)	90

TABLE OF CONTENTS (CONTINUED)

	<u>PAGE</u>
7. Component Units	
<i>Governmental Component Units</i>	
a. Combined Balance Sheet (SCHEDULE 19)	91
b. Combined Schedule of Revenues, Expenditures, and Changes in Fund Balances (SCHEDULE 20)	92
c. Reconciliation (SCHEDULE 21)	93
d. Combined Balance Sheet (SCHEDULE 22)	94
e. Combined Schedule of Revenues, Expenditures, and Changes in Fund Balances (SCHEDULE 23)	95
<i>Proprietary Component Units</i>	
f. Balance Sheet (SCHEDULE 24)	96
g. Combined Schedule of Revenues, Expenditures, and Changes in Net Assets (SCHEDULE 25)	98
h. Combined Schedule of Cash Flows (SCHEDULE 26)	99
8. Supplemental Financial Information	
a. Combined Balance Sheet Non-Major Governmental funds (SCHEDULE 27)	101
b. Combined Schedule of Revenues, Expenditures, and Changes in Fund Balances Non-Major Governmental Funds (SCHEDULE 28)	102
c. Schedule of Revenue, Expenditures, and Changes in Fund Balances Non-Major Governmental Funds Budget To Actual (SCHEDULES 29-A thru 29-X)	103
d. Schedule of Compensation Paid Board Members (SCHEDULE 30)	127
e. Schedule of Expenditure of Federal Awards (SCHEDULE 31)	128
f. Other Reports Required by Gas and OMB Circular A-133	
1. Report on compliance and on internal control over financial reporting based on an audit of financial statements performed in accordance with <i>GOVERNMENT AUDITING STANDARDS</i> (Exhibit A)	130
2. Report on compliance with requirements applicable to each major program and internal control over compliance in accordance with OMB Circular A-133 (Exhibit B)	132
3. Schedule of Findings and Questioned Costs (Exhibit C)	134
4. Schedule of Prior Findings and Questioned Costs (Exhibit D)	135

TABLE OF CONTENTS (CONTINUED)

	<u>PAGE</u>
III. STATISTICAL SECTION	
A. Financial Trends	
1. Net Assets by Components (Table 1)	136
2. Changes in Net Assets (Table 2)	137
3. Governmental Funds – Fund Balances (Table 3)	139
4. Governmental Funds – Changes in Fund Balances (Table 4)	141
B. Revenue Capacity	
1. Assessed and Estimated Value – Taxable Property (Table 5)	143
2. Property Tax Levies and Collections (Table 6)	144
3. Property Tax Rates (Table 7)	145
4. Principal Taxpayers (Table 8)	146
5. Ad Valorem Tax Data (Table 9)	147
6. Principal Industries (Table 10)	148
C. Debt Capacity	
1. General Bonded Debt to Assessed Value and Net Bonded Debt (Table 11)	149
2. General Bonded Debt to General Government Expenditures (Table 12)	150
3. Direct and Overlapping Debt (Table 13)	151
4. Legal Debt Margin (Table 14)	152
5. Revenue Bond Coverage (Table 15)	153
D. Demographic and Economic Information	
1. Demographic and Economic Statistics (Table 16)	154
2. Principal Employers (Table 17)	155
E. Operating Information	
1. Full-time Equivalent Employees (Table 18)	156
2. Operating Indicators by Function (Table 19)	158
3. Capital Assets by Department (Table 20)	159
IV. ACKNOWLEDGEMENTS	

INTRODUCTORY SECTION



Iberville Parish Council

J. Mitchell Ourso,
Iberville Parish President

J. MITCHELL OURSO, JR.
PARISH PRESIDENT
MATTHEW H. JEWELL
CHAIRMAN
WARREN TAYLOR
VICE-CHAIRMAN
EDWARD A. SONGY, JR.
CHIEF ADMINISTRATIVE OFFICER
KIRSHA D. BARKER
COUNCIL CLERK
RANDALL W. DUNN, CPA
DIRECTOR OF FINANCE

Iberville Parish Council

P.O. Box 389

Plaquemine, LA 70765-0389

COUNCIL MEMBERS:

WARREN TAYLOR
DISTRICT 1
MITCHEL J. OURSO, SR.
DISTRICT 2
HENRY J. SCOTT, JR.
DISTRICT 3
LEONARD JACKSON, SR.
DISTRICT 4
EDWIN M. REEVES, JR.
DISTRICT 5
SALARIS G. BUTLER, SR.
DISTRICT 6
HOWARD OUBRE, JR.
DISTRICT 7
GENE P. STEVENS, JR.
DISTRICT 8
TERRY J. BRADFORD
DISTRICT 9
LOUIS R. KELLEY, JR.
DISTRICT 10
TIMOTHY J. VALLET
DISTRICT 11
MATTHEW H. JEWELL
DISTRICT 12
WAYNE M. ROY
DISTRICT 13

June 17, 2011

To the Honorable Parish President, Members of the Parish Council, and
Citizens of Iberville Parish:

Louisiana law requires that all general-purpose local governments publish within six months of the close of each fiscal year a complete set of financial statements presented in conformity with generally accepted accounting principles (GAAP) and audited in accordance with GAAP and audited in accordance with generally accepted auditing standards by a firm of licensed certified public accountants. Pursuant thereto we issue the comprehensive annual financial report of the Iberville Parish Council for fiscal year ending December 31, 2010.

This report consists of management's representations concerning the finances of the Iberville Parish Council. Consequently, management assumes full responsibility for the completeness and reliability of all the information presented in this report. To provide a reasonable basis for making these representations, management of the Iberville Parish Council has established a comprehensive internal control framework that is designed both to protect the Council's assets from loss, theft, or misuse and to compile sufficient reliable information for the preparation of the Iberville Parish Council's financial statements in conformity with GAAP. Because the cost of internal controls should not outweigh their benefits, the Iberville Parish Council's comprehensive framework of internal controls has been designed to provide reasonable rather than absolute assurance that the financial statements will be free of material misstatement. As management, we assert that, to the best of our knowledge and belief, this financial report is complete and reliable in all material respects.

The Iberville Parish Council's financial statements have been audited by Baxley and Associates, LLC, a firm of licensed certified public accountants. The goal of the independent audit was to provide reasonable assurance that the financial statements of Iberville Parish Council for the fiscal year ended December 31, 2010 are free of material misstatement. The independent audit involved examining, on a test basis, evidence supporting the amounts and disclosures in the financial statements; assessing the accounting principals used and significant estimates made by management; and evaluating the overall financial statement presentation. The independent auditor concluded, based upon the audit, that there was a reasonable basis for rendering an unqualified opinion that the Iberville Parish Council's financial statements for the fiscal year ended December 31, 2009, are fairly presented in conformity with GAAP. The independent auditor's report is presented as the first component of the financial section of this report.

58050 MERIAM ST. • PLAQUEMINE, LA. 70765 • PHONE: (225) 687-5190 • FAX: (225) 687-5250

An Equal Opportunity Employer

Imagine  Iberville!

The independent audit of the financial statements of the Iberville Parish Council was part of a broader, federally mandated "Single Audit" designed to meet the special needs of federal grantee agencies. The standards governing Single Audit engagements require an independent auditor to report not only the fair presentation of financial statements, but also on the audited government's internal controls and compliance with legal requirements, with special emphasis on internal controls and legal requirements involving the administration of federal awards.

GAAP require that management provide a narrative introduction, overview, and analysis to accompany the basic financial statements in the form of Management's Discussion and Analysis (MD&A). This letter of transmittal is designed to complement MD&A and should be read in conjunction with it. The Iberville Parish Council's MD&A can be found immediately following the report of the independent auditors.

Profile of the Government

One of the original 19 parishes in Louisiana, Iberville was incorporated on March 31, 1807. It is located in southeastern Louisiana, approximately nine miles from the capital, Baton Rouge. The western half of the Parish lies within the Atchafalaya Basin. The basin encompasses approximately 374,000 acres of marsh, swamps and open water. The majority of this area is either under water or susceptible to periodic flooding. There is very little development in this area other than recreation and sporting activities. The predominant land use in the basin is aqua cultural and agricultural in nature. Most urban and agriculturally developed areas of the parish are located in the north central and eastern regions of the Parish.

Iberville Parish occupies a land area of 620 square miles and serves a population of 33,387. The Iberville Parish Council is empowered to levy a total of 5 property tax mills on both real and personal properties located within its boundaries.

Iberville Parish has operated under a Home-Rule form of government since October 31, 1997. Management is vested with the Iberville Parish President and staff of appointed department heads. The governing council consists of 13 councilmen representing separate districts throughout the parish. The council is responsible, for all matters associated with the legislative branch of government, for enacting ordinances, adopting the annual budget, appointing committees, hiring the council clerk and ratifying all department heads and the parish attorney. The Iberville Parish President is responsible for carrying out the policies and ordinances of the governing council, for overseeing the day-to-day operations of the government and for appointing heads of the various departments. Council members and the Parish President are both elected to four year terms.

The Iberville Parish Council provides a full range of services, including fire protection, the construction and maintenance of parish streets, drainage, and other infrastructure, substance abuse prevention and treatment programs, animal control, mosquito abatement, emergency 911 services, emergency preparedness, community services and notification and tourism information. Certain services are provided through separate component units such as:

library services, recreational facilities, natural gas service, water service and sewer service. Additional information on all the component units of the parish can be found in the notes to the financial statements.

The annual budget serves as the foundation of the Iberville Parish Council's financial planning and control. All agencies of the Iberville Parish Council are required to submit requests for appropriation to the government's finance director on or before the last day of August each year. The finance director uses these requests as a starting point for developing the proposed budget. The government's finance director then presents this budget to the parish president for review. Once the parish president approves the budget it then goes to the parish council for review. The budget must be presented to the Iberville Parish Council before November 1. The council holds a public hearing and the budget must be adopted on or before December 31. The appropriated budget is prepared by fund, function and cost center. Department heads may make transfers of appropriations within a cost center. Transfers of appropriations between cost centers, however, require a special approval of the parish president. Budget to actual comparisons are provided in this report for each individual governmental fund for which an appropriated annual budget is adopted. For the General Fund and all other major funds, this comparison is included in the section designated as required supplementary information.

Factors Affecting Financial Condition

The information presented in the financial statements is perhaps best understood when it is considered from the broader perspective of the specific environment within which the Iberville Parish Council operates.

Local economy. Iberville Parish currently enjoys a stable economic environment considering the recent global economic downturn. The region is highly dependent on the agricultural and petrochemical industry. Products range from refined chemical compounds, piping, herbicides and refrigerants, to household products and pharmaceuticals. Local industry provides the majority of jobs within the parish. The taxes paid by local industry are significant to the parish's tax base and local economy. Because of a decrease in Chemical Plant capital expansions, Iberville Parish expects to see a decrease of 10% in Sales and Use tax revenue for 2011. Use tax in Iberville Parish is driven primarily by plant expansions.

At December 31, of 2010 Iberville Parish had an employed labor force of approximately 11,201, with an unemployment rate of 10.8%. There has been a 2.0% increase in unemployment since December 31, 2009. The labor force is not expected to grow within the near future.

Long-term financial planning. Administration has developed long-term road maintenance and sewer plans that include parish-wide improvements funded through available cash, grants, excess revenue certificates of indebtedness and revenue bonds. Iberville also continues to work with the waterworks districts to plan for the changes in future water regulations by completing a parish wide water study to key in on the areas that need improvement to meet those regulations. Capital projects require long-term financial planning on behalf of the administration. This planning has grown increasingly hard because of recent economic conditions, that hopefully an increase in sales tax collections in future

years help alleviate current budget restraints. Iberville has no short or long term plans to issue any bonded debt.

Iberville Parish continues to budget conservatively based on the current economic indicators. We have indications that the Sales Tax Revenues will fall incrementally over the next 3 budget years. We have planned accordingly to cope with this projected decrease in revenue.

Iberville Parish is currently working with the Louisiana Recovery Authority to allocate funding awarded to the parish to help with recovery from the widespread destruction of Hurricane Gustav. Iberville has been awarded \$44 million to be used for housing and infrastructure related projects. These funds are expected to be fully expended by 2015.

Cash management policies and practices. Cash temporarily idle during the year was invested in public investment accounts. The average yield on investments for 2010 was .15% down from .25% in 2009. All deposits held in demand and public investment accounts are fully collateralized with securities and/or letters of credit.

Risk management. Within the General fund, Iberville accumulates funds paid from agencies participating in the parish's liability, workers' compensation, auto and property insurance for payment of future losses. Iberville is not fully self-insured. The accumulation of funds is used to cover deductibles associated with claims.

Pension and other post employment benefits. Employees of Iberville Parish participate in statewide pension plan available to local government agencies. Iberville Parish does not administer its own pension benefit plan.

Iberville Parish provides postretirement health and life insurance. Iberville parish pays for ½ of the retiree health insurance for the first 5 years following retirement at which point the retiree is responsible for the entire premium.

Additional information on the Iberville Parish Council's pension and post employee benefits can be found in the notes to the financial statements.

Awards and Acknowledgements


The Government Finance Officers Association of the United States and Canada (GFOA) awarded a Certificate of Achievement for Excellence in Financial Reporting to Iberville Parish for its comprehensive annual financial report for the fiscal year ended December 31, 2009. This was the 10th consecutive year that the government has achieved this prestigious award. In order to be awarded a Certificate of Achievement, a government must publish an easily readable and efficiently organized comprehensive annual financial report. This report must satisfy both generally accepted accounting principles and applicable legal requirements.

A Certificate of Achievement is valid for a period of one year only. We believe that our current comprehensive annual financial report continues to meet the Certificate of Achievement

Program's requirements and we are submitting it to the GFOA to determine its eligibility for another certificate.

The preparation of this report would not have been possible without the efficient and dedicated services of the entire finance department and administration. Appreciation is expressed to all members of the department who assisted and contributed to the preparation of this report. Credit must also be given to the Parish President and Parish Council Members for their unfailing support for maintaining the highest standards of professionalism in the management of Iberville Parish's finances.

Respectfully Submitted,

A handwritten signature in black ink, appearing to read "Randall W. Dunn". The signature is fluid and cursive, with a large initial "R" and "D".

Randall W. Dunn, CPA

Director of Finance

Certificate of Achievement for Excellence in Financial Reporting

Presented to

Iberville Parish
Louisiana

For its Comprehensive Annual
Financial Report
for the Fiscal Year Ended
December 31, 2009

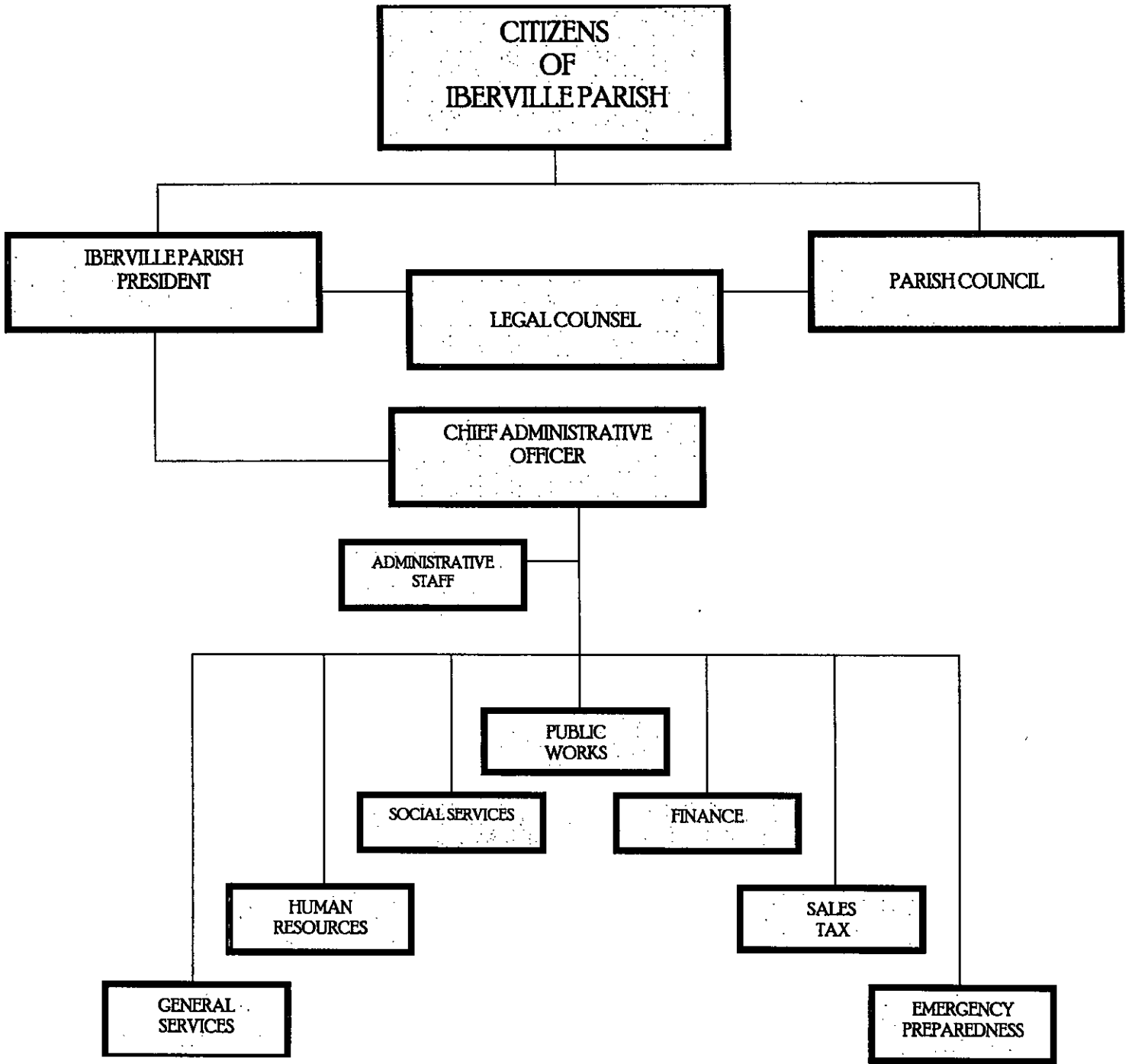
A Certificate of Achievement for Excellence in Financial Reporting is presented by the Government Finance Officers Association of the United States and Canada to government units and public employee retirement systems whose comprehensive annual financial reports (CAFRs) achieve the highest standards in government accounting and financial reporting.



President

Executive Director

IBERVILLE PARISH COUNCIL ORGANIZATIONAL CHART



Iberville Parish Council
Elected Officials for fiscal year 2010
Plaquemine, Louisiana

Parish President, J. Mitchell Ourso, Jr.

Council Clerk, Kirsha D. Barker

<u>Election District</u>	<u>Councilman</u>
1	Warren Taylor
2	Mitchel J. Ourso, Sr.
3	Henry J. Scott, Jr.
4	Leonard Jackson
5	Edwin M. Reeves, Jr.
6	Salaris G. Butler
7	Howard Oubre, Jr.
8	Eugene P. Stevens, Jr.
9	Terry Bradford
10	Louis R. Kelley, Jr.
11	Timothy J. Vallet
12	Matthew H. Jewell
13	Wayne M. Roy

FINANCIAL SECTION



Iberville Parish Courthouse

Plaquemine

BAXLEY AND ASSOCIATES, LLC

P. O. Box 482
58225 Belleview Drive
Plaquemine, Louisiana 70764
Phone (225) 687-6630 Fax (225) 687-0365

Hugh F. Baxley, PFS/CVA/CPA
Margaret A. Pritchard, CPA

Staci H. Joffrion, CPA

To the Honorable J. Mitchell Ourso, Jr., President
and the Councilmen of the Iberville Parish Council
Plaquemine, Louisiana

INDEPENDENT AUDITORS' REPORT ON THE FINANCIAL STATEMENTS

We have audited the accompanying financial statements of the governmental activities, the business-type activities, the aggregate discretely presented component units, each major fund, and the aggregate remaining fund information of the Iberville Parish Council as of and for the year ended December 31, 2010, which collectively comprise the Iberville Parish Council's basic financial statements as listed in the table of contents. These financial statements are the responsibility of the Iberville Parish Council's management. Our responsibility is to express an opinion on these financial statements based on our audit. We did not audit the component unit financial statements of the Iberville Parish Waterworks District No. 2. The financial statements of the Iberville Parish Waterworks District No. 2 reflect total assets of \$6,565,218 as of October 31, 2010, and total revenues of \$1,258,118 for the year then ended. Those financial statements were audited by other auditors whose reports have been furnished to us, and in our opinion, insofar as it relates to the amounts included for the Iberville Waterworks Districts No. 2 is based on the reports of other auditors.

We conducted our audit in accordance with auditing standards generally accepted in the United States of America and the standards applicable to financial audits contained in *Government Auditing Standards*, issued by the Comptroller General of the United States. Those standards require that we plan and perform the audit to obtain reasonable assurance about whether the financial statements are free of material misstatement. An audit includes examining, on a test basis, evidence supporting the amounts and disclosures in the financial statements. An audit also includes assessing the accounting principles used and significant estimates made by management, as well as evaluating the overall financial statement presentation. We believe that our audit provides a reasonable basis for our opinion.

In our opinion, the financial statements referred to above present fairly, in all material respects, the respective financial position of the governmental activities, the business-type activities, the aggregate discretely presented component units, each major fund, and the aggregate remaining fund information of the Iberville Parish Council as of December 31, 2010, and the respective changes in financial position, and cash flows, where applicable, for the year then ended in conformity with accounting principles generally accepted in the United States of America.

AUDITOR'S INDEPENDENT REPORT ON THE FINANCIAL STATEMENTS (continued)

In accordance with *Government Auditing Standards*, we have also issued our report dated June 17, 2011, on our consideration of the Iberville Parish Council's internal control over financial reporting and on our tests of its compliance with certain provisions of laws, regulations, contracts, and grant agreements and other matters. The purpose of that report is to describe the scope of our testing of internal control over financial reporting and compliance and the results of that testing, and not to provide an opinion on the internal control over financial reporting or on compliance. That report is an integral part of an audit performed in accordance with *Government Auditing Standards* and should be considered in assessing the results of our audit.

Accounting principles generally accepted in the United States of America require that management's discussion and analysis and budgetary comparison information on pages 3 through 16 and 66 through 72 be presented to supplement the basic financial statements. Such information, although not a part of the basic financial statements, is required by the Governmental Accounting Standards Board, who considers it to be an essential part of financial reporting for placing the basic financial statements in an appropriate operational, economic, or historical context. We have applied certain limited procedures to the required supplementary information in accordance with auditing standards generally accepted in the United States of America, which consisted of inquiries of management about the methods of preparing the information and comparing the information for consistency with management's responses to our inquiries, the basic financial statements, and other knowledge we obtained during our audit of the basic financial statements. We do not express an opinion or provide any assurance on the information because the limited procedures do not provide us with sufficient evidence to express an opinion or provide any assurance.

Our audit was conducted for the purpose of forming opinions on the financial statements that collectively comprise the Iberville Parish Council's financial statements as a whole. The introductory sections, combining and individual non-major fund financial statements, and statistical section are presented for purposes of additional analysis and are not a required part of the basic financial statements. The accompanying schedule of expenditures of federal awards is presented for purposes of additional analysis as required by U.S. Office of Management and Budget Circular A-133, *Audits of States, Local Governments, and Non-Profit Organizations*, and is also not a required part of the financial statements. The budgetary comparison schedules – non-major special revenue funds and non-major debt service fund, combining and individual non-major fund financial statements and the schedule of expenditures of federal awards and other supplemental information are the responsibility of management and were derived from and relate directly to the underlying accounting and other records used to prepare the financial statements. The information has been subjected to the auditing procedures applied in the audit of the basic financial statements and certain additional procedures, including comparing and reconciling such information directly to the underlying accounting and other records used to prepare the financial statements or to the financial statements themselves, and other additional procedures in accordance with auditing standards generally accepted in the United States of America. In our opinion, the information is fairly stated in all material respects in relation to the financial statements taken as a whole. The introductory section and statistical sections have not been subjected to the auditing procedures applied in the audit of the basic financial statements and, accordingly, we express no opinion or provide any assurance on it.

Baxley & Associates, LLC

Plaquemine, Louisiana
June 17, 2011

Managements Discussion and Analysis

We present to the citizens of Iberville Parish these financial statements as an overview and analysis of the financial activities of the Iberville Parish Council for fiscal year ended December 31, 2010. Readers are encouraged to consider the information presented in conjunction with additional information that has been furnished with our letter of transmittal, which can be found on pages (i) through (v) of this report.

Financial Highlights

- The assets of the Iberville Parish Council exceeded its liabilities on December 31, 2010 by \$95,296,457 (*net assets*). Of this amount, \$4,110,003 (*unrestricted net assets*) may be used to meet the council's ongoing obligations to citizens and creditors, in accordance with law.
- Iberville Parish Council's total net assets increased by \$5,389,651.
- On December 31, 2010, Iberville Parish Council's governmental funds reported combined ending fund balances of \$17,584,939, a decrease of \$2,089,263 in comparison with 2009. The unrestricted fund balance in the general fund, \$4,260,875, is available for spending at the government's discretion (*unreserved fund balance*). All other fund balances are restricted for the purposes for which the fund was created.
- On December 31, 2010, unreserved fund balance for the general fund was 45 percent of total general fund expenditures. This represents a 12 percent increase from 2009.
- The Iberville Parish Council's total debt decreased by \$1,260,031. This decrease was due to the schedule debt service requirements. The parish did not accrue any additional debt during 2010.
- Hurricane Gustav continued to have a huge financial impact on Iberville Parish during 2010. The cumulative amount allocated to Iberville Parish due to damage sustained by Hurricane Gustav is \$8,203,149. Iberville is still awaiting closeout of the FEMA disaster grants and \$450,000 in payments from the federal government.
- Iberville Parish has received a total allocation of \$44 million from the federal government through the Louisiana Recovery Authority to be use on Hurricane Gustav related recovery projects. We estimate the LRA funds will not be fully exhausted until 2015.

Overview of the Financial Statements

This discussion and analysis is intended to serve as an introduction to the Iberville Parish Council's basic financial statements. The Iberville Parish Council's basic financial statements consist of three components: 1) government-wide financial statements, 2) fund financial statements, and 3) notes to the financial statements. This report also contains other supplementary information in addition to the basic financial statements themselves.

Government-wide financial statements

The *government-wide financial statements* are designed to provide readers with a broad overview of the Iberville Parish Council's finances, in a manner similar to a private-sector business.

The *statement of net assets* presents information on all of the Iberville Parish Council's assets and liabilities, with the difference between the two reported as *net assets*. Over time, increases or

decreases in net assets may serve as a useful indicator of whether the financial position of the Iberville Parish Council is improving or deteriorating.

The *statement of activities* presents information showing changes in the government's net assets during the most recent fiscal year. All changes in net assets are reported as soon as the underlying event giving rise to the change occurs, *regardless of the timing of related cash flows*. Thus, revenues and expenses are reported in this statement for some items that will only result in cash flows in future fiscal periods (e.g., uncollected taxes and earned but unused vacation leave).

Both of the government-wide financial statements distinguish functions of the Iberville Parish Council that are principally supported by taxes and intergovernmental revenues (*governmental activities*) from other functions that are intended to recover all or a significant portion of their costs through user fees and charges (*business-type activities*). The governmental activities of the Iberville Parish Council include general government, public safety, public works, economic development, and culture and recreation. The business-type activities of the Iberville Parish Council are conducted through the Utility Department and they include a sewerage collection system, gas distribution system and water distribution system.

The government-wide financial statements include not only the Iberville Parish Council (known as the *primary government*), but also a legally separate Parks and Recreation District, Library system, and three Water Work Districts for which the Iberville Parish Council is financially accountable. Financial information for these *component units* is reported separately from the financial information presented for the primary government itself.

The Utility Department, also legally separate, functions for all practical purposes as a department of the Iberville Parish Council, and therefore has been included as an integral part of the primary government. The government-wide financial statements can be found on Basic Financial Statements pages 17 and 18 of this report.

Fund financial statements

A *fund* is a grouping of related accounts that is used to maintain control over resources that have been segregated for specific activities or objectives. The Iberville Parish Council, like other state and local governments, uses fund accounting to ensure and demonstrate compliance with finance-related legal requirements. All of the funds of the Iberville Parish Council can be divided into three categories: governmental funds, proprietary funds, and fiduciary funds.

Governmental funds

Governmental funds are used to account for essentially the same functions reported as *governmental activities* in the government-wide financial statements. However, unlike the government-wide financial statements, governmental fund financial statements focus on *near-term inflows and outflows of spendable resources*, as well as on balances of spendable resources available at the end of the fiscal year. Such information may be useful in evaluating a government's near-term financing requirements.

Because the focus of governmental funds is narrower than that of the government-wide financial statements, it is useful to compare the information presented for governmental funds with similar information presented for governmental activities in the government-wide financial statements. By doing so, readers may better understand the long-term impact of the government's near-term financing decisions. Both the governmental fund balance sheet and the governmental fund statement of revenues, expenditures, and changes in fund balances provide a reconciliation to facilitate this comparison between governmental funds and governmental activities.

The Iberville Parish Council maintains forty-one individual governmental funds. Information is presented separately in the governmental fund balance sheet and in the governmental fund statement of revenues, expenditures, and changes in fund balances for the general fund, drainage fund, public building maintenance, sales tax road fund, solid waste fund, tech. training and assistance\head start fund, sales tax bond, capital improvement fund, and highway 1148 fund. These nine funds are considered to be major funds. Data from the other thirty five governmental funds are into a single, aggregated presentation. Individual fund data for each of these non-major governmental funds is provided in the form of combining statements elsewhere in this report.

The Iberville Parish Council adopts an annual budget for its general, special revenue, and debt service funds. Budgetary comparison statements have been provided at the fund type level for the general, special revenue, and debt services fund to demonstrate legal compliance with these budgets. Also, individual fund budget comparisons are provided elsewhere in this report.

The basic governmental fund financial statements can be found on pages 17–27 of this report.

The Iberville Parish Council maintains only enterprise fund types of proprietary funds. Enterprise funds are used to report the same functions presented as business-type activities in the government-wide financial statements. The Iberville Parish Council uses enterprise funds to account for its Sewerage and Natural Gas operations.

Proprietary funds provide the same type of information as the government-wide financial statements, only in more detail. The proprietary fund financial statements provide separate information for the gas distribution operation, which is considered to be a major fund of the Iberville Parish Council

The basic proprietary fund financial statements can be found on pages 22-26 of the Basic Financial Statements. More detail schedules can be found on pages 87 - 90 of this report.

Fiduciary funds

Fiduciary funds are used to account for resources held for the benefit of parties outside the government. Fiduciary funds are *not* reflected in the government-wide financial statement because the resources of those funds are *not* available to support the Iberville Parish Council's own programs. The accounting used for fiduciary funds is much like that used for proprietary funds. The basic fiduciary fund financial statements can be found on page 27 this report.

Notes to the financial statements

The notes provide additional information that is essential to a full understanding of the data provided in the government-wide and fund financial statements. The notes to the financial statements can be found on pages 28–65 of this report.

Other information

In addition to the basic financial statements and accompanying notes, this report also presents certain *required supplementary information* concerning the Iberville Parish Council’s progress in funding its obligations. Required supplementary information can be found on pages 66-72 of this report.

The combining statements referred to earlier in connection with non-major governmental funds and internal service funds are presented immediately following the required supplementary information on pensions. Combining and individual fund statements and schedules can be found on pages 73-84 and pages 101-126.

Government-wide Financial Analysis

As noted earlier, net assets may serve over time as a useful indicator of a government’s financial position. In the case of the Iberville Parish Council, assets exceeded liabilities by \$95,296,457 at the close of the most recent fiscal year.

A large portion of the Iberville Parish Council’s net assets (81 percent) reflects its investment in capital assets \$77,445,984 (e.g., land, buildings, machinery, and equipment); less any related debt used to acquire those assets that are still outstanding. All bond and loan proceeds have been used to acquire capital assets. The Iberville Parish Council uses these capital assets to provide services to citizens; consequently, these assets are *not* available for future spending. Although the Iberville Parish Council’s investments in its capital assets are reported net of related debt, the resources are not expendable. The funds needed to repay this debt must be provided from other sources, since the capital assets themselves cannot be used to liquidate these liabilities.

	<u>Governmental activities</u>		<u>Business - type activities</u>		<u>Total</u>	
	<u>2010</u>	<u>2009</u>	<u>2010</u>	<u>2009</u>	<u>Primary Government</u>	<u>2009</u>
					<u>2010</u>	<u>2009</u>
Current and other assets	\$ 28,408,376	\$ 28,215,533	\$ 2,676,689	\$ 2,261,276	\$ 31,085,065	\$ 30,476,809
Capital assets	94,150,940	88,638,310	3,853,640	3,663,317	98,004,580	92,301,627
Total assets	<u>122,559,316</u>	<u>116,853,843</u>	<u>6,530,329</u>	<u>5,924,593</u>	<u>129,089,645</u>	<u>122,778,436</u>
Long-term liabilities outstanding	20,558,596	20,562,420	-	-	20,558,596	20,562,420
Other liabilities	<u>12,147,286</u>	<u>11,242,256</u>	<u>1,087,306</u>	<u>1,066,954</u>	<u>13,234,592</u>	<u>12,309,210</u>
Total liabilities	<u>32,705,882</u>	<u>31,804,676</u>	<u>1,087,306</u>	<u>1,066,954</u>	<u>33,793,188</u>	<u>32,871,630</u>
Net assets:						
Invested in capital assets, net of related debt	73,592,344	66,819,683	3,853,640	3,662,993	77,445,984	70,482,676
Unrestricted	<u>16,261,090</u>	<u>18,229,484</u>	<u>1,589,383</u>	<u>1,194,646</u>	<u>17,850,473</u>	<u>19,424,130</u>
Total net assets	<u>\$ 89,853,434</u>	<u>\$ 85,049,167</u>	<u>\$ 5,443,023</u>	<u>\$ 4,857,639</u>	<u>\$ 95,296,457</u>	<u>\$ 89,906,806</u>

The *unrestricted net assets* may be used to meet the government’s ongoing obligations to citizens and creditors. At the end of the current fiscal year, the Iberville Parish Council is able to report positive balances in all three categories of net assets, both for the government as a whole, as well as for its separate governmental and business-type activities.

The Iberville Parish Council's total net assets increased by \$5,389,651 during 2010, resulting from the construction of several capital projects in the Governmental activities and decreased cost of natural gas in the Business-Type activities.

Iberville Parish Council
Table 2
Changes in Net assets

	<u>Governmental activities</u>		<u>Business - type activities</u>		<u>Total Primary Government</u>	
	<u>2010</u>	<u>2009</u>	<u>2010</u>	<u>2009</u>	<u>2010</u>	<u>2009</u>
Revenues						
Program revenues						
Charges for services	\$ 2,069,294	\$ 1,622,821	\$ 3,287,445	\$ 2,986,346	\$ 5,356,739	\$ 4,609,167
Operating Grants and Contribution	4,870,660	4,554,409			4,870,660	4,554,409
Capital Grants and Contributions	1,907,685	3,822,811			1,907,685	3,822,811
General revenues						
Property taxes	3,998,818	3,575,476			3,998,818	3,575,476
Sales taxes	19,218,085	16,112,948			19,218,085	16,112,948
Other taxes	256,201	255,397			256,201	255,397
State and federal entitlements	1,035,608	1,025,654			1,035,608	1,025,654
Investment Earnings	75,674	115,602	4,769	3,973	80,443	119,575
Other general revenues	4,120,550	4,852,214	648,407	524,887	4,768,957	5,377,101
Total Revenues	<u>37,552,575</u>	<u>35,937,332</u>	<u>3,940,621</u>	<u>3,515,206</u>	<u>41,493,196</u>	<u>39,452,538</u>
Program Expenses						
General government	7,406,096	7,653,249			7,406,096	7,653,249
Public safety	4,689,202	4,274,077			4,689,202	4,274,077
Public works	12,346,251	14,631,687			12,346,251	14,631,687
Health and welfare	6,493,003	5,890,452			6,493,003	5,890,452
Culture and recreation	717,263	426,474			717,263	426,474
Economic development	211,185	186,129			211,185	186,129
Other expenditures	-	-			-	-
Interest on long term debt	885,308	712,289			885,308	712,289
Gas			3,062,480	2,826,889	3,062,480	2,826,889
Water			62,917	61,269	62,917	61,269
Sewer			229,840	219,316	229,840	219,316
Total Expenses	<u>32,748,308</u>	<u>33,774,357</u>	<u>3,355,237</u>	<u>3,107,474</u>	<u>36,103,545</u>	<u>36,881,831</u>
Excess (deficiency) before special items and transfers	4,804,267	2,162,975	585,384	407,732	5,389,651	2,570,707
Transfers from business to governmental funds						
Increase (decrease) in net assets	\$ 4,804,267	\$ 2,162,975	\$ 585,384	\$ 407,732	\$ 5,389,651	\$ 2,570,707

Governmental activities

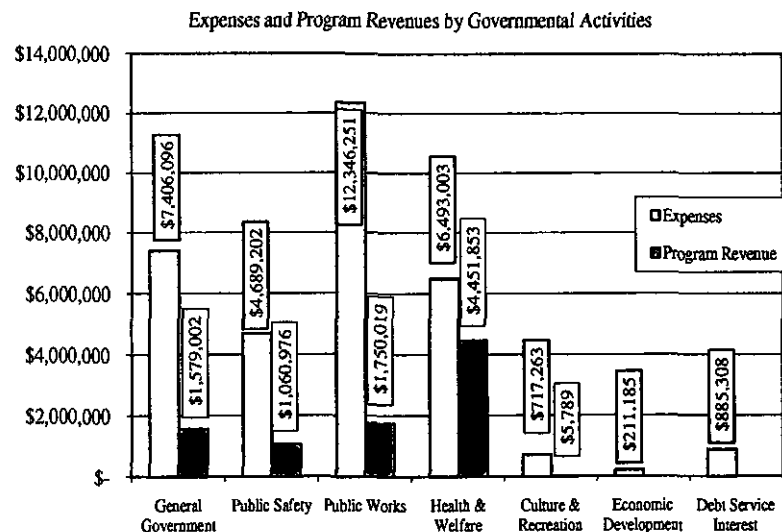
Key elements of this increase are as follows:

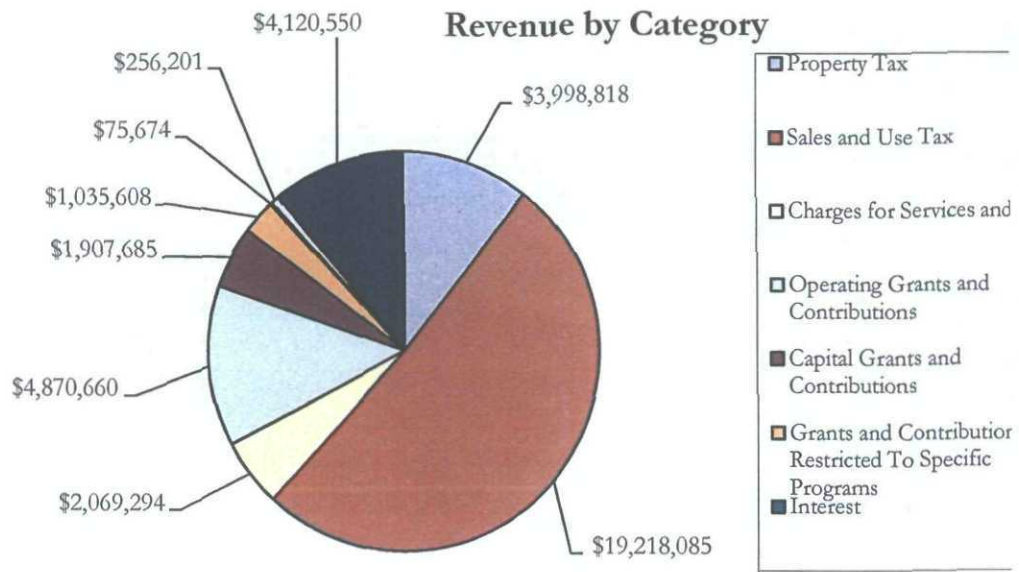
- Sales taxes increased during 2010 by \$3,105,137. This increase was due to chemical industry expansions during the year.
- Ad Valorem taxes increased by \$423,342 due to the parish council's decision to adopt adjusted millage that were equivalent to the maximum millage allowed by law on the Public Building Maintenance and Drainage Maintenance taxes.
- Capital grants for governmental activities increased due to the increase of Federal funding. The majority of the increase in federal funding was due to the disaster recovery efforts following the aftermath of Hurricane Gustav. Our 2009 federal revenues increased because of the commitment from FEMA (Federal Emergency

Management Agency) to fund 90% of the cleanup and repairs caused by Hurricane Gustav.

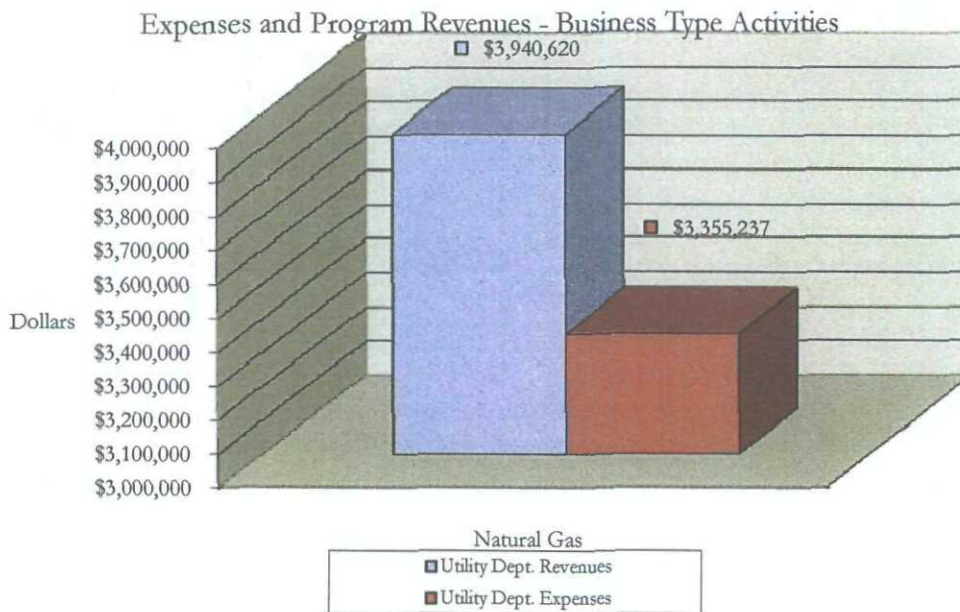
- Capital Outlay expenditures have decreased during 2010 because of the completion of the Maintenance Facility project during the year. The Maintenance Facility was improved at a cost of \$3,600,000 during 2009-2010. These improvements were funded through Hurricane Gustav FEMA funds, insurance proceeds and the capital improvement fund. No debt was issued for these improvements.
- Our addition to capital assets (net of depreciation) totaled \$5,512,630 for 2010, a decrease of \$3,441,034 from 2009.
- It is important to note that Iberville Parish has invested an average of over \$8,205,183 per year (before depreciation) for the last 8 years in capital outlay bringing the total from 2003-2010 to \$65,641,466.
- Our total governmental fund revenues increased by \$1,660,572 from \$35,871,232 in 2009 to \$37,531,804 in 2010 and our total governmental fund expenditures decreased by \$3,914,441 from \$43,556,279 in 2009 to \$39,641,838 in 2010. The major reason for the increase was due to a decreased investment in Capital Outlay in 2010 as compared to 2009 coupled with inflationary factors.
- In September of 2008, Iberville Parish sustained damage from the landfall of Hurricane Gustav. The parish was approved by FEMA before fiscal year end to participate in a pilot program where FEMA would reimburse Iberville for 95% of all expenditures related to debris removal from right-of-ways. Iberville Parish is currently closing out all FEMA projects related to Gustav. We are currently awaiting \$450,000 in funds once all projects are closed out.

Governmental Activities

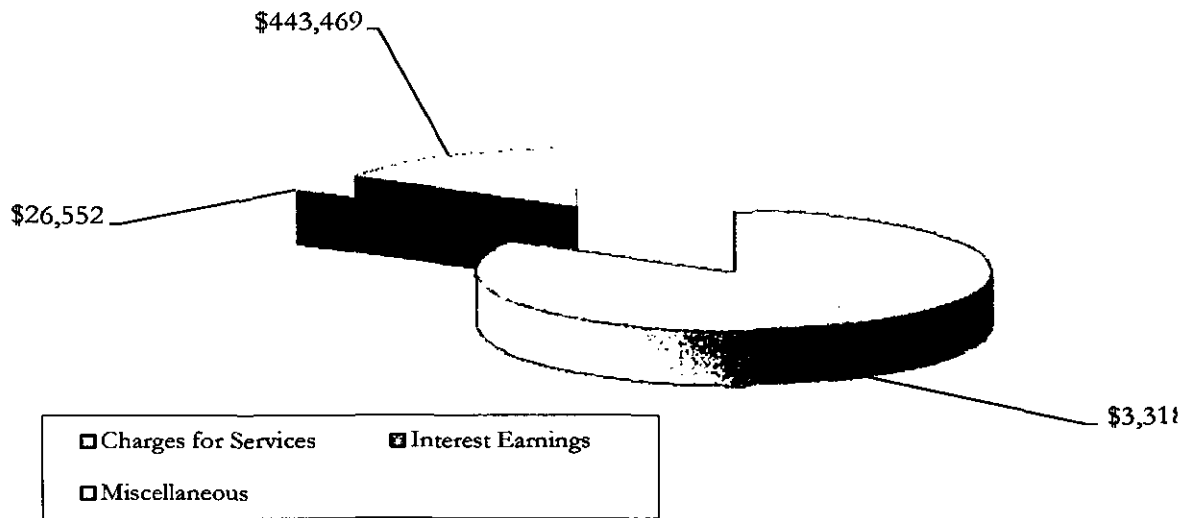




Business-type activities



Revenues by Source - Business Type Activities



Business-type activities increased the Iberville Parish Council's net assets by \$585,384. The total Primary Government Business-type Activity Net Assets for 2010 is \$5,443,023.

Financial Analysis of the Government's Funds

As noted earlier, the Iberville Parish Council uses fund accounting to ensure and demonstrate compliance with finance-related legal requirements.

Governmental funds

The focus of the Iberville Parish Council's *governmental funds* is to provide information on near-term inflows, outflows, and balances of *spendable* resources. Such information is useful in assessing the Iberville Parish Council's financing requirements. In particular, *unreserved fund balance* may serve as a useful measure of a government's net resources available for spending at the end of the fiscal year.

As of the end of the current fiscal year, the Iberville Parish Council's governmental funds reported combined ending fund balances of \$17,584,939, an decrease of \$2,089,263 in comparison with the prior year. The unreserved fund balance in the general fund, \$4,110,875, constitutes *unreserved fund balance*, which is available for spending at the government's discretion. The remainder of fund balance *is in special purpose funds* to indicate that it is not necessarily available for new spending because it has already been committed. These funds with a special purpose are the Special Revenue Funds - \$9,029,796, Debt Service Funds - \$2,498,880 and Capital Project Funds \$1,795,388.

The General Fund is the chief operating fund of the Iberville Parish Council. At the end of the current fiscal year, unreserved fund balance of the general fund was \$4,110,875 while total fund balance reached \$4,260,875. As a measure of the general fund's liquidity, it may be useful to compare both unreserved fund balance and total fund balance to total fund expenditures. Unreserved fund balance represents 36 percent of total general fund expenditures and transfers

out. The fund balance of the Iberville Parish Council General Fund has increased by \$1,152,403 during the current fiscal year.

The Drainage Maintenance fund is a major special revenue fund that accounts for all parish-wide drainage expenditures. At the end of the current fiscal year, the unreserved fund balance of the drainage maintenance fund was \$1,532,173. None of the fund balance is reserved within the fund. The Fund balance represents 68 percent of total drainage maintenance expenditures and transfers out. The fund balance of the Drainage Maintenance Fund increased by \$763,066 from 2009 to 2010. This increase due to the transfer in from the Capital Improvement Fund to cover future drainage capital improvements.

The Public Building Maintenance fund is a major special revenue fund that accounts for the maintenance and capital improvement of all public buildings throughout Iberville Parish. At the end of the current fiscal year, the unreserved fund balance of the Public Building Maintenance Fund was \$410,183. None of the fund balance was reserved within the fund. The fund balance represents 20 percent of the total Public Building Maintenance fund expenditures and transfers out. The fund balance of the Iberville Public Building Maintenance Fund increased by \$141,889 from 2009 to 2010.

The Sales Tax Roads fund is a major special revenue fund that accounts for the maintenance and construction of all Iberville Parish roads that do not lie within a municipality. At the end of the current fiscal year, the unreserved fund balance of the Sales Tax Roads fund was \$1,005,841. None of the fund balance was reserved within the fund. The fund balance represents 19 percent of the total sales tax road expenditures and transfers out. The fund balance of the Iberville Parish Sales Tax Roads Fund decreased by \$1,549,897 from 2009 to 2010.

The Solid Waste fund is a major special revenue fund that accounts for the contractual service for the pickup of residential waste. At the end of the current fiscal year, the unreserved fund balance of the Solid Waste fund was \$3,200,129. None of the fund balance was reserved within the fund. The fund balance represents 89 percent of the total Solid Waste expenditures and transfers out. The fund balance of the Iberville Solid Waste fund increased by \$221,315 from 2009 to 2010.

The Head Start/Technical Training and Assistance fund accounts for grant revenue and expenditures disbursed through the U.S. Department of Health and Hospitals for the Iberville Head Start program. At the end of the current fiscal year, the unreserved fund balance of the Head Start/Technical Training and Assistance fund was \$54,698. None of the fund balance was reserved within the fund. The fund balance represents 1 percent of the total Head Start expenditures and transfers out. The fund balance of the Head Start/Technical Training and Assistance fund decreased by \$183,684 from 2009 to 2010.

The Sales Tax Bond Debt Service Fund is a major debt service fund that accounts for the payment of Principal and interest on both the 2007 and 2009 road improvement revenue bonds. At the end of the current fiscal year, the unreserved fund balance of the Sales Tax Bond Debt Service Fund was \$1,404,410. All of the fund balance was reserved for debt service. The fund balance represents 85 percent of the total expenditures and transfers out. The fund balance of the Capital Improvement fund increased by \$54,691 from 2009 to 2010.

The Capital Improvement Fund is a major capital improvement fund that accounts for capital expenditures related to approved projects. At the end of the current fiscal year, the unreserved

fund balance of the Capital Improvement fund was \$1,038,680. None of the fund balance was reserved within the fund. The fund balance represents 23 percent of the total Capital Improvement fund expenditures and transfers out. The fund balance of the Capital Improvement fund decreased by \$1,927,940 from 2009 to 2010.

The Hwy. 1148 Extension Capital Improvement Fund is a major capital improvement fund that accounts for capital expenditures related to construction of the Hwy. 1148 (Enterprise Rd.) extension. At the end of the current fiscal year, the unreserved fund balance of the Hwy. 1148 Extension Capital Improvement Fund was \$330,863. None of the fund balance was reserved within the fund. The fund balance represents 23 percent of the total Road Construction Capital Improvement fund expenditures and transfers out. The fund balance of the Road Construction Capital Improvement fund decreased by \$538,556.

Key factors in this change are as follows:

The rise in sales taxes for 2010 was attributable to a rise in collection from the use portion of the tax. Plant expansions during 2010 allowed for a total increase in Sales/Use tax for 2010. Construction is expected to continue through the middle of 2011 with Sales/Use tax tapering off by 10%. We have budgeted an additional sales tax decrease by 10% during 2011; so far this prediction has accurate, with actual collections falling almost exactly within budgeted collections. With no new chemical plant expansions on the horizon for 2011-2012 the Sales/Use tax is expected to decline for the next couple of fiscal years.

We reported a \$1,404,410 fund balance in debt service for the retirement of all debt associated with the issuance of the 2005 road program certificates of indebtedness, the issuance of the 2007 sales tax revenue bonds and the issuance of the 2009 sales tax revenue bonds at December 31, 2010.

Proprietary funds. The Iberville Parish Council's proprietary funds provide the same type of information found in the government-wide financial statements, but in more detail. Unrestricted net assets of the Utility Department (Natural Gas, Sewerage and Water) at the end of the year amounted to \$1,589,383. The total change in net assets for natural gas/water and sewer functions was an increase of \$585,384. The natural gas/water business usually recognizes a positive net income; whereas the sewerage business usually recognizes a loss. Rates were modified during January 2007 which has effected income in a positive nature and returned the Utility Department to profit for years to come. Other factors concerning the finances of these two funds have already been addressed in the discussion of the Iberville Parish Council's business-type activities.

Primary Government – Governmental Funds - Budgetary Highlights

Differences between the original budget and the final amended budget were as follows.

- Interest Earnings were again amended across the board because of the market yielded a lower return on investments for 2010. The budget was amended from \$74,529 to \$67,400 to account for the decrease.

- Taxes and Franchises were amended up from \$16,787,900 to \$21,464,750 in total because of an under projection in sales taxes for 2010. The difference of \$4,678,850 was mainly due to the increase in the sales tax/use due from plant capital expansion during 2010.
- Intergovernmental Revenues were projected at \$8,618,351 and revised to \$7,584,663 because of a shortfall in expected funds received from the Louisiana Recovery Authority. Those funds were allocated to Iberville Parish but are going through the final approval process. We have re-budgeted those expenditures for 2011.
- The Primary Government – governmental funds final budgeted expenditures were \$42,884,542 (including other financing sources and uses). The General Government actual expenditures came up to \$42,997,075 (including other financing sources and uses), for a unfavorable difference of \$112,533 due to the advancement of the administrations methods of projecting revenues and expenditures.
- Public works final budgeted expenditures were \$8,861,670 a non-material increase of \$16,684 from the original budget.
- The General Fund total original budgeted expenditures were \$7,848,125 and the amended budgeted expenditures were \$8,170,923.

The General Fund had the following significant budget variances between the final amended budget and actual revenues for 2010:

1. Actual sales tax revenue exceeded final budgeted sales tax revenue by \$5,512,685. sales tax revenue were above 2010 projections because of a steady retail sales base, sales tax protest settlements and major industrial capital improvements.
 2. General Government Expenditures were revised upward to account for the continued financial support of the Iberville Council on Aging. Iberville Parish provides two activity facilities and staffing through a management contract.
- The Solid Waste Fund total original budgeted revenues and expenditures were \$2,214,000 and \$3,402,478 respectively. Final budgeted expenditures did not exceed final budgeted revenue. Actual expenditures for 2010 were \$6,185,535.
 - The Sales Tax Roads fund total amended 2010 budget was \$5,399,673, which exceeded the final budgeted revenues by \$1,891,173. Actual expenditure exceeded actual revenues by \$1,549,897. Most of the Maintenance Facility reconstruction project was financially made possible through the use of fund balance.

Capital Asset and Debt Administration

Capital assets

The Iberville Parish Council's investment in capital assets for its governmental and business type activities as of December 31, 2010, amounts to \$94,150,940 (net of accumulated depreciation). This investment in capital assets includes land, buildings and system, improvements, roadways, infrastructure, machinery and equipment, and park facilities increase for business-type activities.

Major capital asset events during the current fiscal year included the following:

- Completion of Parish Maintenance Facility improvements. The total expenditures were \$2,971,452 during 2010. The cost of the entire project was \$3,600,000.
- Completion of the final portions of the road program which began in 2009. During 2010, \$837,637 was spent on roadway maintenance and improvement related to the original 2009 project.
- Substantial completion of the Hwy 1148 phase 3 by-pass (Enterprise Road) project. During 2010, Iberville incurred \$1,467,691 in capital outlay expenditures for design and construction.

The three projects above accounted for \$5,276,780 of the \$10,177,570 (52 percent) total governmental fund capital outlay.

Additional information on the Iberville Parish Council's capital assets can be found in note 4, pages 47- 50.

Iberville Parish Council
Table 3
Iberville Parish Council - Capital Assets
(net of depreciation)

	<u>Governmental activities</u>		<u>Business - type activites</u>		<u>Primary Government</u>	
	<u>2010</u>	<u>2009</u>	<u>2010</u>	<u>2009</u>	<u>2010</u>	<u>2009</u>
Land	\$ 1,895,825	\$ 1,895,825	\$ 324	\$ 324	\$ 1,896,149	\$ 1,896,149
Buildings and improvements	30,158,704	25,366,244	3,382,915	3,382,915	33,541,619	28,749,159
Improvements other than buildings			-	-	-	-
Furniture & Equipment	4,960,939	2,797,671	280,078	280,078	5,241,017	3,077,749
Infrastructure	57,135,472	58,578,570			57,135,472	58,578,570
Construction in Progress	\$ -	\$ -	\$ -	\$ -	\$ -	\$ -
Total	\$ 94,150,940	\$ 88,638,310	\$ 3,663,317	\$ 3,663,317	\$ 97,814,257	\$ 92,301,627

Long-term debt. At the end of the current fiscal year, the Iberville Parish Council had total debt outstanding of \$20,558,596, \$600,000 of excess revenue certificate debt, \$198,596 of

Capital Lease Debt and \$19,760,000 in revenue bonds for which the government is liable. The Iberville Parish Council's revenue bonds are insured, and consequently enjoy the highest rating possible.

Iberville Parish Council
Table 4
Iberville Parish Council - Outstanding Debt
General Obligation and Revenue Bonds

	<u>Governmental activities</u>		<u>Business - type activities</u>		<u>Total</u>	
	<u>2010</u>	<u>2009</u>	<u>2010</u>	<u>2009</u>	<u>Primary Government</u>	<u>2009</u>
Revenue bonds	\$ 19,760,000	\$ 20,565,000			\$ 19,760,000	\$ 20,565,000
Certificates of Indebtedness with governmental commitment	600,000	950,000		45,000	600,000	995,000
Capital Lease Financing	198,596	303,627	-	-	198,596	303,627
Total	\$ 20,558,596	\$ 21,818,627	\$ -	\$ 45,000	\$ 20,558,596	\$ 21,863,627

Iberville Parish treats Capital Lease financing as another means of debt financing. Each capital lease is outfitted with a non-appropriations clause which allows for the termination of the lease should funds not be appropriated. Title transfers between lessor and lessee upon the last payment.

State statutes limit the amount of general obligation debt a governmental entity may issue to 10 percent of its total assessed valuation. The current debt limitation for the Iberville Parish Council is \$45,679,937, which is \$25,919,937 in excess of the Iberville Parish Council's outstanding general obligation debt.

Additional information on the Iberville Parish Council's long-term debt can be found in note 4, item g, and pages 51-56 of this report.

Economic Factors and Next Year's Budgets and Rates

- The unemployment rate for Iberville Parish is currently 10.8 percent, which is an increase from 2 percent a year ago.
- The parish is heavily dependent upon the taxes derived from the petrochemical industry. Iberville anticipates a 10% decrease in Sales\Use tax generated mainly by the petrochemical industry for 2011 and a 10% decrease in 2012. The impact of production and use on sales tax revenue will decrease in the short term, but taxes are expected to increase in the long term.

All of these factors were considered in preparing the Iberville Parish Council's budget for the 2010 fiscal year.

Requests for Information

Requests for Information

This financial report is designed to provide a general overview of the Iberville Parish Council's finances for all those with an interest in the government's finances. Questions concerning any of the information provided in this report or requests for additional financial information should be addressed to the following:

Office of the Finance Director
Iberville Parish Council
P.O. Box 389
Plaquemine, Louisiana 70765-0389

BASIC FINANCIAL SECTION



Veteran's Memorial

Plaquemine

IBERVILLE PARISH COUNCIL
Plaquemine, Louisiana
Statement of Net Assets
December 31, 2010

STATEMENT A

	Primary Government			Total Component Units	
	Governmental Activities	Business-type Activities	Total	Governmental Activities	Business-type Activities
ASSETS					
Cash and cash-equivalents	\$ 18,582,977	\$ 1,541,189	\$ 20,124,166	\$ 1,163,386	\$ 2,556,154
Investments					
Receivables (net of allowance for uncollectables)	8,828,615	588,094	9,416,709	2,785,763	355,805
Inventories		13,763	13,763		
Prepaid items	777,024		777,024		19,876
Other assets	119,760	334,382	454,142	56,809	173,745
Restricted assets					
Cash and cash equivalents	100,000	199,261	299,261		826,603
Capital assets (net of accumulated depreciation)					
Land	1,895,825	324	1,896,149	435,740	193,187
Building and system	30,158,704		30,158,704	425,476	8,687,152
Improvements other than building	57,135,472	3,587,362	60,722,834	435,998	
Machinery and equipment	4,960,939	265,954	5,226,893	375,292	2,099
Construction in progress	-	-	-	-	2,905,547
Total assets	<u>122,559,316</u>	<u>6,530,329</u>	<u>129,089,645</u>	<u>5,678,464</u>	<u>15,720,168</u>
LIABILITIES					
Accounts payable and other current liabilities	2,144,397	397,413	2,541,810	139,382	634,547
Matured bonds and interest payable					
Accrued interest payable					
Bank overdraft liability	1,196,858	254,901	1,451,759		
Deferred revenue			-	11,100	
Other payables	7,482,180	225,731	7,707,911		18,962
Liabilities payable from restricted assets		209,261	209,261		160,384
Non current liabilities:					
Other Post Employment Benefits	298,776		298,776	37,054	
Due in one year	2,271,749		2,271,749	14,215	96,481
Due in more than one year	19,311,922	-	19,311,922	261,569	5,159,999
Total liabilities	<u>32,705,882</u>	<u>1,087,306</u>	<u>33,793,188</u>	<u>463,320</u>	<u>6,070,373</u>
NET ASSETS					
Invested in capital assets, net of related debt	73,592,344	3,853,640	77,445,984	1,636,291	6,663,243
Unrestricted, related to			-		
Drainage Maintenance	1,532,173		1,532,173		
Public Building Maintenance	410,183		410,183		
Sales Tax Roads	1,005,841		1,005,841		
Solid Waste	3,200,129		3,200,129		
Technical Training and Assistance Head Start	54,698		54,698		
Capital Improvement	1,464,524		1,464,524		
Road Construction	330,863		330,863		
Fire Protection	1,307,010		1,307,010		
Emergency Services	517,642		517,642		
Debt Service	2,498,842		2,498,842		606,385
Other	1,418,565		1,418,565		
Unrestricted	<u>2,520,620</u>	<u>1,589,383</u>	<u>4,110,003</u>	<u>3,578,853</u>	<u>2,380,167</u>
Total net assets	<u>\$ 89,853,434</u>	<u>\$ 5,443,023</u>	<u>\$ 95,296,457</u>	<u>\$ 5,215,144</u>	<u>\$ 9,649,795</u>

The notes to the financial statements are an integral part of this statement.

IBERVILLE PARISH COUNCIL
Plaquemine, Louisiana
Statement of Activities
For the Year Ended December 31, 2010

STATEMENT B

Functions/Programs	Program Revenues				Net (Expense) Revenue and Changes in Net Assets				
	Expenses	Charges for Services	Operating	Capital	Primary Government			Component Units	
			Grants and Contributions	Grants and Contributions	Governmental Activities	Business-type Activities	Total	Governmental Activities	Business-type Activities
Primary Government:									
Governmental Activities:									
General Government	\$ 7,406,096	\$ 1,285,586	\$ 279,016	\$ 14,400	\$ (5,827,094)		\$ (5,827,094)		
Public Safety	4,689,202	701,937	359,039		(3,628,226)		(3,628,226)		
Public Works	12,346,251	655	512,204	1,237,160	(10,596,232)		(10,596,232)		
Public Health	6,493,003	81,012	3,714,716	656,125	(2,041,150)		(2,041,150)		
Economic Development	211,185				(211,185)		(211,185)		
Culture and Recreation	717,263	104	5,685		(711,474)		(711,474)		
Interest on long-term debt	885,308	-	-	-	(885,308)		(885,308)		
Total governmental activities	<u>32,748,308</u>	<u>2,069,294</u>	<u>4,870,660</u>	<u>1,907,685</u>	<u>(23,900,669)</u>		<u>(23,900,669)</u>		
Business-type Activities:									
Water	62,917	107,244				44,327	44,327		
Sewer	229,840	178,790			-	(51,050)	(51,050)		
Natural gas	3,062,480	3,001,411			-	(61,069)	(61,069)		
Total business-type activities	<u>3,355,237</u>	<u>3,287,445</u>				<u>(67,792)</u>	<u>(67,792)</u>		
Total primary government	<u>36,103,545</u>	<u>5,356,739</u>	<u>4,870,660</u>	<u>1,907,685</u>	<u>(23,900,669)</u>	<u>(67,792)</u>	<u>(23,968,461)</u>		
Component Units:									
Governmental activities	2,961,029	144,105		89,245			\$ (2,727,679)	\$ -	
Business-type activities	2,837,864	2,724,140						(113,724)	
Total component units	<u>5,798,893</u>	<u>2,868,245</u>		<u>89,245</u>			<u>(2,727,679)</u>	<u>(113,724)</u>	
General Revenues									
Property taxes					3,998,818		3,998,818	2,624,239	84,886
Sales taxes					19,218,085		19,218,085		
Franchise taxes					93,395		93,395		
Alcoholic beverage taxes					18,334		18,334		
Gaming taxes					144,472		144,472		
Unrestricted grants and contributions					1,035,608	150,312	1,185,920		
Unrestricted investment earnings					75,674	4,769	80,443	5,721	4,930
Miscellaneous revenues					4,099,779	498,095	4,597,874	72,626	189,232
Gain on sale of capital assets					20,771		20,771		
Transfers (from) to governmental activities									
Total general revenues and transfers					<u>28,704,936</u>	<u>653,176</u>	<u>29,358,112</u>	<u>2,702,586</u>	<u>279,048</u>
Change in net assets					4,804,267	585,384	5,389,651	(25,093)	165,324
Net Assets - beginning					<u>85,049,167</u>	<u>4,857,639</u>	<u>89,906,806</u>	<u>5,240,237</u>	<u>9,484,471</u>
Net Assets - ending					<u>\$ 89,853,434</u>	<u>\$ 5,443,023</u>	<u>\$ 95,296,457</u>	<u>\$ 5,215,144</u>	<u>\$ 9,649,795</u>

The notes to the financial statements are an integral part of this statement.

IBERVILLE PARISH COUNCIL
Plaquemine, Louisiana
Balance Sheet
GOVERNMENTAL FUNDS
December 31, 2010

STATEMENT C

	General	Drainage Maintenance	Public Building Maintenance	Sales Tax Roads	Solid Waste	Tech. Training & Assistance/ Headstart	Sales Tax Bond Debt Service	Capital Improvement	Highway 1148 Extension	Other Governmental Funds	Total Governmental Funds
ASSETS											
Cash and cash equivalents	\$ 2,255,957		\$ -	\$ 625,672	\$ 2,162,642	\$ 201,956	\$ 1,262,293	\$ 1,192,462	\$ 149,960	\$ 4,100,721	\$ 11,951,663
Cash with fiscal agent	1,303										1,303
Receivables (net of allowance for uncollectible)	2,199,745	1,996,867	1,168,462	484,677	1,288,589	5,544	142,117	259,081	451,710	488,128	8,484,920
Prepaid items	413,648		206,877	72,674	33,887	49,938					777,024
Cash - restricted	100,000										100,000
Other assets	-	46,752	-	-	-	-	-	-	-	73,008	119,760
TOTAL ASSETS	\$ 4,970,653	\$ 2,043,619	\$ 1,375,339	\$ 1,183,023	\$ 3,485,118	\$ 257,438	\$ 1,404,410	\$ 1,451,543	\$ 601,670	\$ 4,661,857	\$ 21,434,670
LIABILITIES AND FUND BALANCES											
Liabilities:											
Accounts payable	\$ 514,665	\$ 58,790	\$ 66,981	\$ 138,926	\$ 279,543	\$ 133,980	\$ -	\$ 412,863	\$ 270,807	\$ 267,842	\$ 2,144,397
Deferred revenue											
Bank overdraft		348,034	836,990							11,834	1,196,858
Other payables	195,113	104,622	61,185	38,256	5,446	68,760	-	-	-	35,094	508,476
Total liabilities	709,778	511,446	965,156	177,182	284,989	202,740	-	412,863	270,807	314,770	3,849,731
Fund Balances:											
Reserved for:											
W/C Funded Reserve	150,000										150,000
Unreserved, reported in:											
General fund	4,110,875										4,110,875
Special revenue funds		1,532,173	410,183	1,005,841	3,200,129	54,698				2,826,772	9,029,796
Debt service funds							1,404,410			1,094,470	2,498,880
Capital projects funds	-	-	-	-	-	-	-	1,038,680	330,863	425,845	1,795,388
Total fund balances	4,260,875	1,532,173	410,183	1,005,841	3,200,129	54,698	1,404,410	1,038,680	330,863	4,347,087	17,584,939
TOTAL LIABILITIES AND FUND BALANCE	\$ 4,970,653	\$ 2,043,619	\$ 1,375,339	\$ 1,183,023	\$ 3,485,118	\$ 257,438	\$ 1,404,410	\$ 1,451,543	\$ 601,670	\$ 4,661,857	

Amounts reported for governmental activities in the statement of net assets are different because:
 Capital assets used in governmental activities are not financial resources and,
 therefore, are not reported in the funds.

94,150,942

Long-term liabilities, including bonds payable, are not due and payable in the current period
 other post employment benefits and
 therefore are not reported in the funds
 Net assets of governmental activities

(21,882,447)
 \$ 89,853,434

The notes to the financial statements are an integral part of this statement.

IBERVILLE PARISH COUNCIL
Plaquemine, Louisiana
Statement of Revenues, Expenditures, and Changes in Fund Balance
GOVERNMENTAL FUNDS
For the Year Ended December 31, 2010

STATEMENT D

	General	Drainage Maintenance	Public Building Maintenance	Sales Tax Roads	Solid Waste	Tech. Training & Assistance/ Headstart	Sales Tax Bond Debt Service	Capital Improvement	Hwy 1148 Extension	Other Governmental Funds	Total Governmental Funds
REVENUES											
Taxes:											
Ad valorem	\$ 684,426	\$ 1,969,432	\$ 1,181,701	\$ -	\$ -	\$ -	\$ -	\$ -	\$ -	163,259	3,998,818
Sales	6,730,990		1,000,000	3,460,711	3,672,674		1,705,400	2,307,141		341,171	19,218,087
Franchise	93,395										93,395
Alcoholic beverage	18,334										18,334
Gaming	144,472										144,472
Licenses and permits	592,745										592,745
Intergovernmental:											
Federal	46,758					3,085,623				1,421,962	4,554,343
State	1,035,608	54,774						929,135		837,487	2,857,004
Local	252,291									-	252,291
Charges for services	9,019		104							468,449	477,572
Use of money and property	19,888	1,993	416	8,677	13,994			15,537		15,169	75,674
Insurance fees	1,546,840										1,546,840
Other revenues	1,387,695		4,436	491,054	115,812	3,203				152,171	2,154,371
In-kind						548,882					548,882
Fines and forfeitures										998,976	998,976
Total revenues	12,562,461	2,026,199	2,186,657	3,960,442	3,802,480	3,637,708	1,705,400	2,322,678	929,135	4,398,644	37,531,804
EXPENDITURES											
Current:											
General government	4,783,126		1,103,099							714,215	6,600,440
Public safety	1,736,680		289,542							2,009,383	4,035,605
Public works	1,368,497	2,061,136	9,848	2,221,387	3,577,165					227,539	9,465,572
Health and welfare	1,137,968		252,977			2,646,485				1,776,231	5,813,661
Culture and recreation	127,503		233,912							285,631	647,046
Economic development	169,464		38,259								207,723
Other expenditures											-
Debt service:											
Principal		39,677					805,000			415,354	1,260,031
Interest		394					845,709			39,205	885,308
Bond issuance costs											-
Advance refunding escrow											-
In-kind						548,882					548,882
Capital outlay	214,734	168,301	117,131	2,971,452	4,000	830,092		1,876,633	1,467,691	2,527,536	10,177,570
Total expenditures	9,537,972	2,269,508	2,044,768	5,192,839	3,581,165	4,025,459	1,650,709	1,876,633	1,467,691	7,995,094	39,641,838
Excess (deficiency) of revenues over (under) expenditures	3,024,489	(243,309)	141,889	(1,232,397)	221,315	(387,751)	54,691	446,045	(538,556)	(3,596,450)	(2,110,034)
OTHER FINANCING SOURCES (USES)											
Transfers in		1,000,000				200,000		216,250		3,653,499	5,069,749
Loan proceeds											
Transfers out	(1,877,234)			(317,500)				(2,590,235)		(284,780)	(5,069,749)
Sale of fixed assets	5,148	6,375				4,067				5,181	20,771
Total other financing sources and uses	(1,872,086)	1,006,375	-	(317,500)	-	204,067	-	(2,373,985)	-	3,373,900	20,771
NET CHANGE IN FUND BALANCE	1,152,403	763,066	141,889	(1,549,897)	221,315	(183,684)	54,691	(1,927,940)	(538,556)	(222,550)	(2,089,263)
FUND BALANCES - BEGINNING	3,108,472	769,107	268,294	2,555,738	2,978,814	238,382	1,349,719	2,966,620	869,419	4,569,637	19,674,202
FUND BALANCES - ENDING	\$ 4,260,875	\$ 1,532,173	\$ 410,183	\$ 1,005,841	\$ 3,200,129	\$ 54,698	\$ 1,404,410	\$ 1,038,680	\$ 330,863	\$ 4,347,087	\$ 17,584,939

The notes to the financial statements are an integral part of this statement.

Reconciliation of the Statement of Revenues
Expenditures, and Changes in Fund Balances of Governmental Funds
to the Statement of Activities

For the Year Ended December 31, 2010

Amounts reported for governmental activities in the statement of activities (page 18) are different because:

Net Change in fund balances-Total governmental funds (page 20) \$ (2,089,263)

Governmental funds report capital outlay as expenditures. However, in the statement of activities the cost of those assets is allocated over their estimated useful lives and reported as depreciation expense. This is the amount by which capital outlays exceeded depreciation in the current period

Capital Outlay	10,177,570
Depreciation Expense	<u>(4,664,940)</u>
	5,512,630

The liability and expense for compensated absences are not reported in governmental funds. Payments for compensated absences are reported as salaries when they occur. Only the payment consumes current financial resources, and it would take a catastrophic event for this liability to become a current liability.

191,414

Annual OPEB (Other Post Employment Benefit) Expense

(70,546)

The issuance of long-term debt (e.g. bonds, leases) provides current financial resources to governmental funds, while the repayment of the principal of long term debt consumes the current financial resources of governmental funds. Neither transaction, however, has any effect on net assets. Also, governmental funds report the effect of issuance costs, premiums, discounts, and similar items when debt is first issued, whereas these amounts are deferred and amortized in the statement of activities. This amount is the net effect of these differences in the treatment of long-term debt and related items.

Loan Proceeds	-
Principal Payments	<u>1,260,032</u>
	\$ <u>1,260,032</u>

Change in net assets of governmental activities (page 18)

\$ 4,804,267

IBERVILLE PARISH COUNCIL
Plaquemine, Louisiana
Statement of Net Assets
PROPRIETARY FUNDS
December 31, 2010

STATEMENT F

Business-type Activities - Enterprise Funds

	<u>Iberville Utility Department</u>	<u>Iberville Sewer</u>	<u>Total Primary Government</u>
ASSETS			
Current Assets:			
Cash and cash equivalents	\$ 1,541,189	\$ -	\$ 1,541,189
Cash with fiscal agent			-
Accounts receivable (net of allowance for uncollectibles)	560,508	27,586	588,094
Inventory	13,763		13,763
Other assets	334,382	-	334,382
Total current assets	2,449,842	27,586	2,477,428
Restricted assets			
Customer Deposits	199,261	-	199,261
Total restricted assets	199,261	-	199,261
Noncurrent assets			
Capital assets			
Land	324		324
Building			
Improvements other than building	6,162,151	611,163	6,773,314
Machinery and equipment	1,304,683	9,254	1,313,937
Construction in progress			-
Less accumulated depreciation	(4,029,345)	(204,590)	(4,233,935)
Total capital assets (net of accumulated depreciation)	3,437,813	415,827	3,853,640
Other assets	-	-	-
Total noncurrent assets	3,437,813	415,827	3,853,640
TOTAL ASSETS	\$ 6,086,916	\$ 443,413	\$ 6,530,329

IBERVILLE PARISH COUNCIL
Plaquemine, Louisiana
Statement of Net Assets
PROPRIETARY FUNDS
December 31, 2010

STATEMENT F

Business-type Activities - Enterprise Funds

	Iberville Utility Department	Iberville Sewer	Total Primary Government
LIABILITIES			
Current liabilities:			
Accounts payable	\$ 385,194	\$ 12,219	\$ 397,413
Other payables	95,023	130,708	225,731
Compensated absences			
Bank overdraft		254,901	254,901
Deferred revenue			-
Matured bonds payable			
Matured interest payable			
Accrued interest payable			
General obligation bonds - Current			
Capital leases payable - Current	-	-	-
Total current liabilities	480,217	397,828	878,045
Current liabilities payable from restricted assets:			
Customer deposits payable	199,261		199,261
Revenue bonds payable			-
Capital lease payable			-
Accrued interest payable			-
Other	-	10,000	10,000
Total current liabilities payable from restricted assets	199,261	10,000	209,261
Total current liabilities	679,478	407,828	1,087,306
Noncurrent liabilities			
General obligation bonds payable			
Revenue bonds payable			-
Due in more than one year			
Advances from other funds	-	-	-
Total noncurrent liabilities	-	-	-
TOTAL LIABILITIES	679,478	407,828	1,087,306
NET ASSETS			
Invested in capital assets, net of related debt	3,437,813	415,827	3,853,640
Restricted for debt service			
Restricted for capital improvements			
Unrestricted	1,969,625	(380,242)	1,589,383
TOTAL NET ASSETS	\$ 5,407,438	\$ 35,585	\$ 5,443,023

The notes to the financial statements are and integral part of this statement.

IBERVILLE PARISH COUNCIL

STATEMENT G

Plaquemine, Louisiana

**Statement of Revenues, Expenses, and Changes in Net Assets
For the Year of Ended December 31, 2010**

	<u>Business-type Activities-Enterprise Funds</u>		
	<u>Iberville Utility Department</u>	<u>Iberville Sewer</u>	<u>Total Primary Government</u>
OPERATING REVENUES:			
Charges for services	\$ 3,108,655	\$ 178,790	\$ 3,287,445
Other revenue	498,095	-	498,095
Total operating revenues	<u>3,606,750</u>	<u>178,790</u>	<u>3,785,540</u>
OPERATING EXPENSES:			
Purchase for resale	1,613,887		1,613,887
Salaries and wages	828,352	37,791	866,143
Depreciation and amortization	186,205	23,878	210,083
Contractual services	59,633		59,633
Repairs and maintenance	40,377		40,377
Materials and supplies	238,059	166,755	404,814
Other	158,884	1,416	160,300
Total operating expenses	<u>3,125,397</u>	<u>229,840</u>	<u>3,355,237</u>
Operating income (loss)	<u>481,353</u>	<u>(51,050)</u>	<u>430,303</u>
NONOPERATING REVENUES (EXPENSES):			
Ad valorem taxes			
Interest earnings	4,769		4,769
Interest expense			-
Other	-	-	-
Total nonoperating revenue (expenses)	<u>4,769</u>	<u>-</u>	<u>4,769</u>
Income before contributed capital and operating transfers	<u>486,122</u>	<u>(51,050)</u>	<u>435,072</u>
Capital contributions	150,312	-	150,312
TRANSFERS TO OTHER FUNDS			
Transfers in	-	-	-
Transfers out	-	-	-
NET INCOME (LOSS)	636,434	(51,050)	585,384
TOTAL NET ASSETS - BEGINNING	<u>4,771,004</u>	<u>86,635</u>	<u>4,857,639</u>
TOTAL NET ASSETS - ENDING	<u>\$ 5,407,438</u>	<u>\$ 35,585</u>	<u>\$ 5,443,023</u>

Adjustment to reflect the consolidation of internal service fund activities related to enterprise funds
Change in net assets in business type activities

The notes to the financial statements are an integral part of the statement.

IBERVILLE PARISH COUNCIL
Plaquemine, Louisiana
Statement of Cash Flows
PROPRIETARY FUNDS
For the Year Ended December 31, 2010

STATEMENT H

	Primary Government Proprietary Funds		
	Iberville Utility Department	Iberville Sewer	Total Primary Government
CASH FLOWS FROM OPERATING ACTIVITIES			
Receipts from customers and users	3,723,563	177,466	3,901,029
Payments to suppliers	(2,081,234)	(173,485)	(2,254,719)
Payments to employees	(828,352)	(37,791)	(866,143)
Net cash flow provided by operating activities	813,977	(33,810)	780,167
CASH FLOWS FROM NONCAPITAL FINANCING ACTIVITIES			
Miscellaneous income (expense)	-	-	-
Net cash provided (used) by capital and related financing activities	-	-	-
CASH FLOWS FROM CAPITAL AND RELATED FINANCING ACTIVITIES			
Customer deposits		-	-
Capital contributions	150,312		150,312
Purchases of capital assets	(385,414)	(12,592)	(398,006)
Principal paid on leases			-
Principal paid on capital debt	(51,627)		(51,627)
Interest paid on capital debt			-
Deferred revenue	-	-	-
Net cash provided (used) by capital and related financing activities	(286,729)	(12,592)	(299,321)
CASH FLOWS FROM INVESTING ACTIVITIES			
Interest received	4,769	-	4,769
Net cash provided (used) by investing activities	4,769	-	4,769
NET INCREASE IN CASH AND CASH EQUIVALENTS	532,017	(46,402)	485,615
CASH AND CASH EQUIVALENTS, JANUARY 1, 2010	1,208,433	(208,499)	999,934
CASH AND CASH EQUIVALENTS, DECEMBER 31, 2010	1,740,450	(254,901)	1,485,549
Reconciliation of Cash and Cash Equivalents to Statement of Net Assets:			
Cash and cash equivalents	1,541,189	-	1,541,189
Restricted cash	199,261		199,261
Bank overdraft	-	(254,901)	(254,901)
	1,740,450	(254,901)	1,485,549

IBERVILLE PARISH COUNCIL
 Plaquemine, Louisiana
 Statement of Cash Flows
 PROPRIETARY FUNDS
 For the Year Ended December 31, 2010

STATEMENT H

	Primary Government Proprietary Funds		
	Iberville Utility Department	Iberville Sewer	Total Primary Government
Reconciliation of operating income to net cash provided (used) by operating activities:			
Operating income	481,353	(51,050)	430,303
Adjustments to reconcile operating income to net cash provided (used) by operating activities:			
Depreciation expense	186,205	23,878	210,083
(Increase) decrease in accounts receivable	109,418	(1,324)	108,094
(Increase) in inventories	6,881		6,881
Decrease in prepaid items	(771)		(771)
(Increase) decrease in customer deposits	1,285		1,285
(Increase) decrease in other assets			-
Increase in accounts payable	29,606	(5,314)	24,292
Increase (decrease) in bonds payable			-
(Increase) in interest payable			-
(Decrease) in other liabilities	-	-	-
Total adjustments	332,624	17,240	349,864
Net cash provided by operating activities	813,977	(33,810)	780,167

IBERVILLE PARISH COUNCIL
Plaquemine, Louisiana
Statement of Fiduciary Responsibilities
AGENCY FUNDS
December 31, 2010

STATEMENT I

	<u>Agency Funds</u>
ASSETS	
Cash and Short-term investments	\$ 6,630,009
Receivables	343,695
TOTAL ASSETS	<u>\$ 6,973,704</u>
LIABILITIES:	
Sales taxes payable	\$ 6,790,150
Other payables	183,554
TOTAL LIABILITIES	<u>\$ 6,973,704</u>

**This page contains no
financial data.**

NOTES TO FINANCIAL STATEMENTS



Iberville Parish Welcome Center

Grosse Tete

IBERVILLE PARISH COUNCIL
Plaquemine, Louisiana
Notes to the Financial Statements
December 31, 2010

INTRODUCTION

The Iberville Parish Council is the governing authority for Iberville Parish and is a political subdivision of the State of Louisiana. The citizens of Iberville Parish, on January 18, 1997, approved a Home Rule Charter, which created a President-Council form of government. The Louisiana Secretary of State certified the Home Rule Charter on January 21, 1997. A president, representing the parish as a whole and 13 councilmen representing their various districts within the parish govern the Iberville Council. Both the Parish President and Councilmen serve four-year terms.

Louisiana Revised Statute 33:1236 gives the Council various powers in regulating and directing the affairs of the parish and its inhabitants. The more notable of those are the power to make regulations for its own government; to regulate the construction and maintenance of roads, bridges, and drainage systems; to regulate the sale of alcoholic beverages; and to provide for the health and welfare of the poor, disadvantaged, and unemployed in the parish. Ad valorem and sales taxes, beer and alcoholic beverage permits, state revenue sharing, and various other state and federal grants provide funding to accomplish these tasks.

Iberville Parish covers an area of 637 square miles and has a population of 32,505 as of 2009. The Iberville Parish Council maintains 137 miles of roads, and 166 employees are employed full time by the Council.

NOTE 1 – SUMMARY OF SIGNIFICANT ACCOUNTING POLICIES

A. Reporting Entity

As the governing authority of the parish, for reporting purposes, the Iberville Parish Council is the financial reporting entity for Iberville Parish. The financial reporting entity consists of (a) the primary government (Council), (b) organizations for which the primary government is financially accountable and (c) other organizations for which the nature and significance of their relationship with the primary government are such that exclusion would cause the reporting entity's financial statements to be misleading or incomplete.

Governmental Accounting Standards Board (GASB) Statement No. 14 established criteria for determining which component units should be considered part of the Iberville Parish Council for financial reporting purposes. The basic criterion for including a potential component unit within the reporting entity is financial accountability. The GASB has set forth criteria to be considered in determining financial accountability.

These criteria include:

1. Appointing a voting majority of an organization's governing body, and
 - a. The ability of the Parish Council to impose its will on that organization and/or

IBERVILLE PARISH COUNCIL
Plaquemine, Louisiana
Notes to the Financial Statements
December 31, 2010

NOTE 1 - SUMMARY OF SIGNIFICANT ACCOUNTING POLICIES (Continued)

A. Reporting Entity (Continued)

- b. The potential for the organization to provide specific financial benefits to or impose specific financial burdens on the Iberville Parish Council.
- 2. Organizations for which the Parish Council does not appoint a voting majority, but are fiscally dependent on the Parish Council.
- 3. Organizations for which the reporting entity financial statements would be misleading if data of the organization is not included because of the nature or significance of the relationship.

Based on the previous criteria, the Parish Council has determined that the following component units are part of the reporting entity:

Blended Component Unit. The Iberville Parish blended component units serve the citizens of Iberville Parish and are governed by the Iberville Parish Council. The Iberville Parish Council approves the rates for user charges and bond issuance authorizations and the legal liability for the general obligation portion of the blended component unit's debt remains with the government.

<i>Blended Component Unit</i>	<i>Fiscal Year End</i>	<i>Criteria Used</i>
Iberville Parish Utility Department P.O. Box 99 Plaquemine, LA 70764	December 31, 2010	1 and 3
18 th Judicial District Criminal Court Fund P.O. Box 423 Plaquemine, LA 70764	December 31, 2010	3
18 th Judicial District Drug Court Fund	December 31, 2010	3

Discretely Presented Component Unit. The Iberville Parish discretely presented component units are responsible for serving the citizens of Iberville Parish within the government's jurisdiction. The members of the discretely presented component unit's governing board either are elected by the citizens of Iberville Parish or appointed by the Iberville Parish Council.

<i>Discretely Presented Component Unit</i>	<i>Fiscal Year End</i>	<i>Criteria Used</i>
Iberville Parish Waterworks District No. 2 P.O. Box 71 St. Gabriel, LA 70776	October 31, 2010	1

IBERVILLE PARISH COUNCIL
Plaquemine, Louisiana
Notes to the Financial Statements
December 31, 2010

NOTE 1 - SUMMARY OF SIGNIFICANT ACCOUNTING POLICIES (Continued)

A. Reporting Entity (Continued)

<i>Discretely Presented Component Unit</i>	<i>Fiscal Year End</i>	<i>Criteria Used</i>
Iberville Parish Waterworks District No. 3 P.O. Box 60 White Castle, LA 70788	March 31, 2010	1
Iberville Parish Waterworks District No. 4 P.O. Box 99 Plaquemine, LA 70764	September 30, 2010	1
Iberville Parks and Recreation District P.O. Box 1060 Plaquemine, LA 70764	December 31, 2010	1 and 3
Iberville Parish Library P.O. Box 736 Plaquemine, La 70764	December 31, 2010	1 and 3

Complete financial statements for each of the individual component units may be obtained at the entity's administrative offices.

The Parish Council, as the reporting entity, has chosen to issue financial statements of the primary government (Parish Council) only, except for the inclusion of the Eighteenth Judicial District Criminal Court Fund, the Eighteenth Judicial District Drug Court Fund and the Iberville Parish Utility System, whose accounting records are maintained by the Parish Council and are considered part of the primary government. The other previously listed component units are included in the accompanying financial statements by discrete presentation only.

GASB Statement No. 14 provides for the issuance of primary government financial statements that are separate from those of the reporting entity. However, the primary government's (Parish Council) financial statements are not a substitute for the reporting entity's financial statements. The accompanying primary government financial statements have been prepared in conformity with generally accepted accounting principles as applied to governmental units. These financial statements are not intended to and do not report on the reporting entity but rather are intended to reflect only the financial statements of the primary government (Parish Council). Considered in the determination of component units of the reporting entity were the Iberville Parish Sheriff, Clerk of Court, Assessor, School Board, the District Attorney for the Eighteenth Judicial District, and the various municipalities in the parish. It was determined that these governmental entities are not component units of the Iberville Parish Council reporting entity because they have separately elected governing bodies, are legally separate, and are fiscally independent of the Iberville Parish Council. A request for a separate financial statement for each component unit may be obtained by mail using the addresses above.

IBERVILLE PARISH COUNCIL
Plaquemine, Louisiana
Notes to the Financial Statements
December 31, 2010

NOTE 1 - SUMMARY OF SIGNIFICANT ACCOUNTING POLICIES (Continued)

B. Funds

Iberville Parish uses funds to maintain its financial records during the fiscal year. Fund accounting is designed to demonstrate legal compliance and to aid management by segregating transactions related to certain council functions and activities. A fund is defined as a separate fiscal and accounting entity with a self-balancing set of accounts.

Governmental Funds. Governmental funds are used to account for all or most of the Parish Council's *general government activities, including the collection and disbursement of specific or legally restricted monies, the acquisition of construction or fixed assets, and the servicing of debt.* These funds use a modified accrual basis of accounting.

Governmental funds include the following:

The *general fund* is the general operating fund of the Parish Council and accounts for all financial resources except those required to be accounted for in other funds.

The *special revenue funds* account for the proceeds of specific revenue sources that are legally restricted to expenditures for specified purposes. In addition, the General Fund of each component unit is reported as a special revenue fund.

The *debt service funds* account for transactions relating to resources retained and used for the payment of principal, interest and related cost on long-term debt.

The *capital project funds* account for financial resources received and used for the acquisition, construction or improvement of capital facilities not reported in the other governmental funds.

Proprietary Funds. *Proprietary funds* are used to account for activities similar to those found in the private sector, where the determination of net income is necessary or useful to sound financial administration. *Proprietary funds differ from governmental funds in that their focus is on income measurement, which, together with the maintenance of equity, is an important financial indicator.* Proprietary funds are accounted for on the flow of economic resources measurement focus and use the accrual basis of accounting. Under this method, revenues are recorded when earned and expenses are recorded at the time liabilities are incurred. These fund types apply all applicable pronouncements of the Financial Accounting Standards Board (GASB) issued on or before November 30, 1989 that are not in conflict with applicable GASB pronouncements. Proprietary funds include the following:

1. Enterprise funds account for operations (a) where the intent of the governing body is that the costs (expenses, including depreciation) of providing goods or services to the general public on a continuing basis be financed or recovered primarily through user charges; or (b) where the governing body has decided that periodic determination of revenues earned, expenses incurred, and/or net income is appropriate for capital maintenance, public policy, management control, accountability, or other purposes.

IBERVILLE PARISH COUNCIL
Plaquemine, Louisiana
Notes to the Financial Statements
December 31, 2010

NOTE 1 – SUMMARY OF SIGNIFICANT ACCOUNTING POLICIES (Continued)

B. Funds (Continued)

Fiduciary Funds. *Fiduciary funds* are used to account for assets held on behalf of outside parties, including other governments, or on behalf of other funds within the Parish Council. Fiduciary funds include the following:

1. Agency funds are used to account for assets that the Parish Council holds on behalf of others as their agent. Agency funds are custodial in nature (assets equal liabilities) and do not involve measurement of results of operations therefore these funds use an accrual basis of accounting. Iberville Parish reports one agency fund, the Sales Tax fund. Iberville Parish remits payments to other entities on behalf of the Sales Tax Agency.

C. Government-wide and fund financial statements

The government-wide financial statements (i.e., the statement of the net assets and the statement of changes in net assets) report information on all of the non-fiduciary activities of the Iberville Parish Council and its component units. For the most part, the effect of the inter-fund activity has been removed from these statements. *Governmental activities*, which normally are supported by taxes and intergovernmental revenues, are reported separately from *business-type activities*, which rely to a significant extent on fees and charges for support. Likewise, the *Iberville Parish Council* is reported separately from certain legally separate *component units* for which the Iberville Parish Council is financially accountable.

The statement of activities demonstrates the degree to which the direct expenses of a given function or segments are offset by program revenues. *Direct expenses* are those that are clearly identifiable with a specific function or segment. *Program revenues* include 1) charges to customers or applicants who purchase, use, or directly benefit from goods, services, or privileges provided by a given function or segment and 2) grants and contributions that are restricted to meeting the operational or capital requirements of a particular function or segment. Taxes and other items not properly included among program revenues are reported instead as *general revenues*.

Separate financial statements are provided for governmental funds, proprietary funds, and fiduciary funds, even though the latter are excluded from the government-wide financial statements. Major individual governmental funds and major individual enterprise funds are reported as separate columns in the fund financial statements.

D. Measurement Focus, Basis of Accounting, and Financial Statement Presentation

The government-wide financial statements are reported using the economic resources measurement focus and the accrual basis of accounting, as are the proprietary fund and fiduciary fund financial statements. Revenues are recorded when earned and expenses are recorded when a liability is incurred, regardless of the timing of related cash flows. Property taxes are recognized as revenues in the year for which they are levied. Grants and similar

IBERVILLE PARISH COUNCIL
Plaquemine, Louisiana
Notes to the Financial Statements
December 31, 2010

NOTE 1 – SUMMARY OF SIGNIFICANT ACCOUNTING POLICIES (Continued)

**C. Measurement Focus, Basis of Accounting, and Financial Statement Presentation
(Continued)**

items are recognized as revenue as soon as eligibility requirements imposed by the provider have been met.

Governmental fund financial statements are reported using the current financial resources measurement focus and the modified accrual basis of accounting. Revenues are recognized as soon as they are both measurable and available. Revenues are considered to be available when they are collectible within the current period or soon enough thereafter to pay liabilities of the current period. For this purpose, the government considers revenues to be available if they are collected within 60 days of the end of the current fiscal period. Expenditures generally are recorded when a liability is incurred, as under accrual accounting. However, debt service expenditures, as well as, expenditures related to compensated absences and claims and judgments, are recorded only when payment is due.

Property taxes, franchise taxes, licensed, and interest associated with the current fiscal period are all considered to be susceptible to accrual and so have been recognized as revenues of the current fiscal period. Only the portion of special assessments receivable due within the current fiscal period is considered to be susceptible to accrual as revenue of the current period. All other revenue items are considered to be measurable and available only when the government receives cash.

Iberville Parish reports the following major governmental funds:

The *General fund* is the parish's primary operating fund. It accounts for all financial resources of the general government, except those required to be accounted for in another fund.

The *Drainage Maintenance fund* is the parish's primary fund for maintenance of drainage facilities throughout the parish. This fund is supported by parish-wide property tax revenue.

The *Public Building Maintenance fund* accounts for operation and maintenance of all parish owned buildings through a 3 mill ad valorem tax.

The *Sales Tax Roads fund* is the parish's primary fund for maintenance and outlay of roads and bridges throughout the parish. This fund is supported by parish-wide sales tax revenue.

The *Solid Waste fund* is the parish's fund for garbage collection and disposal. This fund is supported by parish-wide sales tax revenue.

The *Head Start/Training & Technical Assistance fund* accounts for federal funds received for early childhood development.

The *Sales Tax Bond Debt Service Fund* accounts for principal and interest disbursements related to the 2007 and 2009 Sales Tax Revenue Bonds issued for road construction.

IBERVILLE PARISH COUNCIL
Plaquemine, Louisiana
Notes to the Financial Statements
December 31, 2010

NOTE 1 – SUMMARY OF SIGNIFICANT ACCOUNTING POLICIES (Continued)

D. Measurement Focus, Basis of Accounting, and Financial Statement Presentation (Continued)

The *Capital Improvement Fund* is the parish's primary fund for funding capital improvement projects. This fund is supported by parish-wide sales tax revenue.

The *Highway 1148 Extension Fund* accounts for all capital expenditures related to the construction of the highway 1148 extension or Enterprise Blvd.

The government reports the following major proprietary fund:

The *Utility Department fund* accounts for the sale of natural gas to customers within the Parish of Iberville.

Private-sector standards of accounting and financial reporting issued prior to December 1, 1989, generally are followed in both the government-wide and proprietary fund financial statements to the extent that those standards do not conflict with or contradict guidance of the Governmental Accounting Standards Board. Governments also have the option of following subsequent private-sector guidance for their business-type activities and enterprise funds, subject to the same limitation. The government has elected not to follow subsequent private-sector guidance.

As a general rule the effect of inter-fund activity has been eliminated from the government-wide financial statements. Exceptions to this general rule are payments-in-lieu of taxes and other charges between the government's utility department and various other functions of the government. Elimination of these charges would distort the direct costs and program revenues reported for the various functions concerned.

Amounts reported as *program revenues* include 1) charges to customers or applicants for goods, services, or privileges provided, 2) operating grants and contributions, and 3) capital grants and contributions, including special assessments. Internally dedicated resources are reported as *general revenues* rather than as program revenues. Likewise, general revenues include all taxes.

Proprietary funds distinguish *operating* revenues and expenses from *non-operating* items. Operating revenues and expenses generally result from providing services and producing and delivering goods in connection with a proprietary fund's principal ongoing operations. The principal operating revenues of the utility department enterprise fund are charges to customers for sales and services. Operating expenses for enterprise funds include the cost of sales and services, administrative expenses, and depreciation on capital assets. All revenues and expenses not meeting this definition are reported as non-operating revenues and expenses.

When both restricted and unrestricted resources are available for use, it is Iberville's policy to use restricted resources first, then unrestricted resources as they are needed.

IBERVILLE PARISH COUNCIL
Plaquemine, Louisiana
Notes to the Financial Statements
December 31, 2010

NOTE 1 – SUMMARY OF SIGNIFICANT ACCOUNTING POLICIES (Continued)

**C. Measurement Focus, Basis of Accounting, and Financial Statement Presentation
(Continued)**

Basis of Accounting

The accounting and financial reporting treatment applied to a fund is determined by its measurement focus. Governmental fund types use the flow of current financial resources measurement focus and modified accrual basis of accounting. Under the modified accrual basis of accounting, revenues are recognized when measurable and available. “Measurable” meaning the amount of the transaction can be determined and “available” meaning collectible within the current period or soon enough thereafter to pay liabilities of the current period. The Iberville Parish Council considers all revenue available if collected within 60 days after year-end. Expenditures are recorded when the related fund liability is incurred, except for un-matured interest on general long-term debt which is recognized when due, and certain compensated absences and claims and judgments which are recognized when obligations are expected to be liquidated with expendable available financial resources. Compensated absences are reported in governmental funds only if they have matured. All governmental funds are accounted for using a current financial resources measurement focus. With this measurement focus, only current assets and current liabilities are generally included on the balance sheet. Operating statements of these funds present increases and decreases in net current assets. The modified accrual funds use the following practices in recording revenues and expenditures:

Revenues. Ad valorem taxes and the related state revenue sharing (which is based on population and homesteads in the parish) are recorded in the year the taxes are assessed. Ad valorem taxes are due on a calendar year basis, levied on November 15 of each year, and become delinquent on December 31. The taxes are generally collected in December of the current year and January and February of the ensuing year.

Federal and state grants are recorded when the parish is entitled to the funds.

Interest income on time deposits are recorded when the time deposits have matured and the income is available.

Substantially all other revenues are recorded when received.

Expenditures. Expenditures are generally recognized under the modified accrual basis of accounting when the related fund liability is incurred, except for principal and interest on general long-term debt are recognized when due and compensated absences which are recognized when paid. Encumbrances are not recorded in the accounting records since no material amounts exist at year-end.

Other Financing Sources (Uses). Transfers between funds, which are not expected to be repaid (and any other financing source/use) are accounted for as other financing sources (uses). Transfers are recorded when received or paid.

IBERVILLE PARISH COUNCIL
Plaquemine, Louisiana
Notes to the Financial Statements
December 31, 2010

NOTE 1 – SUMMARY OF SIGNIFICANT ACCOUNTING POLICIES (Continued)

D. Measurement Focus, Basis of Accounting, and Financial Statement Presentation (Continued)

All proprietary funds are accounted for on a flow of economic resources measurement focus and a determination of net income and capital maintenance. With this measurement focus, all assets and all liabilities associated with the operation of these funds are included on the balance sheet. The proprietary funds use the accrual basis of accounting. Revenues are recognized when earned and expenses are recognized at the time liabilities are incurred.

E. Assets, Liabilities, and Net Assets or Equity

Basis of Presentation

The accompanying financial statements of the Iberville Parish Council have been prepared in conformity with generally accepted accounting principles (GAAP) as applied to governmental units. The Governmental Accounting Standards Board (GASB) is the accepted standard-setting body for establishing governmental accounting and financial reporting principles.

Deposits and Investments. Iberville Parish cash management pool has the general characteristic of a demand deposit account in that the governmental enterprise may deposit additional cash at any time and withdraw cash at any time without prior notice or penalty. Cash includes amounts in demand deposits, interest-bearing demand deposits, treasury bills and money market accounts. All Parish Council deposits are short-term and considered cash equivalents. Under state law, the Parish Council may deposit funds in demand deposits, interest-bearing demand deposits, money market accounts, or time deposits with state banks organized under Louisiana law and national banks having principal offices in Louisiana.

Investments for Iberville Parish, as well as for its component units, are reported at fair value. The Louisiana Asset Management Pool (LAMP) operates in accordance with appropriate state laws and regulations. The reported value of the pool is the same as the fair value of the pool shares.

Receivables and Payables. Activity between funds that are representative of lending/borrowing arrangements outstanding at the end of the fiscal year are referred to as either “due to/due from” (i.e., the current portion of inter-fund loans) or “advances to/from other funds” (i.e., the non-current portion of inter-fund loans). All other outstanding balances between funds are reported as “due to/from other funds.” Any residual balances outstanding between the governmental activities and business type activities are reported in the government-wide financial statements as “internal balances.”

Advances between funds, as reported in the fund financial statements, are offset by a fund balance reserve account in applicable governmental funds to indicate that they are not available for appropriation and are not expendable available financial resources.

IBERVILLE PARISH COUNCIL
Plaquemine, Louisiana
Notes to the Financial Statements
December 31, 2010

NOTE 1 – SUMMARY OF SIGNIFICANT ACCOUNTING POLICIES (Continued)

E. Assets, Liabilities, and Net Assets or Equity (Continued)

Restricted Assets. Certain proceeds of enterprise fund revenue bonds, as well as certain resources set aside for their repayment, are classified as restricted assets on the balance sheet because their use is limited by applicable bond covenants.

Capital Assets. Capital assets, which include property, plant and equipment, are reported in the applicable governmental or business-type activities columns in the government-wide financial statements. Capital assets are defined by the government as assets with an initial, individual cost of more than \$1,000 (amount not rounded) and estimated useful lives in excess of 1 year. Such assets are recorded at historical cost or estimated historical cost if purchased or constructed. Donated capital assets are recorded at estimated fair value at the date of donation.

The costs of normal maintenance and repairs that do not add to the value of the asset or materially extend assets lives are not capitalized.

Major outlays for capital assets and improvements are capitalized as projects are constructed. Interest incurred during the construction phase of capital assets of business-type activities is included as part of the capitalized value of the assets constructed.

Property, Plant and Equipment for the primary government, as well as the component units and enterprise funds are depreciated using the straight line method using the following useful lives:

<u>Asset Class</u>	<u>Governmental Funds</u>	<u>Enterprise Funds</u>
Buildings	40 Years	25-50 Years
Water/Gas/Sewerage Systems	N/A	05-50 Years
Furniture and Fixtures	5 Years	03-15 Years
Vehicles	5 Years	04-08 Years
Roadways and infrastructure	25 Years	N/A

Compensated Absences. Substantially all employees of the Parish Council earn from 10 to 20 days of vacation leave each year depending on their length of service. Vacation leave of up to 30 days may be accumulated. Upon resignation or retirement, employees are paid for accumulated vacation leave not to exceed 30 days. Substantially all employees of the Parish Council earn 10 days of sick leave each year. Sick leave can be accumulated without limitation. Upon retirement, unused sick leave of up to 45 days is paid to the employee at the employee's current rate of pay. Sick leave in excess of 45 days is forfeited. All vacation pay is accrued when incurred in the government-wide, proprietary, and fiduciary fund financial statements. Most component units have adopted policies similar to the Parish Council or have no regular employees and no formal policies for vacation and sick leave.

IBERVILLE PARISH COUNCIL
Plaquemine, Louisiana
Notes to the Financial Statements
December 31, 2010

NOTE 1 – SUMMARY OF SIGNIFICANT ACCOUNTING POLICIES (Continued)

E. Assets, Liabilities, and Net Assets or Equity (Continued)

The cost of current leave privileges, computed in accordance with GASB Codification Section C60, is recognized as current-year expenditure in the governmental funds when leave is actually taken. The cost of leave privileges not requiring current resources is recorded as a long term liability. Leave privileges associated with employees of the proprietary funds are recorded as a fund liability and operating expenses on Statements A and F. Compensated Absences are reported in governmental funds only if matured.

Long Term Obligations. In the government-wide financial statements, and proprietary fund types in the fund financial statements, long-term debt and other long-term obligations are reported as liabilities in the applicable governmental activities, business-type activities, or proprietary fund statement of net assets. Bond premiums and discounts, as well as, issue costs, are deferred and amortized over the life of the bonds using the effective interest method. Bonds payable are reported net of applicable bond premium or discount. Bond issuance costs are reported as deferred charges and amortized over the term of the related debt.

In the fund financial statements, the governmental fund recognizes bond premiums and discounts, as well as bond issuance costs, during the current period. The face amount of debt issued is reported as other financing sources. Premiums received on debt issuances are reported as other financing sources while discounts on debt issuances are reported as other financing uses. Issuance costs, whether or not withheld from the actual debt proceeds received, are reported as debt service expenditures.

Fund Equity

Capital Contributions

Capital contributions are recorded in proprietary funds that have received capital grants or contributions from developers, customers, or other funds when such resources are restricted for the acquisition or construction of capital assets.

Reserves

Reserves represent those portions of fund equity not available for expenditure or legally segregated for a specific future use.

Designated Fund Balance

Designated fund balances represent tentative plans for future use of financial resources.

F. Other Information

Inter-fund Transactions

Inter-fund services are accounted for as revenues, expenditures, or expenses. Transactions that

IBERVILLE PARISH COUNCIL
Plaquemine, Louisiana
Notes to the Financial Statements
December 31, 2010

NOTE 1 – SUMMARY OF SIGNIFICANT ACCOUNTING POLICIES (Continued)

F. Other Information (Continued)

constitute reimbursements to a fund for expenditures/expenses initially made from it that are properly applicable to another fund are recorded as expenditures/expenses in the reimbursing fund and as reductions of expenditures/expenses in the fund that is reimbursed.

Sales Taxes

The Agency-Sales and Use Tax Fund accounts for the collection and distribution of sales and use taxes for the Parish Council, Iberville Parish School Board, and various municipalities within the parish. The agency fund is custodial in nature (assets equal liabilities) and does not involve measurement of results of operations.

The cost of collection is transferred to the General Fund of the Parish Council, and the remaining tax collections are remitted as follows:

Iberville Parish Council

For Solid Waste Collection & Disposal	100%	of 1/3%
---------------------------------------	------	---------

Iberville Parish School Board

	100%	of 2%
--	------	-------

Parish and Municipalities:

Iberville Parish Council	52.4541%	of 1 %
City of Plaquemine	23.6507 %	of 1 %
Town of White Castle	6.5153%	of 1 %
Town of Maringouin	4.2253%	of 1 %
Village of Grosse Tete	2.2432 %	of 1 %
Village of Rosedale	2.5211%	of 1%
Iberville Parish Council	62.0439%	of 2/3%
City of Plaquemine	23.1441 %	of 2/3 %
Town of White Castle	6.7699 %	of 2/3 %
Town of Maringouin	3.7006%	of 2/3%
Village of Grosse Tete	1.7424%	of 2/3%
Village of Rosedale	2.5991%	of 2/3%
City of St. Gabriel	100%	of 1 %
Iberville Parish Council	52.4541%	of 1 %
Village of Grosse Tete	2.2432%	of 1 %
Town of Maringouin	4.2253%	of 1 %
City of Plaquemine	23.6507%	of 1 %
Village of Rosedale	2.5211%	of 1 %
Town of White Castle	6.5153%	of 1 %
City of St. Gabriel	8.3903%	of 1 %

IBERVILLE PARISH COUNCIL
Plaquemine, Louisiana
Notes to the Financial Statements
December 31, 2010

NOTE 1 – SUMMARY OF SIGNIFICANT ACCOUNTING POLICIES (Continued)

F. Other Information (Continued)

Industrial Development Bonds. Iberville Parish has several industrial development district bond issues outstanding at December 31, 2010, with outstanding balances of \$11,710,000.

Principal and interest for the retirement of these bonds are payable solely from the revenues derived from the districts and do not bear the full faith and credit of the parish. Therefore, the accompanying financial statements do not include long-term obligations of the industrial development districts.

Risk Management. Iberville Parish is exposed to various risks of loss related to torts; theft of, damage to and destruction of assets; errors and omissions; and natural disasters for which Iberville Parish carries commercial insurance. Iberville Parish has established a limited risk management program for workers' compensation. Premiums are paid into the general fund by all other funds that provide salaries and fringe benefits and are available to pay claims, claim reserves and administrative costs of the program. These inter-fund premiums are used to reduce the amount of claims expenditure reported general fund. As of December 31, 2010, such inter-fund premiums did not exceed reimbursable expenditures. Insurance settlements have not exceeded insurance coverage for each of the last three years.

NOTE 2 – RECONCILIATION OF GOVERNMENT-WIDE AND FUND FINANCIAL STATEMENTS

A. Explanation of certain differences between the governmental fund balance sheet and the government-wide statements of net assets

The governmental fund balance sheet includes reconciliation between *fund-balance – total governmental funds* and *net assets- governmental activities* as reported in the government-wide statement of net assets. One element of that reconciliation explains that “long-term liabilities, including bonds payable, are not due and payable in the current year and therefore are not reported in the funds.” The details of this difference are as follows:

As reported on Statement C, the total fund balance of the governmental funds reconciles to Statement A, Governmental Activities as follows:

Statement C Total Fund Balances	\$17,584,939
Measurement Focus adjustments:	
Capital assets	94,150,942
Long-term liabilities	(20,558,596)
Other post-employment benefits	(298,776)
Compensated absences	<u>(1,025,075)</u>
Statement A, Net assets of governmental activities	<u>\$ 89,853,434</u>

IBERVILLE PARISH COUNCIL
Plaquemine, Louisiana
Notes to the Financial Statements
December 31, 2010

NOTE 2 – RECONCILIATION OF GOVERNMENT-WIDE AND FUND

FINANCIAL STATEMENTS (Continued)

B. Explanation of certain differences between the governmental fund statement of revenues, expenditures, and changes in fund balances and the government-wide statement of activities

The governmental fund statement of revenues, expenditures, and changes in fund balances includes reconciliation between *net changes in fund balances – total governmental funds* and *changes in net assets of governmental activities* as reported in the government-wide statement of activities. Due to the relatively small size of our government, Statement E is a detailed reconciliation.

NOTE 3 - STEWARDSHIP, COMPLIANCE AND ACCOUNTABILITY

A. Budgetary Information

The Parish Council uses the following budgetary practices:

1. With two exceptions, the budgets are prepared on a modified accrual basis of accounting using a current financial resources measurement focus. Revenues are recognized to the extent that they are measurable and available. Available means that the revenues will be collected within 60 days of the end of the calendar year. Expenditures are recognized when measurable, generally when the liability is incurred, and will be liquidated with current resources.
2. The budgets were prepared using the following assumptions:
 - a. Sales taxes will continue substantially due to ongoing plant expansion. The sales tax distribution procedures will remain the same as in prior years.
 - b. Inventories will not be considered material at year-end.
 - c. The Council will:
 1. Provide matching funds for projects funded through various federal and state grants; Fund the loss reserves in the self-insurance program
 2. Account for federal grants in special revenue funds or capital improvement funds.
3. The 2010 proposed budget was presented to the Parish Council for consideration on October 19, 2009. The Parish Council authorized a public hearing as required by Louisiana Revised Statute 39:1306.

IBERVILLE PARISH COUNCIL
Plaquemine, Louisiana
Notes to the Financial Statements
December 31, 2010

NOTE 3 - STEWARDSHIP, COMPLIANCE AND ACCOUNTABILITY (Continued)

A. Budgetary Information (Continued)

4. A notice of the availability of the 2010 budget for public inspection was published in the parish's official journal. At the same time a summary of the proposed budget was published with a notice of the public hearing to be held on the budget on November 17, 2009. The Parish Council adopted the budget on November 17, 2009.

5. Appropriations, which are not approved by the Parish Council for carryover to the next fiscal year, lapse December 31. During the budget year, the Treasurer (or his designate) is authorized to make changes within a functional category provided the total budgeted for that category is not exceeded.

The two exceptions are:

1. Head Start federal grant revenues are recognized on a budget basis
2. Budget Revenue and Expenditures include other sources and uses in the General Fund and Special Revenue Funds.

Annual budgets are adopted on a basis consistent with generally accepted accounting principles for all governmental funds except Head Start and Training & Technical Assistance Fund, and all capital project funds. The Head Start and Training & Technical Assistance Fund adopt a 90-day encumbrance liquidation budget that approximates GAAP. All Capital Project Funds adopt project-length budgets. All unencumbered annual budget amounts lapse at fiscal year end. On or before the last Tuesday in August of each year, all agencies of the government submit requests for appropriations to the Finance Department so that a budget may be prepared. We do not legally adopt a budget for the Drug Court Special Revenue Fund.

Before November 1, the Executive Department submits the proposed budget to the Parish Council for review. The council holds public hearings and a final budget must be prepared and adopted no later than December 31.

The appropriated budget is prepared by fund, function, and department. The president may transfer part or all of any unencumbered appropriations within programs (funds), except that no transfer shall be made to or from the salary accounts unless approved by the Council by ordinance. Transfers of appropriations between programs require the approval of the governing council. The legal levels of budgetary control are the "salaries and benefits" and "other program expenditures" program levels.

The governing council amended the 2010 budget on November 17, 2009 to both increase and decrease several line items. The most notable increases were the following:

IBERVILLE PARISH COUNCIL
Plaquemine, Louisiana
Notes to the Financial Statements
December 31, 2010

NOTE 3 – STEWARDSHIP, COMPLIANCE AND ACCOUNTABILITY (Continued)

A. Budgetary Information (Continued)

- General Fund, Sales Tax Roads, Solid Waste, Capital Improvement general sales and use tax were increased by a total of \$4,212,640 due to plant expansion.
- The Transfer in to the Drainage Maintenance Fund from the Capital Improvement Fund was amended from \$0 to \$1,000,000 to cover an estimated net deficit in Fund Balance.
- Fire District No. 2 Loan Proceeds were decreased by \$300,000 because projected capital expenditures did not materialize during the year.
- CSBG fund was increased by \$202,175 to account for an additional federal grant provided from the American Recovery and Reinvestment Act.

Iberville Parish does not consider adjustments under \$50,000 material.

Encumbrance accounting is employed in governmental funds. Except for Head Start, encumbrances (e.g., purchase orders, contracts) outstanding at year-end are reported as reservations of fund balances and do not constitute expenditures or liabilities because the commitments will be re-appropriated and honored during the subsequent year. The federal program guidelines for Head Start include expenditures in the first ninety days of the succeeding fiscal year for amounts encumbered at year-end as program expenditures for the prior year.

B. Other Information

Ad Valorem Taxes

The parish levies ad valorem taxes on real property as on November 15 of each year to finance the budget for the following year. The tax is due and becomes an enforceable lien on the property on the first day of the month following the filing of the tax rolls by the assessor with the Louisiana Tax Commission (December 1). The tax is delinquent 30 days after its due date.

Parish-wide taxes

	<i>Authorized</i>	<i>Levied</i>
Parish Tax (Outside Municipalities)	2.49	2.18
Parish Tax (Inside Municipalities)	1.24	1.09
Library	4.00	4.00
Drainage Capital Improvements	5.00	5.00
Recreation	3.00	2.67
Public Building Maintenance	3.00	3.00

IBERVILLE PARISH COUNCIL
Plaquemine, Louisiana
Notes to the Financial Statements
December 31, 2010

NOTE 3 – STEWARDSHIP, COMPLIANCE AND ACCOUNTABILITY (Continued)

B. Other Information (Continued)

District Taxes:

Fire District No. 1	3.95	3.24
Fire District No. 2	6.78	6.05
Waterworks District No. 4	11.07	9.93

Under provisions of Article VII of the Louisiana Constitution of 1974, all property within a parish is to be reassessed for ad valorem tax purposes every four (4) years. In 2008, this reassessment process occurred and in some instances there were changes in valuation from those values established in 1985, and consequently there was a "roll back" in ad valorem millage. During a regular meeting in September 21, 2010, the parish council chose to roll a portion of the taxes forward to the maximum allowed by law.

In 1991, the addition of the parish assessor's millage resulted in a "roll back" of the ad valorem taxes to merge this millage into the current assessments.

The Iberville Parish Council Rolled Ad Valorem Taxes forward the maximum allowed by law for Library, Drainage Capital Improvement and Public Building Maintenance Tax during 2010.

NOTE 4 – DETAILED NOTES ON ALL FUNDS

A. Deposits and Cash Equivalent

At year-end, the Iberville Parish Council's (including Agency Funds) carrying amount of deposits was \$18,971,668 and the bank balance was \$18,337,267. Of the bank balance, \$18,337,267 was covered by federal depository insurance and by collateral pledged to the parish, held by the bank. Council's agent in the Parish Council's name (GASB Category 1). At year-end the total parish-wide collateral pledged was \$18,651,894.

The carrying amount of deposits for Water District #2, a discretely presented component unit, was \$1,954,336 and the bank balance was \$1,956,743. Of the bank balance, \$250,000 was covered by federal depository insurance, \$1,046,604 was deposited in the Louisiana Asset Management Pool and \$530,951 was collateralized by securities pledged and held by the bank in the district's name. The remaining \$129,188 was not collateralized according to LA RS 39:1225.

The carrying amount of deposits for Water District #3, a discretely presented component unit, was \$916,752 and the bank balance was \$981,062. Of the bank balance, \$250,000 was covered by federal depository insurance and the remaining \$731,062 collateralized by the entity's fiscal agent bank in Water District #3's name.

IBERVILLE PARISH COUNCIL
Plaquemine, Louisiana
Notes to the Financial Statements
December 31, 2010

NOTE 4 – DETAILED NOTES ON ALL FUNDS (Continued)

A. Deposits and Cash Equivalents (Continued)

The carrying amount of deposits for Water District #4, a discretely presented component unit, was \$232,677 and the bank balance was \$232,710. Of the bank balance, \$232,710 was covered by federal depository insurance.

The carrying amount of deposits for Iberville Parks and Recreation, a discretely presented component unit, was \$65,641 and the bank balance was \$45,670. Of the bank balance, \$45,670 was covered by federal depository insurance or collateral held by the entity's agent in Iberville Parks and Recreation's name.

The carrying amount of deposits for Iberville Parish Library, a discretely presented component unit, was \$1,097,745 and the bank balance was \$1,150,246. Of the bank balance, \$1,150,246 was covered by federal depository insurance or collateral held by the entity's agent in Iberville Parish Library's name.

Cash Equivalents (near cash investments) are categorized into these three categories of credit risk:

- (1) Insured or registered, or securities held by government or its agent in Iberville Parish's name.
- (2) Uninsured and unregistered, with securities held by the counter-party, or by its trust department or agent in Iberville Parish's name.
- (3) Uninsured and unregistered, with securities held by the counter-party, or by its trust department or agent but not in Iberville Parish's name.

These deposits are stated at cost, which approximates market. Under state law, these deposits (or the resulting bank balances) must be secured by federal deposit insurance or the pledge of securities owned by the fiscal agent bank. The fair value of the pledged securities plus the federal deposit insurance must at all times equal the amount on deposit with the fiscal agent bank. These securities are held in the name of the pledging bank in a custodial bank that is mutually acceptable to both parties.

Even though the pledged securities are considered collateralized (Category 1) under the provisions of GASB Statement 3, Louisiana Revised Statute 39:1229 imposes a statutory requirement on the custodial bank to advertise and sell the pledged securities within 10 days of being notified by the Parish Council that the fiscal agent has failed to pay deposited funds upon demand.

IBERVILLE PARISH COUNCIL
Plaquemine, Louisiana
Notes to the Financial Statements
December 31, 2010

NOTE 4 – DETAILED NOTES ON ALL FUNDS (Continued)

B. Receivables

Receivables as of the year end for the government's individual major and non-major funds and agency funds in the aggregate, including applicable allowances for uncollectible accounts, are as follows:

	General	Drainage Maint.	Public Building Maint.	Sales Tax Roads	Solid Waste	Tech. Training & Assistance/ Headstart
Receivables:						
Ad valorem tax	\$ 712,097	\$ 2,060,953	\$ 1,236,572	\$ -	\$ -	\$ -
Sales tax	889,961			388,621	412,422	
Other	191,675	59,046	-	-	-	-
Accounts	<u>450,366</u>	<u>6,375</u>	<u>9,575</u>	<u>96,056</u>	<u>876,167</u>	<u>5,544</u>
Gross	2,244,099	2,126,374	1,246,147	484,677	1,288,589	5,544
Less: Allowance for uncollectibles	<u>(44,354)</u>	<u>(129,507)</u>	<u>(77,685)</u>	<u>-</u>	<u>-</u>	<u>-</u>
Net total Receivables	<u>\$ 2,199,745</u>	<u>\$ 1,996,867</u>	<u>\$ 1,168,462</u>	<u>\$ 484,677</u>	<u>\$ 1,288,589</u>	<u>\$ 5,544</u>

	Sales Tax Bond Debt Service Fund	Capital Improvement Fund	Highway 1148 Extension Fund	Nonmajor and other Funds	Total Government al Funds
Receivables:					
Ad valorem tax	\$ -	\$ -	\$ -	\$ 160,013	\$ 4,169,635
Sales tax	142,117	259,081			\$ 2,092,202
Other				3,602	254,323
Accounts	<u>-</u>	<u>-</u>	<u>451,710</u>	<u>333,985</u>	<u>2,229,778</u>
Gross	142,117	259,081	451,710	497,600	8,745,938
Less: Allowance for uncollectibles	<u>-</u>	<u>-</u>	<u>-</u>	<u>(9,472)</u>	<u>(261,018)</u>
Net total Receivables	<u>\$ 142,117</u>	<u>\$ 259,081</u>	<u>\$ 451,710</u>	<u>\$ 488,128</u>	<u>\$ 8,484,920</u>

IBERVILLE PARISH COUNCIL
Plaquemine, Louisiana
Notes to the Financial Statements
December 31, 2010

NOTE 4 – DETAILED NOTES ON ALL FUNDS (Continued)

B. Receivables (Continued)

Receivables:	Iberville Utility	Iberville Sewer	Total Proprietary Funds
Ad valorem tax	\$ -	\$ -	\$ -
Sales tax			-
Other			-
Accounts	<u>568,376</u>	<u>27,586</u>	<u>595,962</u>
Gross	568,376	27,586	595,962
Less: Allowance for uncollectibles	<u>(7,868)</u>	<u>-</u>	<u>(7,868)</u>
Net total Receivables	<u>\$ 560,508</u>	<u>\$ 27,586</u>	<u>\$ 588,094</u>

C. Capital Assets

Capital asset activity for the year ended December 31, 2010 was as follows:

Primary Government – governmental activities:

	<u>Land</u>	<u>Buildings and Improvements</u>	<u>Infrastructure</u>	<u>Furniture and Equipment</u>	<u>Total</u>
Cost at December 31, 2009	\$ 1,895,825	\$ 30,950,462	\$ 75,561,839	\$ 22,946,015	\$131,354,141
Additions		5,717,918	1,009,339	3,450,313	10,177,570
Deletions	<u>-</u>	<u>-</u>	<u>-</u>	<u>(20,771)</u>	<u>(20,771)</u>
Cost at December 31, 2010	<u>\$ 1,895,825</u>	<u>\$ 36,668,380</u>	<u>\$ 76,571,178</u>	<u>\$ 26,375,557</u>	<u>\$ 141,510,940</u>
Depreciation:					
Accumulated Depreciation at December 31, 2009	\$ -	\$ 5,584,218	\$ 16,983,269	\$ 20,148,344	\$ 42,715,831
Additions		925,458	2,452,437	1,287,045	4,664,940
Deletions	<u>-</u>	<u>-</u>	<u>-</u>	<u>(20,771)</u>	<u>(20,771)</u>
Accumulated Depreciation at December 31, 2010	<u>\$ -</u>	<u>\$ 6,509,676</u>	<u>\$ 19,435,706</u>	<u>\$ 21,414,618</u>	<u>\$ 47,360,000</u>
Capital Assets net of Accumulated Depreciation at December 31, 2010	<u>\$ 1,895,825</u>	<u>\$ 30,158,704</u>	<u>\$ 57,135,472</u>	<u>\$ 4,960,939</u>	<u>\$ 94,150,940</u>

IBERVILLE PARISH COUNCIL
Plaquemine, Louisiana
Notes to the Financial Statements
December 31, 2010

NOTE 4 DETAILED NOTES ON ALL FUNDS (Continued)

C. Capital Assets (Continued)

Depreciation expense was charged to functions of the primary government as follows:

	<u>Buildings</u>	<u>Equipment</u>	<u>Infrastructure</u>	<u>Total</u>
Governmental Activities:				
General Government	\$ 760,044	\$ 166,663		\$ 926,707
Public Safety	3,607	649,809		653,416
Public Works	77,465	350,776	2,452,437	2,880,678
Health and Welfare	23,979	106,481		130,460
Economic Development		3,462		3,462
Culture and Recreation	60,363	9,854	-	70,217
Total Depreciation Expense	<u>\$ 925,458</u>	<u>\$ 1,287,045</u>	<u>\$ 2,452,437</u>	<u>\$ 4,664,940</u>

Primary Government - Business Type Activities:

Activity for the Iberville Utility Department and Sewer Department for the year ended December 31, 2010, was as follows:

	<u>Building and</u>			
	<u>Land</u>	<u>Improvements</u>	<u>Equipment</u>	<u>Total</u>
Cost at December 31, 2009	\$ 324	\$ 6,419,625	\$ 1,269,620	\$ 7,689,569
Additions		351,305	46,702	398,007
Deletions	-	-	-	-
Cost at December 31, 2010	<u>\$ 324</u>	<u>\$ 6,770,930</u>	<u>\$ 1,316,322</u>	<u>\$ 8,087,576</u>

Depreciation:

Accumulated Depreciation at December 31, 2009	\$ -	\$ 3,036,711	\$ 989,542	\$ 4,026,253
Additions		146,857	60,826	207,683
Deletions	-	-	-	-
Accumulated Depreciation at December 31, 2010	<u>\$ -</u>	<u>\$ 3,183,568</u>	<u>\$ 1,050,368</u>	<u>\$ 4,233,936</u>

Capital Assets net of Accumulated Depreciation at December 31, 2010	<u>\$ 324</u>	<u>\$ 3,587,362</u>	<u>\$ 265,954</u>	<u>\$ 3,853,640</u>
---	---------------	---------------------	-------------------	---------------------

IBERVILLE PARISH COUNCIL
Plaquemine, Louisiana
Notes to the Financial Statements
December 31, 2010

NOTE 4 DETAILED NOTES ON ALL FUNDS (Continued)

A. Capital Assets (Continued)

Amounts above are presented on the Proprietary Funds Statement of Net Assets and Changes in Net Assets (Statements A and B respectively).

Component Unit - Business Type Activities

Activity for Iberville Water District #2, Iberville Water District #3 and Iberville Water District 4 for the year ended December 31, 2010, was as follows:

	Land	Building and Improvements	Construction in Progress	Equipment	Total
Cost at December 31, 2009	\$ 193,187	\$ 16,391,424	\$ -	\$ 52,872	\$16,637,483
Additions	-	235,610	2,905,547	-	3,141,157
Deletions	-	(400,890)	-	-	(400,890)
Cost at December 31, 2010	<u>\$ 193,187</u>	<u>\$ 16,226,144</u>	<u>\$ 2,905,547</u>	<u>\$ 52,872</u>	<u>\$19,377,750</u>

Depreciation:

Accumulated Depreciation at December 31, 2009	\$ -	\$ 7,391,113	-	\$ 50,308	\$ 7,441,421
Additions	-	495,840	-	465	496,305
Deletions	-	(347,961)	-	-	(347,961)
Accumulated Depreciation at December 31, 2010	<u>\$ -</u>	<u>\$ 7,538,992</u>	<u>\$ -</u>	<u>\$ 50,773</u>	<u>\$ 7,589,765</u>

Capital Assets net of

Accumulated Depreciation

at December 31, 2010	<u>\$ 193,187</u>	<u>\$ 8,687,152</u>	<u>\$ 2,905,547</u>	<u>\$ 2,099</u>	<u>\$11,787,985</u>
----------------------	-------------------	---------------------	---------------------	-----------------	---------------------

Component Unit Governmental Activities

Activity for the Iberville Parks and Recreation and the Iberville Library for the year ended December 31, 2010 are as follows:

IBERVILLE PARISH COUNCIL
Plaquemine, Louisiana
Notes to the Financial Statements
December 31, 2010

NOTE 4 DETAILED NOTES ON ALL FUNDS (Continued)

C. Capital Assets (Continued)

	Land	Building and Improvements	Furniture and Equipment	Books and Periodicals	Recreational Facilities	Total
Cost at December 31, 2009	\$435,740	\$ 1,856,593	\$2,859,145	\$1,490,023	\$2,907,283	\$9,548,784
Additions			44,238	132,268	22,193	198,699
Deletions	-	-	(47,308)	-	(4,000)	(51,308)
Cost at December 31, 2010	<u>435,740</u>	<u>1,856,593</u>	<u>2,856,075</u>	<u>1,622,291</u>	<u>2,925,476</u>	<u>9,696,175</u>
Depreciation						
Accumulated Depreciation at December 31, 2009	\$ -	\$ 1,384,702	\$2,712,103	\$1,225,942	\$2,439,467	\$7,762,214
Additions		46,415	58,088	154,249	54,011	312,763
Deletions	-	-	(47,308)	-	(4,000)	(51,308)
Accumulated Depreciation at December 31, 2010	<u>-</u>	<u>1,431,117</u>	<u>2,722,883</u>	<u>1,380,191</u>	<u>2,489,478</u>	<u>8,023,669</u>
Capital Assets net of Accumulated Depreciation at December 31, 2010	<u>435,740</u>	<u>425,476</u>	<u>133,192</u>	<u>242,100</u>	<u>435,998</u>	<u>1,672,506</u>

Amounts above are presented on the Statement of Net Assets and Statement of Activities.
(Statements A and B respectively)

D. Inter-fund transfers

Inter-fund Transfers:

Transfers Out:	Transfers In				Total
	Drainage	Tech. Training & Assistance/Headstart	Capital Improvement	Non-major Governmental	
General Fund		200,000		1,677,235	1,877,235
Sales Tax Roads				317,500	317,500
Capital Improvement	1,000,000			1,590,235	2,590,235
Non-major Governmental	-	-	216,250	68,529	284,779
Total Transfers In	<u>1,000,000</u>	<u>200,000</u>	<u>216,250</u>	<u>3,653,499</u>	<u>5,069,749</u>
Total Transfers In				<u>5,069,749</u>	

IBERVILLE PARISH COUNCIL
Plaquemine, Louisiana
Notes to the Financial Statements
December 31, 2010

NOTE 4 DETAILED NOTES ON ALL FUNDS (Continued)

D. Inter-fund transfers (Continued)

The principal purpose of the above inter-fund transfers from the General Fund is to account for unrestricted funds transferred to several non-major funds to supplement revenues for ongoing operations.

The principal purpose of the Sales Tax Roads transfers to the road construction account was to supplement a budgeted road improvement project in the capital improvement fund for roads. The transfer to the Non-major funds is to satisfy an obligation to the road debt service fund to extinguish debt for the 2005 certificates of indebtedness for road maintenance.

The principal purpose of the Capital Improvement Fund transfers to the non-major capital improvement funds was to supplement several smaller capital outlay projects.

E. Leases

During 2010 the Parish Council did not enter into any additional capital lease purchase agreements with fiscal funding clauses. Iberville Parish treats capital leases as alternative means of financing. Title to the equipment purchased under the lease agreement transfers to Iberville Parish when the lease is paid. The lease agreements offer full amortization schedule with principal and interest payments with no residual payment at the end of the lease. Iberville Parish does not record the present value of minimum lease payments because these types of leases are equivalent to conventional loans. It is not necessary to record imputed interest as a deduction from the present value of minimum lease payments because these leases are treated as loans. Iberville Parish has two separate leases outstanding for purchase of Equipment. The Gross amount of equipment purchased with these four lease agreements is \$400,000. All of these equipment purchases have been classified under the furniture and equipment asset class.

Long-Term Capital Lease Payable Governmental Funds:

\$250,000 April 1, 2005 Iberville Parish Fire District #1 capital lease payable \$7,811 at an interest rate of 4.54% per annum. Retirements are made from the Fire District #1 Special Revenue Fund.	\$ 126,513
\$150,000 April 1, 2005 Fire District #2 capital lease payable due in quarterly installments through April 1, 2015 in installment amounts of \$4,686 at an interest rate of 4.54% per annum. Retirements are made from the Fire District #2 Special Revenue Fund.	<u>\$72,083</u>
Total Long Term Capital Lease Payable Governmental Funds	<u>\$198,596</u>

IBERVILLE PARISH COUNCIL
Plaquemine, Louisiana
Notes to the Financial Statements
December 31, 2010

NOTE 4 – DETAILED NOTES ON ALL FUNDS (Continued)

E. Leases (Continued)

Operating Lease

The Parish Council has an operating lease with IESI, Inc. to perform the work required to collect and dispose of all residential solid waste and boom truck service in all of Iberville Parish for the (Consumer Price Indexed) cost of \$226,099 per month for a 4 year period beginning January 1, 2008, ending December 31, 2011. The cost for the calendar year 2010 was \$17.16 per household for residential solid waste and \$3.60 per household for residential boom truck service with a total of 10,853 households. The minimal annual requirements under the non-cancelable lease are \$2,703,699. We were assessed a Consumer Price Index increase of 2.3% for 2010.

F. Changes in General Long-Term Obligations

The following is a summary of long-term obligation transactions for the year ended December 31, 2010:

Governmental Fund Long-term debt outstanding at December 31, 2010, as shown in the general long-term obligations, is comprised of the following individual balances:

Long term notes/Bonds payable – Primary and Component Unit Governmental Funds:

Primary Government

	<i>Beginning Balance</i>	<i>Additions</i>	<i>Deletions</i>	<i>Due in More Than One Year</i>	<i>Due Within One Year</i>	<i>Total</i>
Governmental activities:						
Primary Government						
Notes payable	\$ 950,000	\$ -	\$ (350,000)	\$ 300,000	\$ 300,000	\$ 600,000
Capital Lease Payable	303,627	-	(105,031)	156,922	41,674	198,596
Revenue Bonds Payable	20,565,000	-	(805,000)	18,855,000	905,000	19,760,000
Compensated absences	1,216,489	-	(191,414)	-	1,025,075	1,025,075
Total Primary Government	<u>23,035,116</u>	<u>-</u>	<u>(1,451,445)</u>	<u>19,311,922</u>	<u>2,271,749</u>	<u>21,583,671</u>
Component Units						
Notes payable	50,000	-	(10,000)	30,000	10,000	40,000
Capital Lease Payable	15,773	-	(11,558)	-	4,215	4,215
Compensated absences	201,749	29,820	-	-	231,569	231,569
Total Component Units	<u>267,522</u>	<u>29,820</u>	<u>(21,558)</u>	<u>30,000</u>	<u>245,784</u>	<u>275,784</u>
Total governmental activity						
Long-term liabilities	<u>\$ 23,302,638</u>	<u>\$ 29,820</u>	<u>\$ (1,473,003)</u>	<u>\$ 19,341,922</u>	<u>\$ 2,517,533</u>	<u>\$ 21,859,455</u>

IBERVILLE PARISH COUNCIL
Plaquemine, Louisiana
Notes to the Financial Statements
December 31, 2010

NOTE 4 – DETAILED NOTES ON ALL FUNDS (Continued)

F. Changes in General Long-Term Obligations (Continued)

\$1,800,000 June 28, 2005, Sales Tax Roads notes due in semiannual installments of interest in May 1 and November 1 of 2006 with principal payments beginning in May 1, 2007 at a rate of 3.5% per annum. Principal and interest will be serviced from the Sales Tax Roads Debt Service Fund. \$ 600,000

\$12,000,000 February 1, 2007 Sales Tax Revenue bonds with a net interest cost of 4.244% is payable on February 1, 2008 and semiannually thereafter on February 1st and August 1st of each year. The bonds maturing February 1, 2027, and thereafter, are callable for redemption by the Issuer in full or in part at any time on or after February 1, 2007. Principal and interest will be serviced from a Sales Tax Revenue Debt Service Fund. \$11,175,000

\$8,970,000 April 1, 2009 Sales Tax Revenue bonds with a net interest cost of 4.17% is payable on August 1, 2009 and annually thereafter on February 1st and August 1st of each year. The bonds maturing February 1, 2024, and thereafter, are callable for redemption by the Issuer in full or in part at any time on or after February 1, 2019. Principal and interest will be serviced from a Sales Tax Revenue Debt Service Fund. \$ 8,585,000

Total Long Term Notes/Bonds Payable Primary Government \$ 20,360,000

Long Term Notes Payable/Lease Payable Component Units

\$100,000 May 26, 2004 Iberville Parks and Recreation Department notes due in annual installments of \$10,000 through March of 2011, and \$15,000 until March of 2013: interest at a net cost of 4.418% due semiannually on September 1st and March 1st of each year through March 1, 2013. Retirements are made from the Iberville Parks and Recreation component unit governmental special revenue fund. \$ 40,000

\$22,690 May 5, 2009 Iberville Parks and Recreation Department lease due in monthly installments of \$1068.03 through May 5, 2011 at an interest rate of 4.75% due monthly. Retirements are made from the Iberville Parks and Recreation component unit governmental special revenue fund. 4,215

Total Long Term Notes/Lease Payable Component Units \$ 44,215

Total Long Term Notes/Bonds Payable Primary and Component Unit Governmental Funds \$ 20,404,215

IBERVILLE PARISH COUNCIL
Plaquemine, Louisiana
Notes to the Financial Statements
December 31, 2010

NOTE 4 – DETAILED NOTES ON ALL FUNDS (Continued)

F. Changes in General Long-Term Obligations (Continued)

	<i>Beginning Balance</i>	<i>Additions</i>	<i>Deletions</i>	<i>Due in More than one Year</i>	<i>Due Within One Year</i>	<i>Total</i>
<i>Component Units</i>						
Certificates of Indebtedness	\$ 74,000		\$ (9,000)	\$ 55,000	\$ 10,000	\$ 65,000
Revenue bonds payable	2,599,597	-	(80,853)	2,432,263	86,481	2,518,744
Total Component Units	2,673,597	-	(89,853)	2,487,263	96,481	2,583,744
<i>Total business-type activity</i>						
Long-term liabilities	\$ 2,718,597	\$ -	\$ (134,853)	\$ 2,487,263	\$ 96,481	\$ 2,583,744

Revenue bonds/Notes – Proprietary Component Units:

\$2,672,736 Louisiana Department of Health and Hospitals loan from the Drinking Water Revolving Loan Fund. The loan has not been converted to permanent financing as of October 31, 2010. \$ 2,672,736

\$2,150,000 October 26, 2004, waterworks serial bonds due in semi-annual installments of \$50,000 to \$75,000 through August 1, 2033; interest at 4.453 per cent. Retirements are made from Waterworks District No. 3 Enterprise Fund. \$ 1,740,000

\$598,000 June 3, 1987, waterworks serial bonds due in annual installments of \$38,768 through June 3, 2027; interest at 5.75 per cent. Retirements are made from Waterworks District No. 4 Enterprise Fund. \$ 409,670

\$419,000 April 5, 1999, waterworks note payable in annual installments of \$23,800 through February 10, 2040; interest at 4.875 per cent. Retirements are made from the Water District No. 3 Enterprise Fund. \$ 369,074

Total Long Revenue Bonds/Notes Payable-Proprietary Component Units \$ 5,191,480

Long Term Notes Payable – Component Units:

\$100,000 December 22, 2006, waterworks notes payable due in semi-annual installments of Principal and Interest due June 1st and Interest due December 1st through June 1, 2016; interest at 4.99%. Retirements are made from the Water District No. 4 Enterprise Fund. \$ 65,000

Total Long Term Notes Payable – Component Units \$ 65,000

IBERVILLE PARISH COUNCIL
Plaquemine, Louisiana
Notes to the Financial Statements
December 31, 2010

NOTE 4 – DETAILED NOTES ON ALL FUNDS (Continued)

F. Changes in General Long Term Obligations (Continued)

The annual requirements to amortize all debt outstanding as of December 31, 2011, which includes principal payments on notes payable and certificate of indebtedness and principal and interest on revenue bonds are as follows:

For Year		Sales Tax	Capital Lease		
Primary	Notes Payable	Revenue Bonds	Payable		
Government	Governmental	Payable	Governmental	Total	
2011	300,000	880,000	41,498	1,221,498	
2012	300,000	925,000	43,414	1,268,414	
2013		970,000	45,419	1,015,419	
2014		1,015,000	47,045	1,062,045	
2015		1,065,000	21,220		
2015-2027	-	14,905,000	-	14,905,000	
Total	\$ 600,000	\$ 19,760,000	\$ 198,596	\$ 19,472,376	

Component Units:	Notes/Lease	Capital Lease	Revenue	Certificates of	Total
	Payable	Payable	Bonds/Notes	Indebtedness	
	Governmental		Business Type		
2011	10,000		204,228	10,000	224,228
2012	10,000		187,051	10,000	207,051
2013	10,000		185,375	11,000	206,375
2014	10,000	4,215	183,601	11,000	208,816
2015			181,825	23,000	204,825
2016-2019			734,794		734,794
2020-2024			913,600		913,600
2025-2029			853,204		853,204
2030-2040	-	-	764,700	-	764,700
Total	\$ 40,000	\$ 4,215	\$ 4,208,378	\$ 65,000	\$ 4,317,593

The Note Payable for Water District #2 is not included in the above spreadsheet because it currently a line of credit and has not been closed. The full amount of \$ 2,672,736 is accrued as a long term liability

IBERVILLE PARISH COUNCIL
Plaquemine, Louisiana
Notes to the Financial Statements
December 31, 2010

NOTE 4 – DETAILED NOTES ON ALL FUNDS (Continued)

F. Changes in General Long Term Obligations (Continued)

The United States Department of Agriculture Farmers Home Administration is the holder of a water revenue and dated June 3, 1987, on Waterworks District No. 4. The bond is a single, fully registered bond, without coupons, and bears interest at a rate of 5.75 percent per annum. The bond is payable in installments of \$38,768, which includes interest, annually, June 3, of each year until the principal and interest are fully paid. The Principal Due through September 30, 2008 is 424,118 and the interest payable from 2010-2027 is \$278,792. The final payment of the entire indebtedness shall be due and payable on June 3, 2027, if not paid sooner. Any

installments for the payment of principal thereon may be paid prior to the due date at a price of par and accrued interest to the date of prepayment. Payments on the bond shall be applied first to interest due through the payment date, and then to principal.

As a result of the refinancing, Water District #3 issued Revenue Refunding Bonds dated October 26, 2004. The United States Department of Agriculture Farmers Home Administration is the holder of the water revenue bonds, which amounted to \$1,800,000. The bonds bear an interest rate of 4.453%, payable semiannually on February 1st and August 1st of each year.

The United States Department of Agriculture Farmers Home Administration is the holder of a water revenue bond dated April 5, 1999. The bond is a single, fully registered bond, without coupons, and bears interest at the rate of 4.875 percent per annum. The bond is payable in annual installments of \$23,800, including interest, beginning February 10, 2000, and annually thereafter through February 10, 2040. The Principal outstanding for 2009 is \$375,479 with interest outstanding of \$352,321 payable from 2009-2040. Any installments for the payment of principal thereon may be paid prior to the due date at a price of par and accrued interest to the date of prepayment. Payments on the bond shall be applied first to interest due through the date of payment, and then to principal.

G. Compensated Absences

At December 31, 2010, employees of the Parish Council governmental funds and relative governmental component units have accumulated and vested \$1,256,644 of employee leave benefits, which was computed in accordance with GASB Codification Section C60. The leave liability for employees of the Enterprise Funds is accounted for within the funds. The following funds are used to liquidate leave liability: General Fund, Emergency Preparedness, Drainage Maintenance, Substance Abuse, Visitor Enterprise, Public Building Maintenance, Sales Tax Roads, Solid Waste, Emergency 911, Social Services, Child Care Food and Head Start.

IBERVILLE PARISH COUNCIL
Plaquemine, Louisiana
Notes to the Financial Statements
December 31, 2010

NOTE 4 – DETAILED NOTES ON ALL FUNDS (Continued)

H. Wireless 911 Implementation and Service Charge

On July 26, 1996 the FCC released its *Report and Order on Enhanced 9-1-1 Emergency calling systems* (Docket No. 94-102) which created rules for a two phased implementation of wireless E9-1-1. Phase 1 required that with each 9-1-1 call, the wireless carrier must give the Public Safety Answering Point (PSAP) a 10 digit callback number and location data of the specific cell site or cell sector where the call was originated. Phase 2 requires the wireless carrier to provide more precise location information. Iberville Parish completed both Phase 1 and Phase 2 implementation during fiscal year 2002. All 2010 expenditures were for operation. Iberville Parish collected \$194,271 in service charges for the operation of Wireless 911 services for the period ending December 31, 2010.

I. Deficit Unrestricted Net Assets

Iberville Sewer Fund reports a Deficit Unrestricted Net Assets of \$380,242 as of December 31, 2010.

J. Changes in Agency Funds

The following is a summary of the agency fund balance transactions for the year ended December 31, 2010:

	<u>Sales Tax</u>
Balance January 1, 2010	NONE
Additions:	
Sales and use tax collections	\$ 55,760,280
Occupational license collections	385,288
Interest and penalties	3,368
Total	<u>\$ 56,148,936</u>
Reductions:	
Transferred or due to:	
Iberville parish council:	
Collection expense	\$ 813,817
1% tax	5,767,852
2/3% tax	4,543,678
1% tax	5,192,712
Solid Waste - 1/3%	3,672,673
Occupational license	385,288
School Board, sheriff, and municipalities	35,772,916
Protested taxes held in escrow	
Total	<u>\$ 56,148,936</u>
Balance at December 31, 2010	<u>NONE</u>

IBERVILLE PARISH COUNCIL
Plaquemine, Louisiana
Notes to the Financial Statements
December 31, 2010

NOTE 4 – DETAILED NOTES ON ALL FUNDS (Continued)

K. Litigation

At December 31, 2010 the Parish Council is involved in litigation, which is covered by insurance. According to legal counsel, the litigation should not cause a loss to the Parish Council. Consequently, in accordance with the criteria for accrual under GASB Codification Section C50 and SFAS 5, no amount is accrued in this report.

L. Pension Plan

Substantially all employees of the Iberville Parish Council and other parish component units are members of the Parochial Employees' Retirement System of Louisiana (System), a multiple-employer (cost-sharing) public employee retirement system (PERS), controlled and administered by a separate board of trustees. The System is composed of two distinct plans, Plan A and Plan B, with separate assets and benefit provisions. All Parish Council and component unit employees eligible for participation is members of Plan A. Iberville Waterworks Districts Nos. 2, 3, and 4 do not have Pension Plans.

All permanent employees working at least 28 hours per week and who are paid wholly or in part from Parish Council funds, and all elected Parish Council officials are eligible to participate in the System. Under Plan A, employees who retire at or after age 60 with at least 7 years of credited service, at or after age 55 with 25 years of credited service, or at any age with 30 years of credited service are entitled to a retirement benefit, payable monthly for life, equal to 3 % of their final-average salary for each year of credited service. However, for those employees who were members of the supplemental plan only prior to January 1, 1980, the benefit is equal to 1 % of the final average salary plus \$24 for each year of supplemental-plan-only service earned prior to January 1, 1980, plus 3% of final-average salary for each year of service credited after the revision date. Final-average salary is the employee's average salary over the 36 consecutive or joined months, which produce the highest average. Employees who terminate with at least the amount of credited service stated previously, and who do not withdraw their employee contributions, may retire at the ages specified previously and receive the benefits accrued to their date of termination. The System also provides death and disability benefits. Benefits are established by state statute.

Contributions to the System include one-fourth of one percent of the ad valorem taxes shown to be collectible by the tax rolls of each parish, except Orleans and East Baton Rouge Parishes. These tax dollars are divided between Plan A and Plan B based proportionately on the salaries of the active members of each plan. State statute requires covered employees to contribute a percentage of their salaries to the System. As provided by Louisiana Revised Statute 11:103, the employer contributions are determined by actuarial valuation and are subject to change each year based on the results of the valuation for the prior fiscal year.

IBERVILLE PARISH COUNCIL
Plaquemine, Louisiana
Notes to the Financial Statements
December 31, 2010

NOTE 4 – DETAILED NOTES ON ALL FUNDS (Continued)

M. Pension Plan (Continued)

The following provides certain disclosures for the Parish Council and the retirement system that are required by GASB Codification Section P20. 129. The contribution percentages are based on prior year. Current year information is unavailable.

Year Ended December 31, 2010

Iberville Parish Council	Plan A
Total current year payroll	\$ 7,613,192
Total current year covered payroll (regular)	6,580,440
Total current year covered payroll (DROP)	297,586
Contributions:	
Required by statute:	
Employees	9.50% \$ 625,142
Employer	<u>15.75%</u> <u>1,036,419</u>
Total	<u>25.25%</u> <u>\$ 1,661,561</u>
Actual:	
Employees	9.50% \$ 625,142
Employer	<u>15.75%</u> <u>1,036,419</u>
Total	<u>25.25%</u> <u>\$ 1,661,561</u>
Actuarially required:	
Employees	9.50% \$ 625,142
Employer	<u>15.75%</u> <u>1,036,419</u>
Total	<u>\$ 1,661,561</u>
Percent of employer's actuarially required to contribute to all participating employers	1.05%

Our Employee and Employer required percentages for each of the 2 years preceding 2010 were as follows:

	<u>Actually Contributed</u>
2009 Employee	9.50 %
2009 Employer	12.25%
2008 Employee	9.50 %
2008 Employer	12.75%

IBERVILLE PARISH COUNCIL
Plaquemine, Louisiana
Notes to the Financial Statements
December 31, 2010

NOTE 4 – DETAILED NOTES ON ALL FUNDS (Continued)

M. Pension Plan (Continued)

Historical trend information showing the System's progress in accumulating sufficient assets to pay benefits when due is presented in the System's December 31, 2010, comprehensive annual financial report. The Parish Council does not guarantee the benefits granted by the System.

The pension plan annual report can be obtained by contacting Parochial Retirement at following mailing address or phone number:

Parochial Retirement
P.O. Box 14619
Baton Rouge, LA 70898
(225) 928-1361

N. Other Post –Employment Benefits

Post-employment benefits

The Iberville Parish Council provides retired employees with the opportunity to continue their health care and life insurance benefits. The retirees who have not reached age 65 may receive their health insurance at half cost for a maximum of five (5) years or until they reach age 65. Other retirees have the option of continuing this coverage at their own cost. Life insurance is provided at the option of retirees at their own cost. The cost to the Parish Council at this time is inconsequential and is funded on a pay-as-you-go basis.

Plan Description. Iberville Parish Council's medical benefits are provided through a comprehensive medical plan and are made available to employees upon actual retirement.

Employees are covered by the Parochial Employees' Retirement System of Louisiana, whose retirement eligibility (D.R.O.P. entry) provisions are as follows: 30 years of service at any age; age 55 and 25 years of service; age 60 and 10 years of service; or, age 65 and 7 years of service. For employees hired on and after January 1, 2007 retirement eligibility (D.R.O.P. entry) provisions are as follows: age 55 and 30 years of service; age 62 and 10 years of service; or, age 67 and 7 years of service. Complete plan provisions are included in the official plan documents.

Life insurance coverage is available to retirees and the blended rate (active and retired) is \$0.31 per \$1,000 of insurance. The retiree pays 100% of the "cost" of the retiree life insurance, but it is based on the blended rate. Since GASB 45 requires the use of "unblended" rates, we have used the 94GAR mortality table described above to "unblend" the rates so as to reproduce the composite blended rate overall as the rate structure to calculate the actuarial valuation results for life insurance. All of the assumptions used for the valuation of the medical benefits have been used except for the trend assumption; zero trend was used for life insurance. Retiree insurance coverage amounts are a flat \$10,000.

IBERVILLE PARISH COUNCIL
Plaquemine, Louisiana
Notes to the Financial Statements
December 31, 2010

NOTE 4 – DETAILED NOTES ON ALL FUNDS (Continued)

N. Other Post –Employment Benefits (Continued)

Contribution Rates. Employees do not contribute to their post employment benefits costs until they become retirees and begin receiving those benefits. The plan provisions and contribution rates are contained in the official plan documents.

Fund Policy. Until Fiscal Year Ending December 31, 2007, Iberville Parish Council recognized the cost of providing post-employment medical and life benefits (Iberville Parish Council’s portion of the retiree medical and life benefit premiums) as an expense when the benefit premiums were due and thus financed the cost of the post-employment benefits on a pay-as-you-go basis. Effective with the Fiscal Year beginning January 1, 2008, Iberville Parish Council implemented Government Accounting Standards Board Statement Number 45, *Accounting and Financial Reporting by Employers for Post employment Benefits Other than Pensions* (GASB 45). The funding policy is not to fund the ARC except to the extent of the current year’s retiree funding costs.

In Fiscal Year Ending December 31, 2010, Iberville Parish Council’s portion of health care funding cost for retired employees totaled \$19,727 and life totaled \$149. These amounts were applied toward the Net OPEB Benefit Obligation as shown in the table on the following page.

Annual Required Contribution. Iberville Parish Council’s Annual Required Contribution (ARC) is an amount actuarially determined in accordance with GASB 45. The Annual Required Contribution (ARC) is the sum of the Normal Cost plus the contribution to amortize the Actuarial Accrued Liability (AAL). A level dollar, open amortization period of 30 years (the maximum amortization period allowed by GASB 43/45) has been used for the post-employment benefits. The total ARC for the fiscal year beginning January 1, 2010 is \$81,838 (medical), and \$25,373 (life) as set forth below:

	Medical	Life
Normal Cost	\$ 41,446	\$ 15,477
30-year UAL amortization amount	40,392	9,896
Annual required contribution (ARC)	\$ 81,838	\$ 25,373

Net Post-employment Benefit Obligation (Asset). The table below shows Iberville Parish Council’s Net Other Post-employment Benefit (OPEB) Obligation (Asset) for fiscal year ending December 31, 2010:

IBERVILLE PARISH COUNCIL
Plaquemine, Louisiana
Notes to the Financial Statements
December 31, 2010

NOTE 4 – DETAILED NOTES ON ALL FUNDS (Continued)

N. Other Post –Employment Benefits (Continued)

	Medical	Life
1. Beginning Net OPEB Obligation (Asset) 1/1/2010	\$198,479	\$54,528
2. Annual required contribution	81,838	25,373
3. Interest on Net OPEB Obligation (Asset): .04 X [1]	7,939	2,181
4. ARC Adjustment: [1]/17.292	11,478	3,153
5. OPEB Cost: [2]+[3]-[4]	78,299	24,401
6. Contribution	0	0
7. Current year retiree premium	19,727	149
8. Change in Net OPEB Obligation: [5]-[6]-[7]	58,572	24,252
9. Ending Net OPEB Obligation: (Asset) 12/31/2010: [1]+[8]	\$257,051	\$78,779

The following table shows Iberville Parish Council's annual post employment benefits (PEB) cost, percentage of the cost contributed, and the net unfunded post employment benefits (PEB) liability (asset):

Post Employment Benefit	Fiscal Year Ended	Annual OPEB Cost	Percentage of Annual Cost Contributed	Net OPEB Obligation (Asset)
Medical	December 31, 2010	\$78,299	25.19%	\$257,051
Life	December 31, 2010	\$24,401	0.61%	\$78,779

Funded Status and Funding Progress. In the fiscal year ending December 31, 2010, Iberville Parish Council made no contributions to its post employment benefits plan. The plan was not funded at all, has no assets, and hence has a funded ratio of zero. As of December 31, 2010, the end of the fiscal year, the Actuarial Accrued Liability (AAL) was \$698,524 (medical), and \$171,136 (life), which is defined as that portion, as determined by a particular actuarial cost method (Iberville Parish Council uses the Projected Unit Credit Cost Method), of the actuarial present value of post employment plan benefits and expenses which is not provided by normal cost. Since the plan was not funded in fiscal year 2010, the entire actuarial accrued liability of \$698,524 (medical) and \$171,136 (life) was unfunded.

IBERVILLE PARISH COUNCIL
Plaquemine, Louisiana
Notes to the Financial Statements
December 31, 2010

NOTE 4 – DETAILED NOTES ON ALL FUNDS (Continued)

N. Other Post –Employment Benefits (Continued)

	Medical	Life
Actuarial Accrued Liability (AAL)	\$ 698,524	\$ 171,136
Actuarial Value of Plan Assets	0	0
Unfunded Act. Accrued Liability (UAAL)	698,524	171,136
Funded Ratio (Act. Val. Assets/AAL)	0%	0%
Covered Payroll (active plan members)	6,580,440	6,580,440
UAAL as a percentage of covered payroll	10.6%	2.6%

Actuarial Methods and Assumptions. Actuarial valuations involve estimates of the value of reported amounts and assumptions about the probability of events far into the future. The actuarial valuation for post employment benefits includes estimates and assumptions regarding (1) turnover rate; (2) retirement rate; (3) health care cost trend rate; (4) mortality rate; (5) discount rate (investment return assumption); and (6) the period to which the costs apply (past, current, or future years of service by employees). Actuarially determined amounts are subject to continual revision as actual results are compared to past expectations and new estimates are made about the future.

The actuarial calculations are based on the types of benefits provided under the terms of the substantive plan (the plan as understood by Iberville Parish Council and its employee plan members) at the time of the valuation and on the pattern of sharing costs between Iberville Parish Council and its plan members to that point. The projection of benefits for financial reporting purposes does not explicitly incorporate the potential effects of legal or contractual funding limitations on the pattern of cost sharing between Iberville Parish Council and plan members in the future. Consistent with the long-term perspective of actuarial calculations, the actuarial methods and assumptions used include techniques that are designed to reduce short-term volatility in actuarial liabilities and the actuarial value of assets.

Actuarial Cost Method. The ARC is determined using the Projected Unit Credit Cost Method. The employer portion of the cost for retiree medical care in each future year is determined by projecting the current cost levels using the healthcare cost trend rate and discounting this projected amount to the valuation date using the other described pertinent actuarial assumptions, including the investment return assumption (discount rate), mortality, and turnover.

Actuarial Value of Plan Assets. Since the OPEB obligation has not as yet been funded, there are not any assets. It is anticipated that in future valuations, should funding take place, a smoothed market value consistent with Actuarial Standards Board Actuarial Standards of Practice Number 6 (ASOP 6), as provided in paragraph number 125 of GASB Statement 45.

IBERVILLE PARISH COUNCIL
Plaquemine, Louisiana
Notes to the Financial Statements
December 31, 2010

NOTE 4 – DETAILED NOTES ON ALL FUNDS (Continued)

N. Other Post –Employment Benefits (Continued)

Turnover Rate. An age-related turnover scale based on actual experience as described by administrative staff has been used. The rates, when applied to the active employee census, produce an annual turnover of approximately 4%. The rates for each age are below:

Age	Percent Turnover
18 - 25	8.0%
26 - 40	5.0%
41 - 54	4.0%
55+	3.0%

Post employment Benefit Plan Eligibility Requirements. Based on past experience, it has been assumed that entitlement to benefits will commence five years after eligibility to enter the D.R.O.P. Medical benefits are provided to employees upon actual retirement. Employees are covered by the Parochial Employees' Retirement System of Louisiana, whose retirement eligibility (D.R.O.P. entry) provisions are as follows: 30 years of service at any age; age 55 and 25 years of service; age 60 and 10 years of service; or, age 65 and 7 years of service. For employees hired on and after January 1, 2007 retirement eligibility (D.R.O.P. entry) provisions are as follows: age 55 and 30 years of service; age 62 and 10 years of service; or, age 67 and 7 years of service.

Investment Return Assumption (Discount Rate). GASB Statement 45 states that the investment return assumption should be the estimated long-term investment yield on the investments that are expected to be used to finance the payment of benefits. Since the ARC is not currently being funded and not expected to be funded in the near future, we have performed this valuation using a 4% annual investment return assumption.

Health Care Cost Trend Rate. The expected rate of increase in medical cost is based on projections performed by the Office of the Actuary at the Centers for Medicare & Medicaid Services as published in National Health Care Expenditures Projections: 2003 to 2013, Table 3: National Health Expenditures, Aggregate and per Capita Amounts, Percent Distribution and Average Annual Percent Change by Source of Funds: Selected Calendar Years 1990-2013, released in January, 2004 by the Health Care Financing Administration (www.cms.hhs.gov). "State and Local" rates for 2008 through 2013 from this report were used, with rates beyond 2013 graduated down to an ultimate annual rate of 5.0% for 2016 and later.

Mortality Rate. The 1994 Group Annuity Reserving (94GAR) table, projected to 2002, based on a fixed blend of 50% of the unloaded male mortality rate and 50% of the unloaded female mortality rates, was used. This is a published mortality table which was designed to be used in determining the value of accrued benefits in defined benefit pension plans. Since GASB 45 requires the use of "unblended" rates, we have used the 94GAR mortality table described above

IBERVILLE PARISH COUNCIL
Plaquemine, Louisiana
Notes to the Financial Statements
December 31, 2010

NOTE 4 – DETAILED NOTES ON ALL FUNDS (Continued)

N. Other Post –Employment Benefits (Continued)

to "unblend" the rates so as to reproduce the composite blended rate overall as the rate structure to calculate the actuarial valuation results for life insurance.

Method of Determining Value of Benefits. The "value of benefits" has been assumed to be the portion of the premium after retirement date expected to be paid by the employer for each retiree and has been used as the basis for calculating the actuarial present value of OPEB benefits to be paid. The employer pays 50% of the cost of the medical insurance for the retirees only (not for dependents). The rates provided applicable before age 65 are "blended" rates. Since GASB 45 mandates that "unblended" rates be used, we have estimated the "unblended" rates for two broad groups: active and retired before Medicare eligibility. It has been assumed that the retiree rate before Medicare eligibility is 130% of the blended rate. Medical coverage is paid for by the employer until attainment of age 65, but not for more than five years after retirement.

O. Subsequent Events

These financial statements considered subsequent events through June 17, 2011, the date of the financial statements were available to be issued.

REQUIRED
SUPPLEMENTARY
INFORMATION



Iberville Council on Aging

Plaquemine

IBERVILLE PARISH COUNCIL

SCHEDULE 1

Plaquemine, Louisiana

Schedule of Revenues, Expenditures, and Changes in Fund Balance - Budget to Actual

GENERAL FUND

For The Year Ended December 31, 2010

	Original	Final	Actual	Variance
REVENUES				
Taxes:				
Ad valorem	\$ 725,000	\$ 765,000	\$ 684,426	\$ (80,574)
Sales	4,237,360	5,500,000	6,730,990	1,230,990
Franchise	50,000	50,000	93,395	43,395
Alcoholic beverage	15,000	15,000	18,334	3,334
Gaming	135,000	135,000	144,472	9,472
Licenses and permits	355,000	345,000	592,745	247,745
Intergovernmental:				
Federal	48,000	48,000	46,758	(1,242)
State	984,000	989,000	1,035,608	46,608
Local	122,000	172,004	252,291	80,287
Charges for services	30,300	4,700	9,019	4,319
Use of money and property	34,600	19,600	19,888	288
Insurance fees	1,200,000	1,200,000	1,546,840	346,840
Other revenues	1,431,749	1,219,788	1,387,695	167,907
Total revenues	<u>9,368,009</u>	<u>10,463,092</u>	<u>12,562,461</u>	<u>2,099,369</u>
EXPENDITURES				
Current:				
General government				
Salaries and benefits	1,692,063	1,760,518	1,767,453	(6,935)
Other program expenditures	2,196,154	2,400,836	3,015,673	(614,837)
Public safety				
Salaries and benefits	388,108	388,108	414,977	(26,869)
Other program expenditures	953,390	1,006,201	1,321,703	(315,502)
Public works				
Salaries and benefits	1,022,801	1,022,801	1,024,255	(1,454)
Other program expenditures	68,650	63,000	344,242	(281,242)
Health and welfare				
Salaries and benefits	794,374	794,374	774,369	20,005
Other program expenditures	348,786	372,286	363,599	8,687
Economic development				
Other program expenditures	169,550	169,550	169,464	86
Culture and recreation				
Salaries and benefits	84,108	84,108	99,191	(15,083)
Other program expenditures	74,200	44,200	28,312	15,888
Capital outlay	55,941	64,941	214,734	(149,793)
Total expenditures	<u>7,848,125</u>	<u>8,170,923</u>	<u>9,537,972</u>	<u>(1,367,049)</u>
Excess (deficiency) of revenues over (under) expenditures	<u>1,519,884</u>	<u>2,292,169</u>	<u>3,024,489</u>	<u>732,320</u>
OTHER FINANCING SOURCES (USES)				
Transfers in	-	-	-	-
Transfers out	(1,543,825)	(1,770,309)	(1,877,234)	(106,925)
Sale of fixed assets	-	-	5,148	5,148
Total other financing sources and uses	<u>(1,543,825)</u>	<u>(1,770,309)</u>	<u>(1,872,086)</u>	<u>(101,777)</u>
NET CHANGE IN FUND BALANCES	<u>(23,941)</u>	<u>521,860</u>	<u>1,152,403</u>	<u>630,543</u>
FUND BALANCES - BEGINNING	<u>3,108,472</u>	<u>3,108,472</u>	<u>3,108,472</u>	<u>-</u>
FUND BALANCES - ENDING	<u>\$ 3,084,531</u>	<u>\$ 3,630,332</u>	<u>\$ 4,260,875</u>	<u>\$ 630,543</u>

IBERVILLE PARISH COUNCIL
Plaquemine, Louisiana
Schedule of Revenues, Expenditures, and Changes in Fund Balance - Budget to Actual
DRAINAGE MAINTENANCE
For The Year Ended December 31, 2010

SCHEDULE 2

	<u>Original</u>	<u>Final</u>	<u>Actual</u>	<u>Variance</u>
REVENUES				
Taxes:				
Ad valorem	\$ 1,850,000	\$ 1,950,000	\$ 1,969,432	\$ 19,432
Sales				
Franchise				
Alcoholic beverage				
Gaming				
Licenses and permits				
Intergovernmental:				
Federal				
State	55,000	55,000	54,774	(226)
Local				
Charges for services				
Use of money and property	1,500	2,500	1,993	(507)
Insurance fees				
Other revenues	-	-	-	-
In-Kind				
Fines and forfeitures				
Drug forfeitures	-	-	-	-
Total revenues	<u>1,906,500</u>	<u>2,007,500</u>	<u>2,026,199</u>	<u>18,699</u>
EXPENDITURES				
Current:				
Housing assistance payments				
General government				
Public safety				
Public works				
Salaries and benefits	1,130,912	1,155,912	1,199,828	(43,916)
Other program expenditures	691,700	792,100	861,308	(69,208)
Health and welfare				
Economic development				
Culture and recreation				
Debt service:				
Principal	39,677	39,677	39,677	-
Interest	394	394	394	-
Bond issuance costs				
Advance refunding escrow				
In-Kind				
Capital outlay	201,623	201,623	168,301	33,322
Total expenditures	<u>2,064,306</u>	<u>2,189,706</u>	<u>2,269,508</u>	<u>(79,802)</u>
Excess (deficiency) of revenues over (under) expenditures	<u>(157,806)</u>	<u>(182,206)</u>	<u>(243,309)</u>	<u>(61,103)</u>
OTHER FINANCING SOURCES (USES)				
Transfers in	-	1,000,000	1,000,000	-
Loan proceeds				
Transfers out				
Sale of fixed assets	-	-	6,375	6,375
Total other financing sources and uses	<u>-</u>	<u>1,000,000</u>	<u>1,006,375</u>	<u>6,375</u>
NET CHANGE IN FUND BALANCES	<u>(157,806)</u>	<u>817,794</u>	<u>763,066</u>	<u>(54,728)</u>
FUND BALANCES - BEGINNING	<u>769,107</u>	<u>769,107</u>	<u>769,107</u>	<u>-</u>
FUND BALANCES - ENDING	<u>\$ 611,301</u>	<u>\$ 1,586,901</u>	<u>\$ 1,532,173</u>	<u>\$ (54,728)</u>

IBERVILLE PARISH COUNCIL

SCHEDULE 3

Plaquemine, Louisiana

Schedule of Revenues, Expenditures, and Changes in Fund Balance - Budget to Actual

PUBLIC BUILDING MAINTENANCE

For The Year Ended December 31, 2010

	Original	Final	Actual	Variance
REVENUES				
Taxes:				
Ad valorem	\$ 1,100,000	\$ 1,150,000	\$ 1,181,701	\$ 31,701
Sales	720,000	1,000,000	1,000,000	-
Franchise				
Alcoholic beverage				
Gaming				
Licenses and permits				
Intergovernmental:				
Federal	-	-	-	-
State				
Local				
Charges for services			104	
Use of money and property	1,000	750	416	(334)
Insurance fees				
Other revenues	-	1,500	4,436	2,936
In-Kind				
Fines and forfeitures	-	-	-	-
Drug forfeitures	-	-	-	-
Total revenues	<u>1,821,000</u>	<u>2,152,250</u>	<u>2,186,657</u>	<u>34,303</u>
EXPENDITURES				
Current:				
General government				
Salaries and benefits	451,699	441,106	517,123	(76,017)
Other program expenditures	483,000	636,800	585,976	50,824
Public safety				
Salaries and benefits	9,729	10,002	10,242	(240)
Other program expenditures	304,473	389,200	279,300	109,900
Public works				
Other program expenditures	35,000	-	9,848	(9,848)
Health and welfare				
Salaries and benefits	90,837	70,324	68,643	1,681
Other program expenditures	142,490	157,490	184,334	(26,844)
Economic development				
Salaries and benefits	-	-	18,929	(18,929)
Other program expenditures	24,500	42,300	19,330	22,970
Culture and recreation				
Salaries and benefits	30,000	20,000	8,657	11,343
Other program expenditures	134,260	188,760	225,255	(36,495)
Debt service:				
Principal				
Interest				
Bond issuance costs				
Advance refunding escrow				
In-Kind				
Capital outlay	35,000	10,000	117,131	(107,131)
Total expenditures	<u>1,740,988</u>	<u>1,965,982</u>	<u>2,044,768</u>	<u>(78,786)</u>
Excess (deficiency) of revenues over (under) expenditures	<u>80,012</u>	<u>186,268</u>	<u>141,889</u>	<u>(44,483)</u>
OTHER FINANCING SOURCES (USES)				
Transfers in	-	-	-	-
Loan proceeds				
Transfers out				
Sale of fixed assets				
Total other financing sources and uses	<u>-</u>	<u>-</u>	<u>-</u>	<u>-</u>
NET CHANGE IN FUND BALANCES	<u>80,012</u>	<u>186,268</u>	<u>141,889</u>	<u>(44,379)</u>
FUND BALANCES - BEGINNING	<u>268,294</u>	<u>268,294</u>	<u>268,294</u>	<u>-</u>
FUND BALANCES - ENDING	<u>\$ 348,306</u>	<u>\$ 454,562</u>	<u>\$ 410,183</u>	<u>\$ (44,379)</u>

IBERVILLE PARISH COUNCIL

SCHEDULE 4

Plaquemine, Louisiana

Schedule of Revenues, Expenditures, and Changes in Fund Balance - Budget to Actual

SALES TAX ROADS

For The Year Ended December 31, 2010

	<u>Original</u>	<u>Final</u>	<u>Actual</u>	<u>Variance</u>
REVENUES				
Taxes:				
Ad valorem	\$ -	\$ -	\$ -	-
Sales	2,200,000	3,000,000	3,460,711	460,711
Franchise				
Alcoholic beverage				
Gaming				
Licenses and permits				
Intergovernmental:				
Federal				
State				
Local				
Charges for services				
Use of money and property	15,000	8,500	8,677	177
Insurance fees				
Other revenues	1,000,000	500,000	491,054	(8,946)
In-Kind				
Fines and forfeitures				
Drug forfeitures	-	-	-	-
Total revenues	<u>3,215,000</u>	<u>3,508,500</u>	<u>3,960,442</u>	<u>451,942</u>
EXPENDITURES				
Current:				
Housing assistance payments				
General government				
Public safety				
Public works				
Salaries and benefits	1,058,038	1,049,158	1,199,828	(150,670)
Other program expenditures	1,018,015	983,015	1,021,559	(38,544)
Health and welfare				
Economic development				
Culture and recreation				
In-Kind				
Capital Outlay	1,550,000	3,050,000	2,971,452	78,548
Debt service				
Principal				
Interest	-	-	-	-
Total expenditures	<u>3,626,053</u>	<u>5,082,173</u>	<u>5,192,839</u>	<u>(110,666)</u>
Excess (deficiency) of revenues over (under) expenditures	<u>(411,053)</u>	<u>(1,573,673)</u>	<u>(1,232,397)</u>	<u>341,276</u>
OTHER FINANCING SOURCES (USES)				
Transfers in				
Loan proceeds				
Transfers out	(326,250)	(317,500)	(317,500)	-
Sale of fixed assets	-	-	-	-
Total other financing sources and uses	<u>(326,250)</u>	<u>(317,500)</u>	<u>(317,500)</u>	<u>-</u>
NET CHANGE IN FUND BALANCE	<u>(737,303)</u>	<u>(1,891,173)</u>	<u>(1,549,897)</u>	<u>341,276</u>
FUND BALANCES - BEGINNING	<u>2,555,738</u>	<u>2,555,738</u>	<u>2,555,738</u>	<u>-</u>
FUND BALANCES - ENDING	<u>\$ 1,818,435</u>	<u>\$ 664,565</u>	<u>\$ 1,005,841</u>	<u>\$ 341,276</u>

**IBERVILLE PARISH COUNCIL
Plaquemine, Louisiana**

SCHEDULE 5

**Schedule of Revenues, Expenditures, and Changes in Fund Balance - Budget to Actual
SOLID WASTE
For The Year Ended December 31, 2010**

	Original	Final	Actual	Variance
REVENUES				
Taxes:				
Ad valorem	\$ -	\$ -	\$ -	\$ -
Sales	2,200,000	3,450,000	3,672,674	222,674
Franchise				
Alcoholic beverage				
Gaming				
Licenses and permits				
Intergovernmental:				
Federal				
State				
Local				
Charges for services				
Use of money and property	10,000	10,000	13,994	3,994
Insurance fees				
Other revenues	4,000	1,000	115,812	114,812
In-Kind				
Fines and forfeitures				
Drug forfeitures	-	-	-	-
Total revenues	<u>2,214,000</u>	<u>3,461,000</u>	<u>3,802,480</u>	<u>341,480</u>
EXPENDITURES				
Current:				
Housing assistance payments				
General government				
Public safety				
Public works				
Salaries and benefits	154,805	154,805	168,277	(13,472)
Other program expenditures	3,245,173	3,304,195	3,408,888	(104,693)
Health and welfare				
Economic development				
Culture and recreation				
Debt service:				
Principal				
Interest				
Bond issuance costs				
Advance refunding escrow				
In-Kind				
Capital outlay	2,500	2,000	4,000	(2,000)
Total expenditures	<u>3,402,478</u>	<u>3,461,000</u>	<u>3,581,165</u>	<u>(120,165)</u>
Excess (deficiency) of revenues over (under) expenditures	<u>(1,188,478)</u>	<u>-</u>	<u>221,315</u>	<u>221,315</u>
OTHER FINANCING SOURCES (USES)				
Transfers in				
Loan proceeds	-	-	-	-
Transfers out				
Sale of fixed assets	-	-	-	-
Total other financing sources and uses	<u>-</u>	<u>-</u>	<u>-</u>	<u>-</u>
NET CHANGE IN FUND BALANCE	<u>(1,188,478)</u>	<u>-</u>	<u>221,315</u>	<u>221,315</u>
FUND BALANCES - BEGINNING	<u>2,978,814</u>	<u>2,978,814</u>	<u>2,978,814</u>	<u>-</u>
FUND BALANCES - ENDING	<u>\$ 1,790,336</u>	<u>\$ 2,978,814</u>	<u>\$ 3,200,129</u>	<u>\$ 221,315</u>

IBERVILLE PARISH COUNCIL

SCHEDULE 6

Plaquemine, Louisiana

Schedule of Revenues, Expenditures, and Changes in Fund Balance - Budget to Actual

TECH TRAINING ASSISTANCE/HEADSTART

For The Year Ended December 31, 2010

	Original	Final	Actual	Variance
REVENUES				
Taxes:				
Ad valorem	\$ -	\$ -	\$ -	-
Sales				
Franchise				
Alcoholic beverage				
Gaming				
Licenses and permits				
Intergovernmental:				
Federal	2,403,252	3,059,377	3,085,623	26,246
State				
Local	-	-	-	-
Charges for services				
Use of money and property				
Insurance fees				
Other revenues	-	-	3,203	3,203
In-Kind	573,919	573,919	548,882	(25,037)
Fines and forfeitures				
Drug forfeitures	-	-	-	-
Total revenues	<u>2,977,171</u>	<u>3,633,296</u>	<u>3,637,708</u>	<u>4,412</u>
EXPENDITURES				
Current:				
Housing assistance payments				
General government				
Public safety				
Public works				
Health and welfare				
Salaries and benefits	2,234,503	2,155,699	2,123,907	31,792
Other program and expenditures	431,517	408,329	522,578	(114,249)
Economic development				
Culture and recreation				
Debt service:				
Principal				
Interest				
Bond issuance costs				
Advance refunding escrow				
In-Kind	573,919	573,919	548,882	25,037
Capital outlay	-	865,000	830,092	34,908
Total expenditures	<u>3,239,939</u>	<u>4,002,947</u>	<u>4,025,459</u>	<u>(22,512)</u>
Excess (deficiency) of revenues over (under) expenditures	<u>(262,768)</u>	<u>(369,651)</u>	<u>(387,751)</u>	<u>(18,100)</u>
OTHER FINANCING SOURCES (USES)				
Transfers in	157,500	200,000	200,000	-
Loan proceeds				
Transfers out				
Sale of fixed assets	-	-	4,067	4,067
Total other financing sources and uses	<u>157,500</u>	<u>200,000</u>	<u>204,067</u>	<u>4,067</u>
NET CHANGE IN FUND BALANCE	<u>(105,268)</u>	<u>(169,651)</u>	<u>(183,684)</u>	<u>(14,033)</u>
FUND BALANCES - BEGINNING	<u>238,382</u>	<u>238,382</u>	<u>238,382</u>	<u>-</u>
FUND BALANCES - ENDING	<u>\$ 133,114</u>	<u>\$ 68,731</u>	<u>\$ 54,698</u>	<u>\$ (14,033)</u>

IBERVILLE PARISH COUNCIL

SCHEDULE 7

Plaquemine, Louisiana

Schedule of Revenues, Expenditures, and Changes in Fund Balance - Budget to Actual

SALES TAX BOND DEBT SERVICE FUND

For The Year Ended December 31, 2010

	Original	Final	Actual	Variance
REVENUES				
Taxes:				
Ad valorem	\$ -	\$ -	\$ -	-
Sales	1,707,590	1,705,400	1,705,400	-
Franchise				
Alcoholic beverage				
Gaming				
Licenses and permits				
Intergovernmental:				
Federal				
State				
Local				
Charges for services				
Use of money and property				-
Insurance fees				-
Other revenues				-
In-Kind				
Fines and forfeitures				
Drug forfeitures				
Total revenues	<u>1,707,590</u>	<u>1,705,400</u>	<u>1,705,400</u>	<u>-</u>
EXPENDITURES				
Current:				
Housing assistance payments				
General government				
Public safety				
Public works				
Salaries and benefits				
Other program expenditures				
Health and welfare				
Economic development				
Culture and recreation				
Debt service:				
Principal	906,606	906,606	805,000	(101,606)
Interest	743,919	744,103	845,709	101,606
Bond issuance costs				
Advance refunding escrow				
In-Kind				
Capital outlay				
Total expenditures	<u>1,650,525</u>	<u>1,650,709</u>	<u>1,650,709</u>	<u>-</u>
Excess (deficiency) of revenues over (under) expenditures	<u>57,065</u>	<u>54,691</u>	<u>54,691</u>	<u>-</u>
OTHER FINANCING SOURCES (USES)				
Transfers in				
Loan proceeds	-	-	-	-
Transfers out				
Sale of fixed assets				
Total other financing sources and uses	<u>-</u>	<u>-</u>	<u>-</u>	<u>-</u>
NET CHANGE IN FUND BALANCE	<u>57,065</u>	<u>54,691</u>	<u>54,691</u>	<u>-</u>
FUND BALANCES - BEGINNING	<u>1,349,719</u>	<u>1,349,719</u>	<u>1,349,719</u>	<u>-</u>
FUND BALANCES - ENDING	<u>\$ 1,406,784</u>	<u>\$ 1,404,410</u>	<u>\$ 1,404,410</u>	<u>\$ -</u>

**This page contains no
financial data.**

SPECIAL REVENUE FUNDS



Ferry

Plaquemine & St. Gabriel

NON-MAJOR SPECIAL REVENUE FUNDS

Special Revenue Funds account for the proceeds of specific revenue sources (other than special assessments, expendable trusts, or for major capital projects) that are legally restricted to expenditures for specific purposes.

Bayou Pigeon Fire Department Fund accounts for the operation of the volunteer fire department in the Bayou Pigeon area. Financing is provided by a state two percent fire insurance rebate program, a local grant and interest earnings.

Bayou Sorrel Fire Department Fund accounts for the operation of the volunteer fire department in the Bayou Sorrel area. Financing is provided by a state two percent fire insurance rebate program, a local grant and interest earnings.

Bayou Goula Fire Department Fund accounts for the operation of the volunteer fire department in the Bayou Goula area. Financing is provided by a state two percent fire insurance rebate program, a local grant and interest earnings.

Office of Emergency Preparedness Fund accounts for the public protection during emergencies. Financing is provided by pro-rata appropriations from municipalities within the parish, Parish Council and a federal matching grant for administrative costs from the Federal Emergency Management Agency.

Coroner's Office Fund is used to provide financial assistance to the Coroner's office.

Criminal Court Fund accounts for fines and forfeitures of the district courts of the Eighteenth Judicial District, but only for that portion from Iberville Parish. Activities of the parishes of West Baton Rouge and Pointe Coupee are included in their respective reports. Expenditures are made from the fund on the motion of the District Attorney and approval of the District Judges.

Visitor's Enterprise Fund accounts for state funding dedicated to tourism in Iberville Parish.

NONMAJOR SPECIAL REVENUE FUNDS

(Continued)

President's Council on Drug Abuse Fund provides for the operations of the substance abuse clinic which provides counseling for parish residents. Financing is provided by grants and transfers from the General Fund.

East Side Fire District No. 1 Fund accounts for the operations of the volunteer fire department in the eastern portion of the parish. Financing is provided by ad valorem taxes, the state two percent fire insurance rebate program, a local grant and interest earnings.

White Castle Fire Department Fund accounts for the operation of the volunteer fire department in the White Castle area. Financing is provided by a local grant and interest earnings.

Parish Transportation Fund accounts for the maintenance of all parish roads. Major financing is provided by the State of Louisiana Parish Transportation Fund and interest earnings.

Bayou Blue Fire District No. 2 Fund accounts for the operations of the volunteer fire department in portions of Ward 7 of the parish. Major financing is provided by ad valorem taxes, a local grant and interest earnings.

Child Care Food Fund program accounts for federal funds received to initiate, maintain, or expand non-profit food service programs for children and other eligible people in non-residential child care or adult day institutions.

Office of Community Services Fund accounts for the local funding of federal programs made available to qualifying low income persons in various areas of the parish.

NONMAJOR SPECIAL REVENUE FUNDS

(Continued)

Community Services Block Grant Fund program accounts for federal funds that are used to reduce the causes and consequences of poverty within a community.

USDA Commodities Fund (The Temporary Emergency Food Assistance) program accounts for federal funds that are used to provide surplus commodities to low-income households.

Community Service Utility Activity Fund (Low Income Home Energy Assistance Fund) program accounts for federal funds that are used to help low-income people meet the costs of home energy.

911 Telephone Assistance Fund accounts for the 911 telephone enhancement project. Major financing is provided by user fees assessed on residential telephone service

F.E.M.A. Utility Assistance Fund accounts for federal funds used to provide assistance in the case of an emergency.

Section 8 Housing Fund (the Lower-Income Housing Assistance Program) accounts for federal funds that are used to help low-income families obtain decent, safe, and sanitary housing through a system of rental subsidies.

Disaster Relief Fund accounts for monetary donations following hurricane Katrina and Rita for emergency disaster relief. This fund is used to purchase food, medication and transportation, as well as any other emergency needs that may rise from any future disasters. This fund was used during 2008 to purchase basic needs such as ice and water following Hurricane Gustav. We expect 90% of the expenditures in this fund to be reimbursed by FEMA.

18th JDC Drug Court Fund accounts for operations of Eighteenth Judicial District Drug Court Funds to encourage abstinence and law-abiding behavior and reduce the recidivism of drug/alcohol offenders. This program is funded primarily by the Louisiana Supreme Court, but also receives funds from charges for services.

**This page contains no
financial data.**

IBERVILLE PARISH COUNCIL
 Plaquemine, Louisiana
 Combined Balance Sheet
NON-MAJOR SPECIAL REVENUE FUNDS
 December 31, 2010

SCHEDULE 8

	<u>Bayou Pigeon Fire Department Fund</u>	<u>Bayou Sorrel Fire Department Fund</u>	<u>Bayou Goula Fire Department Fund</u>	<u>Office of Emergency Preparedness Fund</u>	<u>Coroner's Office Fund</u>	<u>Criminal Court Fund</u>
ASSETS						
Cash and cash equivalents	\$ 317,840	\$ 256,020	\$ 35,272	\$ 274,988	\$ 26,456	\$ 169,577
Receivables (net of allowances)				28,892	20,562	56,933
Due from other funds						
Other assets	<u>6,907</u>	<u>4,975</u>	<u>4,486</u>	<u>512</u>	<u>404</u>	<u>248</u>
TOTAL ASSETS	<u>\$ 324,747</u>	<u>\$ 260,995</u>	<u>\$ 39,758</u>	<u>\$ 304,392</u>	<u>\$ 47,422</u>	<u>\$ 226,758</u>
LIABILITIES AND FUND EQUITY						
Liabilities:						
Accounts payable	\$ 1,253	\$ 17,971	\$ 8,419	\$ 8,106	\$ 3,880	\$ 56,177
Due to other funds						
Deferred revenues						
Bank overdraft						
Other payables	<u>-</u>	<u>-</u>	<u>-</u>	<u>-</u>	<u>60</u>	<u>2,457</u>
Total liabilities	<u>1,253</u>	<u>17,971</u>	<u>8,419</u>	<u>8,106</u>	<u>3,940</u>	<u>58,634</u>
Fund equity - fund balances - (deficit) - unreserved - undesignated	<u>323,494</u>	<u>243,024</u>	<u>31,339</u>	<u>296,286</u>	<u>43,482</u>	<u>168,124</u>
TOTAL LIABILITIES AND FUND EQUITY	<u>\$ 324,747</u>	<u>\$ 260,995</u>	<u>\$ 39,758</u>	<u>\$ 304,392</u>	<u>\$ 47,422</u>	<u>\$ 226,758</u>

Continued on next page

IBERVILLE PARISH COUNCIL
Plaquemine, Louisiana
Combined Balance Sheet
NON-MAJOR SPECIAL REVENUE FUNDS
December 31, 2010

SCHEDULE 8

	<u>Visitor Enterprise Fund</u>	<u>President's Council On Drug Abuse Fund</u>	<u>East Side Fire District Number 1 Fund</u>	<u>White Castle Fire Department Fund</u>	<u>Parish Transportation Fund</u>	<u>Bayou Blue Fire District Number 2 Fund</u>
ASSETS						
Cash and cash equivalents	\$ 121,169	\$ 110,380	\$ 248,287	\$ 4,167	\$ 229,562	\$ 301,103
Receivables (net of allowances)	5,786	46,740	109,067		59,617	45,520
Due from other funds						
Other assets	<u>2,862</u>	<u>543</u>	<u>20,399</u>	<u>4,243</u>	<u>-</u>	<u>10,577</u>
TOTAL ASSETS	\$ 129,817	\$ 157,663	\$ 377,753	\$ 8,410	\$ 289,179	\$ 357,200
LIABILITIES AND FUND EQUITY						
<i>Liabilities:</i>						
Accounts payable	\$ 17,968	\$ 11,846	\$ 8,628	\$ 8,410	\$ 1,056	\$ 11,983
Due to other funds						
Deferred revenues						
Bank overdraft						
Other payables	<u>4,999</u>	<u>48</u>	<u>3,612</u>	<u>-</u>	<u>-</u>	<u>1,577</u>
Total liabilities	<u>22,967</u>	<u>11,894</u>	<u>12,240</u>	<u>8,410</u>	<u>1,056</u>	<u>13,560</u>
Fund equity - fund balances - (deficit) - unreserved - undesignated	<u>106,850</u>	<u>145,769</u>	<u>365,513</u>	<u>-</u>	<u>288,123</u>	<u>343,640</u>
TOTAL LIABILITIES AND FUND EQUITY	\$ 129,817	\$ 157,663	\$ 377,753	\$ 8,410	\$ 289,179	\$ 357,200

Continued on next page

IBERVILLE PARISH COUNCIL
Plaquemine, Louisiana
Combined Balance Sheet
NON-MAJOR SPECIAL REVENUE FUNDS
December 31, 2010

SCHEDULE 8

	<u>Child Care Food Program Fund</u>	<u>Office of Community Services Fund</u>	<u>Community Services Block Grant Fund</u>	<u>Commodity Program Fund</u>	<u>Community Services Utility Activity Fund</u>	<u>E911 Fund</u>
ASSETS						
Cash and cash equivalents		\$ 52,910	\$ -	\$ 28,526	\$ 9	\$ 201,919
Receivables (net of allowances)	36,675		15,755			48,862
Due from other funds						
Other assets	-	2,067	-	-	-	14,305
TOTAL ASSETS	\$ 36,675	\$ 54,977	\$ 15,755	\$ 28,526	\$ 9	\$ 265,086
LIABILITIES AND FUND EQUITY						
Liabilities:						
Accounts payable	\$ 26,508	\$ 15,904	\$ -	\$ 6,853	\$ -	\$ 24,419
Due to other funds						
Deferred revenues						
Bank overdraft	760		10,953			
Other payables	8	1	1	-	-	19,311
Total liabilities	27,276	15,905	10,954	6,853	-	43,730
Fund equity - fund balances - (deficit) - unreserved - undesignated	9,399	39,072	4,801	21,673	9	221,356
TOTAL LIABILITIES AND FUND EQUITY	\$ 36,675	\$ 54,977	\$ 15,755	\$ 28,526	\$ 9	\$ 265,086

Continued on next page

IBERVILLE PARISH COUNCIL
Plaquemine, Louisiana
Combined Balance Sheet
NON-MAJOR SPECIAL REVENUE FUNDS
December 31, 2010

SCHEDULE 8

	<u>FEMA Utility Assistance Fund</u>	<u>Section 8 Housing Fund</u>	<u>Disaster Relief Fund</u>	<u>18 JDC Drug Court</u>	<u>NON-MAJOR Total Special Revenue Funds</u>
ASSETS					
Cash and cash equivalents	\$ -	\$ 15,998	\$ 79,663	\$ 68,213	\$ 2,542,059
Receivables (net of allowances)	171			13,548	488,128
Due from other funds					-
Other assets	-	-	-	480	73,008
TOTAL ASSETS	\$ 171	\$ 15,998	\$ 79,663	\$ 82,241	\$ 3,103,195
LIABILITIES AND FUND EQUITY					
Liabilities:					
Accounts payable	\$ -	\$ -	\$ -	\$ 114	\$ 229,495
Due to other funds					-
Deferred revenues					-
Bank overdraft	121				11,834
Other payables	-	-	-	3,020	35,094
Total liabilities	121	-	-	3,134	276,423
Fund equity - fund balances - (deficit) - unreserved - undesignated	50	15,998	79,663	79,107	2,826,772
TOTAL LIABILITIES AND FUND EQUITY	\$ 171	\$ 15,998	\$ 79,663	\$ 82,241	\$ 3,103,195

Concluded

IBERVILLE PARISH COUNCIL

SCHEDULE 9

Plaquemine, LA

Combining Schedule of Revenues, Expenditures, and Changes in Fund Balance

NON-MAJOR SPECIAL REVENUE FUNDS

For the Year Ended

December 31, 2010

	Bayou Pigeon Fire Department Fund	Bayou Sorrel Fire Department Fund	Bayou Goula Fire Department Fund	Office of Emergency Preparedness Fund	Coroner's Office Fund	Criminal Court Fund
REVENUES						
Taxes						
Ad valorem	\$ -	\$ -	\$ -	\$ -	\$ -	\$ -
Sale and use						
Intergovernmental revenues:						
Federal						
State	3,514	5,141	4,135	227,945		
Local						
Fines and forfeitures					3,660	920,036
Charges for services					83,059	
Use of money and property	1,645	1,223	200		59	1,077
Other revenues	6			2,920	10,351	270
In kind	-	-	-	-	-	-
Total revenues	5,165	6,364	4,335	230,865	97,129	921,383
EXPENDITURES						
Current:						
Housing assistance payments						
General government						525,417
Public safety	40,382	29,687	152,870	181,238	282,704	289,968
Public works						
Health and welfare						
Culture and recreation						
Economic development						
Other expenditures						
Capital outlay	1,035	15,038		16,617	1,569	63,156
Debt service						
Principal	21,864	-	-	-	-	-
Interest	352	-	-	-	-	-
Total expenditures	63,633	44,725	152,870	197,855	284,273	878,541
EXCESS (DEFICIENCY) OF REVENUES OVER EXPENDITURES	(58,468)	(38,361)	(148,535)	33,010	(187,144)	42,842
OTHER FINANCING SOURCES (USES)						
Operating transfers in	148,554	149,033	148,553	-	200,000	
Sale of Assets						4
Loan proceeds						
Operating transfers out	-	-	-	-	-	-
Total other financing sources (uses)	148,554	149,033	148,553	-	200,000	4
EXCESS (DEFICIENCY) OF REVENUES AND OTHER SOURCES OVER EXPENDITURES	90,086	110,672	18	33,010	12,856	42,846
FUND BALANCES (DEFICIT) AT BEGINNING OF YEAR	233,408	132,352	31,321	263,276	30,626	125,278
FUND BALANCE (DEFICIT) AT THE END OF YEAR	\$ 323,494	\$ 243,024	\$ 31,339	\$ 296,286	\$ 43,482	\$ 168,124

Continued on next page

IBERVILLE PARISH COUNCIL

Plaquemine, LA

SCHEDULE 9

Combining Schedule of Revenues, Expenditures, and Changes in Fund Balance
 NON-MAJOR SPECIAL REVENUE FUNDS
 For the Year Ended
 December 31, 2010

	Visitor Enterprise Fund	President's Council On Drug Abuse Fund	East Side Fire District Number 1 Fund	White Castle Fire Department Fund	Parish Transportation Fund	Bayou Blue Fire District Number 2 Fund
REVENUES						
Taxes						
Ad valorem	\$ -	\$ -	\$ 113,082	\$ -	\$ -	\$ 50,177
Sale and use	41,171					
Intergovernmental revenues:						
Federal		108,365				
State	5,685		11,423	15,251	341,779	24,627
Local						
Fines and forfeitures		75,280				
Charges for services		3,600	12,500			
Use of money and property			1,740		2,186	1,702
Other revenues			13			
In kind	-	-	-	-	-	-
Total revenues	<u>46,856</u>	<u>187,245</u>	<u>138,758</u>	<u>15,251</u>	<u>343,965</u>	<u>76,506</u>
EXPENDITURES						
Current:						
Housing assistance payments						
General government						
Public safety			135,134	171,802		61,594
Public works					227,539	
Health and welfare		313,622				
Culture and recreation	285,631					
Economic development						
Other expenditures						
Capital outlay	1,380		42,907		298,788	60,521
Debt service						
Principal			24,791			68,699
Interest			6,451			6,152
Total expenditures	<u>287,011</u>	<u>313,622</u>	<u>209,283</u>	<u>171,802</u>	<u>526,327</u>	<u>196,966</u>
EXCESS (DEFICIENCY) OF REVENUES OVER EXPENDITURES	<u>(240,155)</u>	<u>(126,377)</u>	<u>(70,525)</u>	<u>(156,551)</u>	<u>(182,362)</u>	<u>(120,460)</u>
OTHER FINANCING SOURCES (USES)						
Operating transfers in	250,000	76,500	158,553	156,551		157,752
Sale of Assets		4				5,109
Loan proceeds						
Operating transfers out	-	-	-	-	-	-
Total other financing sources (use#)	<u>250,000</u>	<u>76,504</u>	<u>158,553</u>	<u>156,551</u>	<u>-</u>	<u>162,861</u>
EXCESS (DEFICIENCY) OF REVENUES AND OTHER SOURCES OVER EXPENDITURES	<u>9,845</u>	<u>(49,873)</u>	<u>88,028</u>	<u>-</u>	<u>(182,362)</u>	<u>42,401</u>
FUND BALANCES (DEFICIT) AT BEGINNING OF YEAR	<u>97,005</u>	<u>195,642</u>	<u>277,485</u>	<u>-</u>	<u>470,485</u>	<u>301,239</u>
FUND BALANCE (DEFICIT) AT THE END OF YEAR	<u>\$ 106,850</u>	<u>\$ 145,769</u>	<u>\$ 365,513</u>	<u>\$ -</u>	<u>\$ 288,123</u>	<u>\$ 343,640</u>

Continued on next page

IBERVILLE PARISH COUNCIL

Plaquemine, LA

SCHEDULE 9

Combining Schedule of Revenues, Expenditures, and Changes in Fund Balance
NON-MAJOR SPECIAL REVENUE FUNDS
 For the Year Ended
 December 31, 2010

	Child Care Food Program Fund	Office of Community Services Fund	Community Services Block Grant Fund	Commodity Program Fund	Community Services Utility Activity Fund	E911 Fund
REVENUES						
Taxes						
Ad valorem	\$ -	\$ -	\$ -	\$ -	\$ -	\$ -
Sale and use						300,000
Intergovernmental revenues:						
Federal	241,561		351,859		382,981	
State						
Local						
Fines and forfeitures						
Charges for services		1,554				341,127
Use of money and property						
Other revenues		481				15,020
In kind						
Total revenues	<u>241,561</u>	<u>2,035</u>	<u>351,859</u>	<u>-</u>	<u>382,981</u>	<u>656,147</u>
EXPENDITURES						
Current:						
Housing assistance payments						
General government						
Public safety						664,004
Public works						
Health and welfare	343,015	281,054	311,587	22,893	356,135	
Culture and recreation						
Economic development						
Other expenditures						
Capital outlay		1,238				13,434
Debt service						
Principal						
Interest						
Total expenditures	<u>343,015</u>	<u>282,292</u>	<u>311,587</u>	<u>22,893</u>	<u>356,135</u>	<u>677,438</u>
EXCESS (DEFICIENCY) OF REVENUES OVER EXPENDITURES	<u>(101,454)</u>	<u>(280,257)</u>	<u>40,272</u>	<u>(22,893)</u>	<u>26,846</u>	<u>(21,291)</u>
OTHER FINANCING SOURCES (USES)						
Operating transfers in	101,454	243,529		18,000		
Sale of Assets						60
Loan proceeds						
Operating transfers out			(40,272)		(28,258)	
Total other financing sources (uses)	<u>101,454</u>	<u>243,529</u>	<u>(40,272)</u>	<u>18,000</u>	<u>(28,258)</u>	<u>60</u>
EXCESS (DEFICIENCY) OF REVENUES AND OTHER SOURCES OVER EXPENDITURES	<u>-</u>	<u>(36,728)</u>	<u>-</u>	<u>(4,893)</u>	<u>(1,412)</u>	<u>(21,231)</u>
FUND BALANCES (DEFICIT) AT BEGINNING OF YEAR	<u>9,399</u>	<u>75,800</u>	<u>4,801</u>	<u>26,566</u>	<u>1,421</u>	<u>242,587</u>
FUND BALANCE (DEFICIT) AT THE END OF YEAR	<u>\$ 9,399</u>	<u>\$ 39,072</u>	<u>\$ 4,801</u>	<u>\$ 21,673</u>	<u>\$ 9</u>	<u>\$ 221,356</u>

Continued on next page

IBERVILLE PARISH COUNCIL
 Plaquemine, LA
 Combining Schedule of Revenues, Expenditures, and Changes in Fund Balance
NON-MAJOR SPECIAL REVENUE FUNDS
 For the Year Ended
 December 31, 2010

SCHEDULE 9

	FEMA Utility Assistance Fund	Section 8 Housing Fund	Disaster Relief Fund	18th JDC Drug Court	NON-MAJOR Total Special Revenue
REVENUES					
Taxes					
Ad valorem	\$ -	\$ -	\$ -	\$ -	163,259
Sale and use					341,171
Intergovernmental revenues:					-
Federal	17,031	111,415			1,213,212
State				98,729	738,229
Local					-
Fines and forfeitures					998,976
Charges for services				26,609	468,449
Use of money and property					9,832
Other revenues				81,874	110,935
In kind	-	-	-	-	-
Total revenues	<u>17,031</u>	<u>111,415</u>	<u>-</u>	<u>207,212</u>	<u>4,044,063</u>
EXPENDITURES					
Current:					
Housing assistance payments					-
General government				188,798	714,215
Public safety					2,009,383
Public works					227,539
Health and welfare	17,413	130,512			1,776,231
Culture and recreation					285,631
Economic development					-
Other expenditures					-
Capital outlay					515,683
Debt service					-
Principal					115,354
Interest					12,955
Total expenditures	<u>17,413</u>	<u>130,512</u>	<u>-</u>	<u>188,798</u>	<u>5,656,991</u>
EXCESS (DEFICIENCY) OF REVENUES OVER EXPENDITURES	<u>(382)</u>	<u>(19,097)</u>	<u>-</u>	<u>18,414</u>	<u>(1,612,928)</u>
OTHER FINANCING SOURCES (USES)					
Operating transfers in					1,808,479
Sale of Assets				4	5,181
Loan proceeds					-
Operating transfers out					(68,530)
Total other financing sources (uses)	<u>-</u>	<u>-</u>	<u>-</u>	<u>4</u>	<u>1,745,130</u>
EXCESS (DEFICIENCY) OF REVENUES AND OTHER SOURCES OVER EXPENDITURES	<u>(382)</u>	<u>(19,097)</u>	<u>-</u>	<u>18,418</u>	<u>132,202</u>
FUND BALANCES (DEFICIT) AT BEGINNING OF YEAR	<u>432</u>	<u>35,095</u>	<u>79,663</u>	<u>60,689</u>	<u>2,694,570</u>
FUND BALANCE (DEFICIT) AT THE END OF YEAR	<u>\$ 50</u>	<u>\$ 15,998</u>	<u>\$ 79,663</u>	<u>\$ 79,107</u>	<u>\$ 2,826,772</u>

Concluded

DEBT SERVICE FUNDS



Jack Miller's Boat Landing

Plaquemine

NON-MAJOR DEBT SERVICE FUNDS

Sales Tax Bond Reserve Fund accounts for bond reserve requirements in to relation to the \$12,000,000 sales tax revenue bonds issued in February of 2007.

Road Project Debt Service Fund accounts for the debt serviced in relation to the \$1,800,000 certificate of indebtedness issued to provide the 2005 road program. This Fund will also be used to service future debt issued in relation to road rehabilitation.

**This page contains no
financial data.**

IBERVILLE PARISH COUNCIL
Plaquemine, Louisiana
Balance Sheet
NONMAJOR DEBT SERVICE FUNDS
December 31, 2010

SCHEDULE 10

	Sales Tax Bond Reserve Fund	Road Project Debt Service Fund	NON-MAJOR Total Debt Service Funds
ASSETS			
Cash and cash equivalents	\$ 885,220	\$ 209,250	\$ 1,094,470
Cash with paying agents			
Receivables	-	-	-
Prepaid	-	-	-
TOTAL ASSETS	\$ 885,220	\$ 209,250	\$ 1,094,470
 LIABILITIES AND FUND EQUITY			
Liabilities:			
Accounts payable	\$ -	\$ -	\$ -
Matured bonds and interest payable	-	-	-
Total liabilities	-	-	-
 Fund equity - fund balances -			
Reserved for debt service	885,220	209,250	1,094,470
Total fund equity	885,220	209,250	1,094,470
 TOTAL LIABILITIES AND FUND EQUITY	 \$ 885,220	 \$ 209,250	 \$ 1,094,470

IBERVILLE PARISH COUNCIL

SCHEDULE 11

Plaquemine, Louisiana

Schedule of Revenues, Expenditures, and Changes in Fund Balances


NONMAJOR DEBT SERVICE FUNDS

For the Year Ended

December 31, 2010

	Sales Tax Bond Reserve Fund	Road Project Debt Service Fund	NON-MAJOR Total Debt Service Funds
REVENUES			
Sales Tax	\$ -	\$ -	\$ -
Use of money and property	3,331	-	3,331
Other revenues	-	-	-
Total revenues	<u>3,331</u>	<u>-</u>	<u>3,331</u>
EXPENDITURES			
General Government			-
Debt service:			
Principal retirement	-	300,000	300,000
Interest and bank charges	-	26,250	26,250
Total expenditures	<u>-</u>	<u>326,250</u>	<u>326,250</u>
EXCESS (DEFICIENCY) OF REVENUES OVER EXPENDITURES	<u>3,331</u>	<u>(326,250)</u>	<u>(322,919)</u>
OTHER FINANCING SOURCES (USES)			
Bond proceeds (net)			-
Operating transfers in	-	317,500	317,500
Operating transfers out	(200,000)	-	(200,000)
Total other financing sources (uses)	<u>(200,000)</u>	<u>317,500</u>	<u>117,500</u>
EXCESS (DEFICIENCY) OF REVENUES AND OTHER SOURCES OVER EXPENDITURES AND OTHER USES	<u>(196,669)</u>	<u>(8,750)</u>	<u>(205,419)</u>
FUND BALANCES AT BEGINNING OF YEAR	<u>1,081,889</u>	<u>218,000</u>	<u>1,299,889</u>
FUND BALANCES AT END OF YEAR	<u>\$ 885,220</u>	<u>\$ 209,250</u>	<u>\$ 1,094,470</u>

CAPITAL PROJECT FUNDS



Future North Iberville Community Center

Rosedale

NON-MAJOR CAPITAL PROJECT FUNDS

Road Construction is used to account for major road improvement programs with the non-municipal limits of Iberville Parish. The final portion of the 2009 road rehabilitation program was completed in 2010.

Louisiana Community Development Block Grant (LCDBG) Sewer Fund used to account for the construction cost of the sewerage projects throughout the Parish. Major financing for these projects is provided by federal grant revenue.

Louisiana Recovery Authority used to account for all capital construction funds granted through the Louisiana Recovery Authority to Hurricane Gustav recovery. Iberville Parish was granted 44 million dollars for infrastructure repair and housing rehabilitation.

Gisclair Rd. Drainage Project used to account for all capital construction funds granted by the State of Louisiana for the improvement of Drainage along Gisclair Road.

Iberville Welcome Center Fund used to account for construction cost of the Iberville Welcome Center to be located in Grosse Tete. Financing for this project is provided through a joint effort of the Louisiana Department of Natural Resources and Iberville Parish Council.

Industrial Park Fund used to account for future construction of infrastructure throughout a 100 acre industrial park donated to Iberville Parish by Dow Chemical Company. Capital improvements are financed through the sale of property.

North Iberville Community Center Fund used to account for the construction cost of the North Iberville Community Center to be located in the northern part of Iberville Parish. Financing for this project is provided by the Louisiana Division of Administration through appropriations and Louisiana House Bills 1 & 2.

**This page contains no
financial data.**

IBERVILLE PARISH COUNCIL
 Plaquemine, Louisiana
 Combined Balance Sheet
 NON-MAJOR CAPITAL PROJECT FUNDS
 December 31, 2010

SCHEDULE 12

	Road Construction	LCDBG Sewerage Project	Louisiana Recovery Authority	Gisclair Rd. Drainage Project	Iberville Welcome Center	Industrial Park	North Iberville Community Center	Total Non-Major Capital Project Funds
ASSETS								
Cash and cash equivalents	\$ -	\$ 231,377	\$ 65,961	\$ 4,773	\$ -	\$ 110,000	\$ 52,081	\$ 464,192
Due from other funds								
Receivables	-	-	-	-	-	-	-	-
TOTAL ASSETS	\$ -	\$ 231,377	\$ 65,961	\$ 4,773	\$ -	\$ 110,000	\$ 52,081	\$ 464,192
LIABILITIES AND FUND EQUITY								
<i>Liabilities:</i>								
Accounts payable	\$ -	\$ 25,346	\$ 2,181	\$ -	\$ -	\$ -	\$ 10,820	\$ 38,347
Total liabilities	-	25,346	2,181	-	-	-	10,820	38,347
Fund equity - fund balances - undesignated - unreserved	-	206,031	63,780	4,773	-	110,000	41,261	425,845
Total fund equity	-	206,031	63,780	4,773	-	110,000	41,261	425,845
TOTAL LIABILITIES AND FUND EQUITY	\$ -	\$ 231,377	\$ 65,961	\$ 4,773	\$ -	\$ 110,000	\$ 52,081	\$ 464,192

IBERVILLE PARISH COUNCIL

SCHEDULE 13

Plaquemine, Louisiana


Combined Schedule of Revenues, Expenditures, and Changes in Fund Balance

NON-MAJOR CAPITAL PROJECT FUNDS

For the Year Ended December 31, 2010

	Road Construction	LCDBG Sewerage Project	Louisiana Recovery Authority	Gisclair Rd. Drainage Project	Iberville Welcome Center	Industrial Park	North Iberville Community Center	Total Non-major Capital Project Funds
REVENUES								
Sales and use tax	\$ -	\$ -	\$ -	\$ -	\$ -	\$ -	\$ -	\$ -
Federal grants			208,750					208,750
State grants					16,250		83,008	99,258
Local grants								-
Use of money and property	1,501						505	2,006
Other revenue			40,780				456	41,236
Total revenues	<u>1,501</u>	<u>-</u>	<u>249,530</u>	<u>-</u>	<u>16,250</u>	<u>-</u>	<u>83,969</u>	<u>351,250</u>
EXPENDITURES								
Miscellaneous expenditures								
Capital outlay	837,637	73,131	392,980	105,462	421,655	-	180,988	2,011,853
Total expenditures	<u>837,637</u>	<u>73,131</u>	<u>392,980</u>	<u>105,462</u>	<u>421,655</u>	<u>-</u>	<u>180,988</u>	<u>2,011,853</u>
EXCESS (DEFICIENCY) OF REVENUES OVER EXPENDITURES								
	<u>(836,136)</u>	<u>(73,131)</u>	<u>(143,450)</u>	<u>(105,462)</u>	<u>(405,405)</u>	<u>-</u>	<u>(97,019)</u>	<u>(1,660,603)</u>
OTHER FINANCING SOURCES (USES)								
Operating transfers in	634,394	250,000	150,000	71,000	372,126		50,000	1,527,520
Loan Proceeds								-
Operating transfers out					(16,250)			(16,250)
Total other financing sources (uses)	<u>634,394</u>	<u>250,000</u>	<u>150,000</u>	<u>71,000</u>	<u>355,876</u>	<u>-</u>	<u>50,000</u>	<u>1,511,270</u>
EXCESS (DEFICIENCY) OF REVENUES OVER EXPENDITURES AND OTHER USES								
	<u>(201,742)</u>	<u>176,869</u>	<u>6,550</u>	<u>(34,462)</u>	<u>(49,529)</u>	<u>-</u>	<u>(47,019)</u>	<u>(149,333)</u>
FUND BALANCES AT BEGINNING OF YEAR								
	<u>201,742</u>	<u>29,162</u>	<u>57,230</u>	<u>39,235</u>	<u>49,529</u>	<u>110,000</u>	<u>88,280</u>	<u>575,178</u>
FUND BALANCES AT END OF YEAR								
	<u>\$ -</u>	<u>\$ 206,031</u>	<u>\$ 63,780</u>	<u>\$ 4,773</u>	<u>\$ -</u>	<u>\$ 110,000</u>	<u>\$ 41,261</u>	<u>\$ 425,845</u>

AGENCY FUNDS



Bayou Sorrel Locks

Bayou Sorrel

AGENCY FUNDS

Iberville Parish Sales Tax Fund responsible for collecting and distributing all of Iberville's sales tax. The agencies that these taxes are distributed to include, but are not limited to the Iberville Parish School Board, Iberville Parish Sheriff, Iberville Parish Council, City of Plaquemine, City of St. Gabriel, Town of White Castle, Town of Maringouin, Village of Rosedale and Village of Grosse Tete.

**This page contains no
financial data.**

IBERVILLE PARISH COUNCIL
Plaquemine, Louisiana
Combined Balance Sheet
FIDUCIARY FUNDS -AGENCY FUND
December 31, 2010

Schedule 14


	Sales Tax Agency Fund
ASSETS	
Cash and cash equivalents	\$ 6,630,009
Receivables	343,695
TOTAL ASSETS	<u>\$ 6,973,704</u>
LIABILITIES AND FUND EQUITY	
Liabilities:	
Sales taxes payable	\$ 6,790,150
Other payables	183,554
Total liabilities	<u>6,973,704</u>
Fund equity - fund balances - undesignated - unreserved	<u>-</u>
Total fund equity	<u>-</u>
TOTAL LIABILITIES AND FUND EQUITY	<u>\$ 6,973,704</u>

IBERVILLE PARISH COUNCIL
Plaquemine, Louisiana
Combined Statement of Changes in Assets and Liabilities
FIDUCIARY FUNDS - AGENCY FUNDS
Year Ended December 31, 2010

Schedule 15

	<u>Sales Tax</u>
ASSETS	
Cash, Balance December 31, 2009	\$ 3,482,214
Additions	55,763,648
Deletions	<u>(52,615,853)</u>
Cash Balance December 31, 2010	<u>6,630,009</u>
Receivables	<u>343,695</u>
TOTAL ASSETS DECEMBER 31, 2010	<u>\$ 6,973,704</u>
 LIABILITIES	
Due to other funds, December 31, 2009	\$ 3,561,538
Additions	55,763,648
Deletions	<u>(52,535,036)</u>
Due to other funds, December 31, 2010	<u>6,790,150</u>
Other payables	183,554
TOTAL LIABILITIES DECEMBER 31, 2010	<u>\$ 6,973,704</u>

PROPRIETARY FUNDS



Water District No. 3

Plaquemine

PROPRIETARY FUNDS

Utility Department Enterprise Fund accounts for operations in relation to the sale and service of natural gas and water.

Iberville Sewer Enterprise Fund accounts for operations in relation to the sale and service of sewer.

**This page contains no
financial data.**

IBERVILLE PARISH COUNCIL
Plaquemine, Louisiana
Schedule of Net Assets
PRIMARY GOVERNMENT PROPRIETARY FUNDS
December 31, 2010

SCHEDULE 16

	<u>Iberville Utility Department</u>	<u>Iberville Sewer</u>	<u>Total Primary Government</u>
ASSETS			
Current Assets:			
Cash and cash equivalents	\$ 1,541,189	\$ -	\$ 1,541,189
Prepaid expenses	51,056		51,056
Accounts receivable (net of allowance for uncollectibles)	560,508	27,586	588,094
Inventory	13,763		13,763
Other assets	283,326	-	283,326
Total current assets	2,449,842	27,586	2,477,428
Restricted assets			
Customer Deposits	199,261	-	199,261
Total restricted assets	199,261	-	199,261
Noncurrent assets			
Capital assets			
Land	324	-	324
Building			
Improvements other than building	6,162,151	611,163	6,773,314
Machinery and equipment	1,304,683	9,254	1,313,937
Construction in progress			
Less accumulated depreciation	(4,029,345)	(204,590)	(4,233,935)
Total capital assets (net of accumulated depreciation)	3,437,813	415,827	3,853,640
Total noncurrent assets	3,437,813	415,827	3,853,640
TOTAL ASSETS	\$ 6,086,916	\$ 443,413	\$ 6,530,329

IBERVILLE PARISH COUNCIL
Plaquemine, Louisiana
Schedule of Net Assets
PRIMARY GOVERNMENT PROPRIETARY FUNDS
December 31, 2010

SCHEDULE 16

	<u>Iberville Utility Department</u>	<u>Iberville Sewer</u>	<u>Total Primary Government</u>
LIABILITIES			
Current liabilities:			
Accounts payable	\$ 385,194	\$ 12,219	\$ 397,413
Other payables	95,023	130,708	225,731
Compensated absences			
Bank overdraft		254,901	254,901
Deferred revenue			
Matured bonds payable			
Matured interest payable			
Accrued interest payable			
General obligation bonds - current			
Capital leases payable - current	-	-	-
Total current liabilities	480,217	397,828	878,045
Current liabilities payable from restricted assets:			
Customer deposits payable	199,261	-	199,261
Revenue bonds payable		-	-
Capital lease Payable			
Accrued interest payable			
Other	-	10,000	10,000
Total current liabilities payable from restricted assets	199,261	10,000	209,261
Total current liabilities	679,478	407,828	1,087,306
Noncurrent liabilities			
General obligation bonds payable			
Revenue bonds payable			
Due in more than one year			
Advances from other funds	-	-	-
Total noncurrent liabilities	-	-	-
TOTAL LIABILITIES	679,478	407,828	1,087,306
NET ASSETS			
Invested in capital assets, net of related debt	3,437,813	415,827	3,853,640
Restricted for debt service			
Restricted for capital improvements			
Unrestricted	1,969,625	(380,242)	1,589,383
TOTAL NET ASSETS	\$ 5,407,438	\$ 35,585	\$ 5,443,023

IBERVILLE PARISH COUNCIL
Plaquemine, Louisiana
Combined Schedule of Revenues, Expenses and Changes in Net Assets
PROPRIETARY FUND - PRIMARY GOVERNMENT ENTERPRISE FUNDS
For the Year Ended December 31, 2010

	<u>Iberville Utility Department</u>	<u>Iberville Sewer</u>	<u>Total Governmental Enterprise Funds</u>
OPERATING REVENUES:			
Charges for services	\$ 3,108,655	\$ 178,790	\$ 3,287,445
Other revenue	498,095	-	498,095
Total operating revenues	<u>3,606,750</u>	<u>178,790</u>	<u>3,785,540</u>
OPERATING EXPENSES:			
Purchase for resale	1,613,887		1,613,887
Salaries and wages	828,352	37,791	866,143
Depreciation and amortization	186,205	23,878	210,083
Contractual services	59,633		59,633
Repairs and maintenance	40,377		40,377
Materials and supplies	238,059	166,755	404,814
Other	158,884	1,416	160,300
Total operating expenses	<u>3,125,397</u>	<u>229,840</u>	<u>3,355,237</u>
OPERATING INCOME (LOSS)	<u>481,353</u>	<u>(51,050)</u>	<u>430,303</u>
NONOPERATING REVENUES (EXPENSES):			
Ad valorem taxes			
Interest earnings	4,769		4,769
Interest expense	-		-
Other - <i>intergovernmental</i>	-	-	-
Total nonoperating revenues (expenses)	<u>4,769</u>	<u>-</u>	<u>4,769</u>
Income before contributed capital and operating transfers	<u>486,122</u>	<u>(51,050)</u>	<u>435,072</u>
Contributed capital	<u>150,312</u>	<u>-</u>	<u>150,312</u>
TRANSFERS TO OTHER FUNDS			
Operating transfers in	-	-	-
Operating transfers out	-	-	-
	<u>-</u>	<u>-</u>	<u>-</u>
NET INCOME (LOSS)	<u>636,434</u>	<u>(51,050)</u>	<u>585,384</u>
NET ASSETS BEGINNING OF YEAR	<u>4,771,004</u>	<u>86,635</u>	<u>4,857,639</u>
NET ASSETS END OF YEAR	<u>\$ 5,407,438</u>	<u>\$ 35,585</u>	<u>\$ 5,443,023</u>

IBERVILLE PARISH COUNCIL
Plaquemine, Louisiana
Schedule of Cash Flows
PROPRIETARY FUNDS PRIMARY GOVERNMENT
For the Year Ended December 31, 2010

Schedule 18

	<u>Iberville Utility Department</u>	<u>Iberville Sewer</u>	<u>Total Primary Government</u>
CASH FLOWS FROM OPERATING ACTIVITIES			
Receipts from customers and users	3,723,563	177,466	3,901,029
Payments to suppliers	(2,081,234)	(173,485)	(2,254,719)
Payments to employees	(828,352)	(37,791)	(866,143)
NET CASH FLOW PROVIDED BY OPERATING ACTIVITIES	813,977	(33,810)	780,167
CASH FLOWS FROM NONCAPITAL FINANCING ACTIVITIES			
Miscellaneous income (expense)	-	-	-
NET CASH PROVIDED (USED) BY CAPITAL AND RELATED FINANCING ACTIVITIES	-	-	-
CASH FLOWS FROM CAPITAL AND RELATED FINANCING ACTIVITIES			
Customer deposits	-	-	-
Capital contributions	150,312	-	150,312
Purchases of capital assets	(385,414)	(12,592)	(398,006)
Principal paid on capital debt	(51,627)	-	(51,627)
Interest paid on capital debt	-	-	-
Deferred revenue	-	-	-
NET CASH PROVIDED (USED) BY CAPITAL AND RELATED FINANCING ACTIVITIES	(286,729)	(12,592)	(299,321)
CASH FLOWS FROM INVESTING ACTIVITIES			
Interest received	4,769	-	4,769
NET CASH PROVIDED (USED) BY CAPITAL INVESTING ACTIVITIES	4,769	-	4,769
NET INCREASE IN CASH AND CASH EQUIVALENTS	532,017	(46,402)	485,615
CASH AND CASH EQUIVALENTS, JANUARY 1, 2010	1,208,433	(208,499)	999,934
CASH AND CASH EQUIVALENTS, DECEMBER 31, 2010	1,740,450	(254,901)	1,485,549
RECONCILIATION OF OPERATING INCOME TO NET CASH PROVIDED (USED) BY OPERATING ACTIVITIES:			
Operating income	481,353	(51,050)	430,303
Adjustments to reconcile operating income to net cash provided (used) by operating activities:			
Depreciation and amortization expense	186,205	23,878	210,083
(Increase) decrease in accounts receivable	109,418	(1,324)	108,094
(Increase) decrease in inventories	6,881	-	6,881
(Increase) decrease in prepaid expenses	(771)	-	(771)
(Increase) decrease in customer deposits	1,285	-	1,285
(Increase) decrease in other assets	-	-	-
Increase (decrease) in accounts payable	29,606	(5,314)	24,292
Increase (decrease) in bonds payable	-	-	-
Increase (decrease) in other payable	-	-	-
Total adjustments	332,624	17,240	349,864
NET CASH PROVIDED BY OPERATING ACTIVITIES	813,977	(33,810)	780,167
Reconciliation of Cash and Cash Equivalents to Statement of Net Assets:			
Cash and cash equivalents	1,541,189	-	1,541,189
Restricted cash and cash equivalents	199,261	-	199,261
Bank overdraft	-	(254,901)	(254,901)
Total Cash and Cash Equivalents, December 31, 2010	1,740,450	(254,901)	1,485,549

IBERVILLE PARISH COUNCIL
Plaquemine, Louisiana
Combined Balance Sheet
COMPONENT UNITS - GOVERNMENTAL FUNDS
December 31, 2010

SCHEDULE 19

	Iberville Parks and Recreation District	Iberville Parish Library	Total Governmental Component Units
ASSETS			
Current assets			
Cash and cash equivalents	\$ 65,641	\$ 1,097,745	\$ 1,163,386
Accounts receivable (net of Allowance for doubtful accounts)	1,100,558	1,685,205	2,785,763
Other Assets	18,880	37,929	56,809
	1,185,079	2,820,879	4,005,958
Capital assets			
Land	183,240	252,500	435,740
Recreational facilities	2,925,476	-	2,925,476
Buildings and improvements	-	1,856,594	1,856,594
Books, Periodicals, Audio and Video	-	1,622,291	1,622,291
Furniture and equipment	434,916	2,421,158	2,856,074
	3,543,632	6,152,543	9,696,175
Less accumulated depreciation	(2,795,568)	(5,228,101)	(8,023,669)
	748,064	924,442	1,672,506
TOTAL ASSETS	\$ 1,933,143	\$ 3,745,321	\$ 5,678,464
LIABILITIES AND NET ASSETS			
Current liabilities			
Payable from current assets:			
Accounts payable	\$ 24,032	\$ 14,011	\$ 38,043
Current portion of notes payable	14,215	-	14,215
Deferred revenue	11,100	-	11,100
Other payables	46,635	54,704	101,339
Total current liabilities	95,982	68,715	164,697
Noncurrent liabilities			
Notes Payable	30,000	-	30,000
Other post employment benefits	-	37,054	37,054
Compensated absences payable	93,853	137,716	231,569
Total noncurrent liabilities	123,853	174,770	298,623
Total liabilities	219,835	243,485	463,320
Net assets			
Invested in capital assets, net of related debt	711,849	924,442	1,636,291
Unrestricted net assets	1,001,459	2,577,394	3,578,853
Total net assets	1,713,308	3,501,836	5,215,144
TOTAL LIABILITIES AND NET ASSETS	\$ 1,933,143	\$ 3,745,321	\$ 5,678,464

IBERVILLE PARISH COUNCIL
Plaquemine, Louisiana
Combining Schedule of Revenues, Expenditures, and Changes in Net Assets
COMPONENT UNIT - GOVERNMENTAL FUNDS
For the Year Ended December 31, 2010

	<u>Iberville Parks and Recreation District</u>	<u>Iberville Library</u>	<u>Total Component Unit Governmental Funds</u>
OPERATING REVENUES:			
Charges for services	\$ 144,105	\$ -	\$ 144,105
Other revenues	<u>54,222</u>	<u>18,404</u>	<u>72,626</u>
Total operating revenues	<u>198,327</u>	<u>18,404</u>	<u>216,731</u>
OPERATING EXPENSES:			
Culture and recreation	1,243,842	1,404,424	2,648,266
Depreciation	<u>75,580</u>	<u>237,183</u>	<u>312,763</u>
Total operating expenses	<u>1,319,422</u>	<u>1,641,607</u>	<u>2,961,029</u>
OPERATING INCOME	<u>(1,121,095)</u>	<u>(1,623,203)</u>	<u>(2,744,298)</u>
NONOPERATING REVENUES (EXPENSES)			
Intergovernmental revenues:			
State	7,520	68,429	75,949
Other intergovernmental revenues	977	12,319	13,296
Ad valorem taxes	1,049,441	1,574,798	2,624,239
Interest Earnings	<u>1,420</u>	<u>4,301</u>	<u>5,721</u>
Total nonoperating revenues (expenses)	<u>1,059,358</u>	<u>1,659,847</u>	<u>2,719,205</u>
CHANGE IN NET ASSETS	(61,737)	36,644	(25,093)
TOTAL NET ASSETS - BEGINNING OF YEAR	<u>1,775,045</u>	<u>3,465,192</u>	<u>5,240,237</u>
TOTAL NET ASSETS - END OF YEAR	<u>\$ 1,713,308</u>	<u>\$ 3,501,836</u>	<u>\$ 5,215,144</u>

IBERVILLE PARISH COUNCIL
Plaquemine, Louisiana
Reconciliation of the Schedule of Revenues
Expenditures, and Changes in Fund Balances of Governmental Funds
to the Schedule of Revenues and Expenses and Changes in Net Assets
GOVERNMENTAL COMPONENT UNITS
For the Year Ended December 31, 2010

SCHEDULE 21

Amounts reported for governmental activities in the statement of revenues, expenses and changes in net assets are different because:

Net Change in fund balances- governmental component units	\$	109,510
Governmental funds report capital outlay as expenditures. However, in the statement of net assets the cost of those assets is allocated over their estimated useful lives and reported as depreciation expense. This is the amount by which capital outlays exceeded depreciation in the current period		(114,064)
Annual OPEB (Other Post Employment Benefit) Expense		(12,277)
The liability and expense for compensated absences are not reported in governmental funds. Payments for compensated absences are reported as salaries when they occur. Only the payment consumes current financial resources, and it would take a catastrophic event for this liability to become a current liability.		(29,820)
The net effect of loan proceeds involving capital assets		<u>21,558</u>
Change in net assets of governmental component units	\$	<u>(25,093)</u>

IBERVILLE PARISH COUNCIL
Plaquemine, Louisiana
Combined Balance Sheet
COMPONENT UNITS - GOVERNMENTAL FUNDS
December 31, 2010

SCHEDULE 22

	Iberville Parks and Recreation District	Iberville Parish Library	Total Governmental Component Units
ASSETS			
Cash and cash equivalents	\$ 65,641	\$ 1,097,745	\$ 1,163,386
Receivables	1,100,558	1,685,205	2,785,763
Due from other funds			
Other assets	18,880	37,929	56,809
TOTAL ASSETS	\$ 1,185,079	\$ 2,820,879	\$ 4,005,958
 LIABILITIES AND FUND BALANCE			
Liabilities:			
Accounts payable	\$ 24,032	\$ 14,011	\$ 38,043
Due to other funds			-
Deferred revenues	11,100		11,100
Other payables	46,635	54,704	101,339
Total liabilities	81,767	68,715	150,482
 Fund Equity - fund balances - (deficit) - unreserved - undesignated	 1,103,312	 2,752,164	 3,855,476
 TOTAL LIABILITIES AND FUND BALANCE	 \$ 1,185,079	 \$ 2,820,879	

Amounts reported in the statement of net assets are different because:

capital assets used in governmental activities are not financial resources and, therefore, are not reported in the funds.

1,672,506

Long term liabilities, including bonds payable and compensated absences, are not due and payable in the current period and therefore are not reported in the funds.

(312,838)

Net Assets

\$ 5,215,144

IBERVILLE PARISH COUNCIL

SCHEDULE 23

Plaquemine, Louisiana

Combined Schedule of Revenues, Expenditures, and Changes in Fund Balance

COMPONENT UNIT - GOVERNMENTAL FUNDS

For The Year Ended December 31, 2010

	<u>Iberville Parks and Recreation District</u>	<u>Iberville Library</u>	<u>Total Component Unit Governmental Funds</u>
REVENUES			
Taxes:			
Ad valorem	\$ 1,049,441	\$ 1,574,798	\$ 2,624,239
Intergovernmental revenues:			
State	7,520	68,429	75,949
Other intergovernmental revenues	977	12,319	13,296
Charges for services	144,105	-	144,105
Use of money and property	1,420	4,301	5,721
Other revenues	54,222	18,404	72,626
Total revenues	<u>1,257,685</u>	<u>1,678,251</u>	<u>2,935,936</u>
EXPENDITURES			
Culture and recreation	1,218,400	1,384,406	2,602,806
Capital outlay	57,222	141,477	198,699
Debt Service Principal	21,558	-	21,558
Debt Service Interest	3,363	-	3,363
Total expenditures	<u>1,300,543</u>	<u>1,525,883</u>	<u>2,826,426</u>
EXCESS (DEFICIENCY) OF REVENUES OVER EXPENDITURES	(42,858)	152,368	109,510
OTHER FINANCING SOURCES			
Operating transfers in			
Loan Proceeds			-
Operating transfers out	-	-	-
Total other financing sources (uses)	<u>-</u>	<u>-</u>	<u>-</u>
EXCESS (DEFICIENCY) OF REVENUES AND OTHER SOURCES OVER EXPENDITURES	(42,858)	152,368	109,510
FUND BALANCES, BEGINNING OF YEAR	<u>1,146,170</u>	<u>2,599,796</u>	<u>3,745,966</u>
FUND BALANCES, END OF YEAR	<u>\$ 1,103,312</u>	<u>\$ 2,752,164</u>	<u>\$ 3,855,476</u>

IBERVILLE PARISH COUNCIL
Plaquemine, Louisiana
Balance Sheet
COMPONENT UNITS - ENTERPRISE FUNDS
December 31, 2010

SCHEDULE 24

	Waterworks District No. 2	Waterworks District No. 3	Waterworks District No. 4	Total Component Unit Enterprise Funds
ASSETS				
Current assets				
Cash	\$ 1,918,589	\$ 265,536	\$ 372,029	\$ 2,556,154
Accounts receivable (net of allowance for doubtful accounts)	163,321	178,241	14,243	355,805
Prepaid expense	18,472	-	1,404	19,876
Other	811	12,799	7,732	21,342
	<u>2,101,193</u>	<u>456,576</u>	<u>395,408</u>	<u>2,953,177</u>
Restricted assets				
Revenue bond fund	-	92,242	42,415	134,657
Restricted cash and cash equivalents	-	405,247	97,225	502,472
Customer deposits	35,747	153,727	-	189,474
	<u>35,747</u>	<u>651,216</u>	<u>139,640</u>	<u>826,603</u>
Plant				
Construction in progress	2,905,547			2,905,547
Building	133,685	-	15,652	149,337
Furniture and fixtures	13,442	-	646	14,088
Land	188,867	-	4,320	193,187
Water meters		-	-	-
Water distribution system	2,520,954	3,056,955	1,194,817	6,772,726
Wells, tanks and equipment	305,725	2,173,602	2,257,087	4,736,414
Water treatment plant	1,353,845	3,252,606	-	4,606,451
	7,422,065	8,483,163	3,472,522	19,377,750
Less accumulated depreciation	<u>(2,993,787)</u>	<u>(3,230,948)</u>	<u>(1,365,030)</u>	<u>(7,589,765)</u>
	4,428,278	5,252,215	2,107,492	11,787,985
Land and rights of way		33,800		33,800
Unamortized cost of leased land	-	1,457	-	1,457
	<u>4,428,278</u>	<u>5,287,472</u>	<u>2,107,492</u>	<u>11,823,242</u>
Other assets				
Unamortized debt expense	-	117,146	-	117,146
	<u>-</u>	<u>117,146</u>	<u>-</u>	<u>117,146</u>
TOTAL ASSETS	<u>\$ 6,565,218</u>	<u>\$ 6,512,410</u>	<u>\$ 2,642,540</u>	<u>\$ 15,720,168</u>

IBERVILLE PARISH COUNCIL
Plaquemine, Louisiana
Balance Sheet
COMPONENT UNITS - ENTERPRISE FUNDS
December 31, 2010

SCHEDULE 24

	Waterworks District No. 2	Waterworks District No. 3	Waterworks District No. 4	Total Component Unit Enterprise Funds
LIABILITIES AND FUND EQUITY				
Current liabilities				
Payable from current assets:				
Accounts payable	\$ 542,650	\$ 59,157	\$ 8,286	\$ 610,093
Taxes payable	4,809		-	4,809
Accrued interest payable	14,125		-	14,125
Accrued unpaid sick pay	5,520	-	-	5,520
	<u>567,104</u>	<u>59,157</u>	<u>8,286</u>	<u>634,547</u>
Payable from restricted assets:				
Current revenue bonds and certificates	-	71,269	25,212	96,481
Accrued interest payable	-	-	9,796	9,796
Customer's meter deposits	36,647	113,941	-	150,588
Other	-	-	-	-
	<u>36,647</u>	<u>185,210</u>	<u>35,008</u>	<u>256,865</u>
Total Current Liabilities	<u>603,751</u>	<u>244,367</u>	<u>43,294</u>	<u>891,412</u>
Long-term liabilities:				
Revenue bonds and certificates payable	2,672,736	2,037,805	449,458	5,159,999
Customer deposits	-	-	18,962	18,962
	<u>2,672,736</u>	<u>2,037,805</u>	<u>468,420</u>	<u>5,178,961</u>
Total liabilities	<u>3,276,487</u>	<u>2,282,172</u>	<u>511,714</u>	<u>6,070,373</u>
NET ASSETS				
Invested in capital assets, net of related debt	1,755,542	3,249,667	1,658,034	6,663,243
Restricted net assets:				
Reserved for revenue bond interest and retirement, system replacement and extension and construction	35,747	466,006	104,632	606,385
Unrestricted net assets	1,497,442	514,565	368,160	2,380,167
Total net assets	<u>3,288,731</u>	<u>4,230,238</u>	<u>2,130,826</u>	<u>9,649,795</u>
TOTAL LIABILITIES AND NET ASSETS	<u>\$ 6,565,218</u>	<u>\$ 6,512,410</u>	<u>\$ 2,642,540</u>	<u>\$ 15,720,168</u>

IBERVILLE PARISH COUNCIL
Plaquemine, Louisiana
Combining Schedule of Revenues, Expenditures,
and Changes in Net Assets
COMPONENT UNIT - ENTERPRISE FUNDS
For the Year Ended December 31, 2010

	Waterworks District No. 2	Waterworks District No. 3	Waterworks District No. 4	Total Component Unit Enterprise Funds
OPERATING REVENUES				
Charges for services	\$ 1,193,701	\$ 1,310,581	\$ 219,858	\$ 2,724,140
Other revenues	<u>61,985</u>	<u>26,485</u>	<u>1,701</u>	<u>90,171</u>
Total operating revenues	<u>1,255,686</u>	<u>1,337,066</u>	<u>221,559</u>	<u>2,814,311</u>
OPERATING EXPENSES				
Purchases for resale	604,251	-	-	604,251
Salaries and wages	137,598	172,765	3,060	313,423
Depreciation and amortization	163,380	217,494	115,505	496,379
Contractual services	131,793	309,475	49,470	490,738
Repairs and maintenance	18,996	164,004	48,355	231,355
Materials and supplies	6,230	158,400	9,631	174,261
Other	<u>82,897</u>	<u>206,989</u>	<u>55,320</u>	<u>345,206</u>
Total operating expenses	<u>1,145,145</u>	<u>1,229,127</u>	<u>281,341</u>	<u>2,655,613</u>
OPERATING INCOME (LOSS)	<u>110,541</u>	<u>107,939</u>	<u>(59,782)</u>	<u>158,698</u>
NON-OPERATING REVENUES (Expenses)				
Ad valorem taxes	-	-	84,886	84,886
Interest earnings	2,432	1,230	1,268	4,930
(Loss) on disposal of capital Asset	(52,929)			(52,929)
Other	-	29,625	3,282	32,907
Bond interest expense	-	(101,158)	(28,164)	(129,322)
Total non-operating revenues (expenses)	<u>(50,497)</u>	<u>(70,303)</u>	<u>61,272</u>	<u>(59,528)</u>
INCOME (Loss) BEFORE CONTRIBUTIONS	60,044	37,636	1,490	99,170
Contributed capital	-	25,853	40,301	66,154
CHANGES IN NET ASSETS	60,044	63,489	41,791	165,324
TOTAL NET ASSETS, BEGINNING	<u>3,228,687</u>	<u>4,166,749</u>	<u>2,089,035</u>	<u>9,484,471</u>
TOTAL NET ASSETS, ENDING	<u>\$ 3,288,731</u>	<u>\$ 4,230,238</u>	<u>\$ 2,130,826</u>	<u>\$ 9,649,795</u>

IBERVILLE PARISH COUNCIL
Plaquemine, Louisiana
Combining Schedule of Cash Flows
COMPONENT UNIT PROPRIETARY FUND TYPE - ENTERPRISE FUNDS
For the Year Ended December 31, 2010

SCHEDULE 26


	<u>Waterworks District No. 2</u>	<u>Waterworks District No. 3</u>	<u>Waterworks District No. 4</u>	<u>Total Component Unit Enterprise Funds</u>
CASH FLOWS FROM OPERATING ACTIVITIES				
Cash received from customers	\$ 1,281,290	\$ 1,314,605	\$ 238,034	\$ 2,833,929
Cash payments for goods and services	(966,850)	(1,013,698)	(169,656)	(2,150,204)
Increase (decrease) in fixed assets	-	-	-	-
NET CASH PROVIDED (USED) BY OPERATING ACTIVITIES	<u>314,440</u>	<u>300,907</u>	<u>68,378</u>	<u>683,725</u>
CASH FLOW FROM NON-CAPITAL FINANCING ACTIVITIES				
Amortization of debt	-	(74)	-	(74)
Increase in unamortized debt	-	-	-	-
Customer deposits received	1,350	1,500	425	3,275
Refund of customer deposits	-	-	-	-
Ad valorem taxes (net)	-	-	84,886	84,886
Other miscellaneous	-	-	3,282	3,282
NET CASH PROVIDED (USED) BY NON-CAPITAL FINANCING ACTIVITIES	<u>1,350</u>	<u>1,426</u>	<u>88,593</u>	<u>91,369</u>
CASH FLOWS FROM CAPITAL AND RELATED FINANCING ACTIVITIES				
Proceeds from Issuance of construction loan	2,672,736	-	-	2,672,736
Acquisition and construction of capital assets	-	(160,057)	(75,529)	(235,586)
Bond principal reduction	-	(66,405)	(23,448)	(89,853)
Contributed capital	-	25,853	40,301	66,154
Loss on retirement of assets	-	-	-	-
Increase (decrease) in accrued interest payable	-	-	-	-
Interest income	-	-	-	-
Interest paid on bonds	-	(96,065)	(28,020)	(124,085)
Unreimbursed construction contracts payable	491,548	29,625	-	521,173
NET CASH PROVIDED (USED) BY NON-CAPITAL AND RELATED FINANCING ACTIVITIES	<u>3,164,284</u>	<u>(267,049)</u>	<u>(86,696)</u>	<u>2,810,539</u>
CASH FLOWS FROM INVESTING ACTIVITIES				
Interest on investments	2,432	1,230	1,268	4,930
Construction in progress	(2,905,547)	-	-	(2,905,547)
NET CASH PROVIDED BY INVESTING ACTIVITIES	<u>(2,903,115)</u>	<u>1,230</u>	<u>1,268</u>	<u>(2,900,617)</u>
NET INCREASE (DECREASE) IN CASH AND CASH EQUIVALENTS	576,959	36,514	71,543	685,016
CASH AND CASH EQUIVALENTS AT BEGINNING OF YEAR	<u>1,377,377</u>	<u>880,238</u>	<u>440,126</u>	<u>2,697,741</u>
CASH AND CASH EQUIVALENTS AT THE END OF THE YEAR	<u>\$ 1,954,336</u>	<u>\$ 916,752</u>	<u>\$ 511,669</u>	<u>\$ 3,382,757</u>

IBERVILLE PARISH COUNCIL
Plaquemine, Louisiana
Combining Schedule of Cash Flows
COMPONENT UNIT PROPRIETARY FUND TYPE - ENTERPRISE FUNDS
For the Year Ended December 31, 2010

SCHEDULE 26

	<u>Waterworks District No. 2</u>	<u>Waterworks District No. 3</u>	<u>Waterworks District No. 4</u>	<u>Total Component Unit Enterprise Funds</u>
RECONCILIATION OF OPERATING INCOME TO NET CASH PROVIDED BY OPERATING ACTIVITIES				
<i>Operating income</i>	\$ 110,541	\$ 107,939	\$ (59,782)	\$ 158,698
Adjustments to reconcile operating income to net cash provided by operating activities:				
Depreciation and amortization	163,380	217,494	115,505	496,379
Provision for uncollectibles				
Changes in operating assets and liabilities:				
Accounts and miscellaneous receivables	21,963	(22,461)	16,475	15,977
Other assets	-	-	123	123
Prepaid expenses	(5,097)	-	-	(5,097)
Accounts payable	3,893	(1,539)	(3,943)	(1,589)
Taxes payable	1,994	(526)		1,468
Accrued interest payable	14,125			
Other receivables	3,641	-	-	3,641
Total adjustments	<u>203,899</u>	<u>192,968</u>	<u>128,160</u>	<u>510,902</u>
NET CASH PROVIDED BY OPERATING ACTIVITIES	<u>\$ 314,440</u>	<u>\$ 300,907</u>	<u>\$ 68,378</u>	<u>\$ 669,600</u>

Component Units



Carl F. Grant Civic Center

Plaquemine

COMPONENT UNITS

Governmental Component Units

Iberville Parks and Recreation District Fund was created by Act 557 of the 1983 Louisiana Legislature. The district provides capital improvements, maintenance, and operations of recreation programs parish wide. Major financing is provided by ad valorem taxes, interest earnings, and rentals from the Iberville Parish Civic Center.

Iberville Parish Library Fund accounts for the operation of the parish library system. Financing is provided by ad valorem taxes, state revenue sharing, interest earnings, and grants from the Office of State Library.

Proprietary Component Units Enterprise Funds

Water District #2 Enterprise Fund accounts for day to day operations of Water District #2 which represents the geographic area of East Iberville Parish.

Water District #3 Enterprise Fund accounts for day to day operations of Water District #3 which represents the geographic area of Southwest Iberville Parish.

Water District #4 Enterprise Fund accounts for day to day operations of Water District #4 which represents the geographic area of Northwest Iberville Parish.

**This page contains no
financial data.**

SUPPLEMENTAL FINANCIAL INFORMATION



Bayou Pigeon Fire Station

Bayou Pigeon

IBERVILLE PARISH COUNCIL
Plaquemine, Louisiana
SUPPLEMENTAL INFORMATION SCHEDULES
As of and for the Year Ended December 31, 2010

NON-MAJOR FUNDS COMBINING SCHEDULES BY FUND TYPE

Schedules 27 and 28 show the combined balance sheet and combined statement of revenues, expenditures and changes in fund balance by non-major governmental fund type. These schedules carry forward to Statement A and Statement B.

NON-MAJOR FUNDS BUDGET TO ACTUAL SCHEDULES

Schedules 29-A through 29-X present, on a Non-GAAP budgetary basis, all non-major budget to actual figures by legal level of budgetary control salaries and fringe benefits and other program expenditures.

COMPENSATION PAID COUNCILMEN

The schedule of compensation paid to the councilmen was prepared in accordance with House Concurrent Resolution No. 54 of the 1979 Session of the Legislature. Compensation paid to the councilmen is included in the legislative expenditures of the General Fund. In accordance with Louisiana Revised Statute 33:1233, the councilmen have elected the monthly method of compensation.

COMPENSATION PAID BOARD MEMBERS

The compensation paid to members of the governing boards of the waterworks districts, gravity drainage district and sewerage districts is provided by Louisiana Revised Statutes 33:3819, 38:1794, and 33:3877, respectively.

FEDERALLY ASSISTED PROGRAMS

In accordance with the Office of Management and Budget Circular A-133, a schedule of federal financial assistance is presented.

OTHER REPORTS REQUIRED BY GOVERNMENTAL AUDITING STANDARDS AND OMB CIRCULAR A-133

Exhibits A-D are required reports by Governmental Auditing Standards and OMB Circular A-133.

**This page contains no
financial data.**

IBERVILLE PARISH COUNCIL
Plaquemine, Louisiana
Combined Balance Sheet
ALL NON-MAJOR FUNDS BY FUND TYPE
December 31, 2010

SCHEDULE 27

	Non-Major Special Revenue Funds	Non-Major Debt Service Funds	Non-Major Capital Projects Funds	Total Non-Major Governmental Funds
ASSETS AND OTHER DEBITS				
Assets:				
Cash and cash equivalents	\$ 2,542,059	\$ 1,094,470	\$ 464,192	\$ 4,100,721
Cash with fiscal agent				
Receivables, net of allowances for uncollectibles	488,128			488,128
Due from other funds				
Other assets	73,008			73,008
Restricted assets - cash				
Fixed assets, net, where applicable, of accumulated depreciation				
Amount available in debt service funds				
Amount to be provided for retirement of general long-term debt	-	-	-	-
TOTAL ASSETS AND OTHER DEBITS	<u>\$ 3,103,195</u>	<u>\$ 1,094,470</u>	<u>\$ 464,192</u>	<u>\$ 4,661,857</u>
LIABILITIES AND FUND EQUITY				
Liabilities:				
Accounts payable	\$ 229,495	\$ -	\$ 38,347	\$ 267,842
Due to other funds				
Deferred revenues				
Other payables				
Bank overdraft	11,834			11,834
Payables from restricted assets				
Compensated absences payable				
Matured bonds and interest payable				
Bonds payable				
Notes payable				
Other liabilities	35,094	-	-	35,094
Total liabilities	<u>276,423</u>	<u>-</u>	<u>38,347</u>	<u>314,770</u>
Fund Equity				
Fund balances:				
Reserved				-
Unreserved and undesignated	2,826,772	1,094,470	425,845	4,347,087
Total fund equity	<u>2,826,772</u>	<u>1,094,470</u>	<u>425,845</u>	<u>4,347,087</u>
TOTAL LIABILITIES AND FUND EQUITY	<u>\$ 3,103,195</u>	<u>\$ 1,094,470</u>	<u>\$ 464,192</u>	<u>\$ 4,661,857</u>

IBERVILLE PARISH COUNCIL
Plaquemine, Louisiana
Combined Statement of Revenues, Expenditures and Changes in Fund Balances
NON-MAJOR GOVERNMENTAL FUNDS
For the Year Ended December 31, 2010

SCHEDULE 28

	Non-Major Special Revenue Fund	Non-Major Debt Service Funds	Non-Major Capital Project Funds	Total Non-Major Governmental Funds
REVENUES				
Taxes:				
Ad valorem	\$ 163,259		\$ -	\$ 163,259
Sale and use	341,171			341,171
Other taxes				-
Licenses and permits				-
Intergovernmental revenues:				
Federal funds	1,213,212		208,750	1,421,962
State funds	738,229		99,258	837,487
Local funds				-
Other intergovernmental revenues				-
Fines and forfeitures	998,976			998,976
Fees and charges for services	468,449			468,449
Use of money and property	9,832	3,331	2,006	15,169
Other revenues	110,935		41,236	152,171
In-kind				-
Total revenues	4,044,063	3,331	351,250	4,398,644
EXPENDITURES				
Current:				
General government	714,215			714,215
Public safety	2,009,381			2,009,381
Public works	227,539			227,539
Health and welfare	1,776,231			1,776,231
Culture and recreation	285,631			285,631
Economic development				-
Other expenditures				-
Capital outlay	515,683		2,011,853	2,527,536
Debt service:				
Principal	115,354	300,000		415,354
Interest	12,955	26,250		39,205
Total expenditures	5,656,989	326,250	2,011,853	7,995,092
EXCESS (DEFICIENCY) OF REVENUES OVER EXPENDITURES	(1,612,926)	(322,919)	(1,660,603)	(3,596,448)
OTHER FINANCING SOURCES (USES)				
Operating transfers in	1,808,477	317,500	1,527,520	3,653,497
Sale of Assets	5,181			5,181
Loan proceeds				-
Operating transfers out	(68,530)	(200,000)	(16,250)	(284,780)
Total other financing sources (uses)	1,745,128	117,500	1,511,270	3,373,898
EXCESS (DEFICIENCY) OF REVENUES AND OTHER SOURCES OVER EXPENDITURES AND OTHER USES	132,202	(205,419)	(149,333)	(222,550)
FUND BALANCES AT BEGINNING OF YEAR	2,694,570	1,299,889	575,178	4,569,637
FUND BALANCE AT THE END OF YEAR	\$ 2,826,772	\$ 1,094,470	\$ 425,845	\$ 4,347,087

IBERVILLE PARISH COUNCIL
Plaquemine, Louisiana
Schedule of Revenues, Expenditures, and Changes in Fund Balances
Budget and Actual (Non-GAAP Budgetary Basis)
BAYOU PIGEON FIRE DEPARTMENT
For the Year Ended December 31, 2010

	<u>Budget</u>	<u>Actual</u>	<u>Variance- Favorable (Unfavorable)</u>
REVENUES AND OTHER SOURCES			
Taxes			
Ad valorem	\$ -	\$ -	\$ -
Sale and use			
Intergovernmental revenues			
Federal			
State	3,550	3,514	(36)
Local			
Fines and forfeitures			
Charges for services			
Use of money and property	1,000	1,645	645
Other revenues	-	6	6
In-kind			
Other financing sources:			
Operating transfers in	120,000	148,554	28,554
Sales of Assets			
Loan proceeds	-	-	-
Total revenues and other sources	<u>124,550</u>	<u>153,712</u>	<u>29,162</u>
EXPENDITURES AND OTHER USES			
Current:			
Housing assistance payments	-	-	-
General government			
Salaries and benefits			
Other program expenditures			
Public safety			
Salaries and benefits			
Other program expenditures	53,450	40,382	13,068
Public works			
Salaries and benefits			
Other program expenditures			
Health and welfare			
Salaries and benefits			
Other program expenditures			
Culture and recreation			
Salaries and benefits			
Other program expenditures			
Economic development			
Salaries and benefits			
Other program expenditures			
Other expenditures			
Capital outlay	2,500	1,035	1,465
Debt service			
Principal	21,864	21,864	-
Interest	352	352	-
Other financing use:			
Operating transfers out	-	-	-
Total expenditures and other uses	<u>78,166</u>	<u>63,633</u>	<u>14,533</u>
EXCESS (DEFICIENCY) OF			
REVENUES AND OTHER SOURCES			
OVER EXPENDITURES AND OTHER USES	46,384	90,086	43,702
FUND BALANCES (DEFICIT) AT BEGINNING OF YEAR	<u>233,408</u>	<u>233,408</u>	<u>-</u>
FUND BALANCE (DEFICIT) AT THE END OF YEAR	<u>\$ 279,792</u>	<u>\$ 323,494</u>	<u>\$ 43,702</u>

IBERVILLE PARISH COUNCIL
Plaquemine, Louisiana
Schedule of Revenues, Expenditures, and Changes in Fund Balances
Budget and Actual (Non-GAAP Budgetary Basis)
BAYOU SORREL FIRE DEPARTMENT
For the Year Ended December 31, 2010

	<u>Budget</u>	<u>Actual</u>	<u>Variance- Favorable (Unfavorable)</u>
REVENUES AND OTHER SOURCES			
Taxes			
Ad valorem	\$ -	\$ -	\$ -
Sale and use			
Intergovernmental revenues			
Federal			
State	4,700	5,141	441
Local			
Fines and forfeitures			
Charges for services			
Use of money and property	1,000	1,223	223
Other revenues			
In-kind			
Other financing sources:			
Operating transfers in	120,000	149,033	29,033
Loan proceeds	-	-	-
Total revenues and other sources	<u>125,700</u>	<u>155,397</u>	<u>29,697</u>
EXPENDITURES AND OTHER USES			
Current:			
Housing assistance payments	-	-	-
General government			
Salaries and benefits			
Other program expenditures			
Public safety			
Salaries and benefits			
Other program expenditures	43,700	29,687	14,013
Public works			
Salaries and benefits			
Other program expenditures			
Health and welfare			
Salaries and benefits			
Other program expenditures			
Culture and recreation			
Salaries and benefits			
Other program expenditures			
Economic development			
Salaries and benefits			
Other program expenditures			
Other expenditures			
Capital outlay	32,750	15,038	17,712
Debt service			
Principal			
Interest			
Other financing use:			
Operating transfers out	-	-	-
Total expenditures and other uses	<u>76,450</u>	<u>44,725</u>	<u>31,725</u>
EXCESS (DEFICIENCY) OF REVENUES AND OTHER SOURCES OVER EXPENDITURES AND OTHER USES	49,250	110,672	61,422
FUND BALANCES (DEFICIT) AT BEGINNING OF YEAR	<u>132,352</u>	<u>132,352</u>	<u>-</u>
FUND BALANCE (DEFICIT) AT THE END OF YEAR	<u>\$ 181,602</u>	<u>\$ 243,024</u>	<u>\$ 61,422</u>

IBERVILLE PARISH COUNCIL
Plaquemine, Louisiana
Schedule of Revenues, Expenditures, and Changes in Fund Balances
Budget and Actual (Non-GAAP Budgetary Basis)
BAYOU GOULA FIRE DEPARTMENT
For the Year Ended December 31, 2010

	<u>Budget</u>	<u>Actual</u>	<u>Variance- Favorable (Unfavorable)</u>
REVENUES AND OTHER SOURCES			
Taxes			
Ad valorem	\$ -	\$ -	\$ -
Sale and use			
Intergovernmental revenues			
Federal			
State	3,800	4,135	335
Local			
Fines and forfeitures			
Charges for services			
Use of money and property	200	200	-
Other revenues			
In-kind			
Other financing sources:			
Operating transfers in	120,000	148,553	28,553
Sales of Assets			-
Loan proceeds	-	-	-
Total revenues and other sources	<u>124,000</u>	<u>152,888</u>	<u>28,888</u>
EXPENDITURES AND OTHER USES			
Current:			
Housing assistance payments	-	-	-
General government			
Salaries and benefits			
Other program expenditures			
Public safety			
Salaries and benefits			
Other program expenditures	129,840	152,870	(23,030)
Public works			
Salaries and benefits			
Other program expenditures			
Health and welfare			
Salaries and benefits			
Other program expenditures			
Culture and recreation			
Salaries and benefits			
Other program expenditures			
Economic development			
Salaries and benefits			
Other program expenditures			
Other expenditures			
Capital outlay			
Debt service			
Principal			
Interest			
Other financing use:			
Operating transfers out	-	-	-
Total expenditures and other uses	<u>129,840</u>	<u>152,870</u>	<u>(23,030)</u>
EXCESS (DEFICIENCY) OF REVENUES AND OTHER SOURCES OVER EXPENDITURES AND OTHER USES	(5,840)	18	5,858
FUND BALANCES (DEFICIT) AT BEGINNING OF YEAR	<u>31,321</u>	<u>31,321</u>	<u>-</u>
FUND BALANCE (DEFICIT) AT THE END OF YEAR	<u>\$ 25,481</u>	<u>\$ 31,339</u>	<u>\$ 5,858</u>

IBERVILLE PARISH COUNCIL
Plaquemine, Louisiana
Schedule of Revenues, Expenditures, and Changes in Fund Balances
Budget and Actual (Non-GAAP Budgetary Basis)
OFFICE OF EMERGENCY PREPAREDNESS
For the Year Ended December 31, 2010

	<u>Budget</u>	<u>Actual</u>	<u>Variance- Favorable (Unfavorable)</u>
REVENUES AND OTHER SOURCES			
Taxes			
<i>Ad valorem</i>	\$ -	\$ -	\$ -
Sale and use			
Intergovernmental revenues			
Federal	107,000	-	(107,000)
State	-	227,945	227,945
Local	71,211	-	(71,211)
Fines and forfeitures			
Charges for services			
Use of money and property			
Other revenues	100	2,920	2,820
In-kind			
Other financing sources:			
Operating transfers in	-	-	-
Loan proceeds	-	-	-
Total revenues and other sources	<u>178,311</u>	<u>230,865</u>	<u>52,554</u>
EXPENDITURES AND OTHER USES			
Current:			
Housing assistance payments	-	-	-
General government			
Salaries and benefits			
Other program expenditures			
Public safety			
Salaries and benefits	82,227	86,180	(3,953)
Other program expenditures	95,224	95,058	166
Public works			
Salaries and benefits			
Other program expenditures			
Health and welfare			
Salaries and benefits			
Other program expenditures			
Culture and recreation			
Salaries and benefits			
Other program expenditures			
Economic development			
Salaries and benefits			
Other program expenditures			
Other expenditures			
Capital outlay	-	16,617	(16,617)
Debt service			
Principal			
Interest			
Other financing use:			
Operating transfers out	-	-	-
Total expenditures and other uses	<u>177,451</u>	<u>197,855</u>	<u>(20,404)</u>
EXCESS (DEFICIENCY) OF			
REVENUES AND OTHER SOURCES			
OVER EXPENDITURES AND OTHER USES	860	33,010	32,150
FUND BALANCES (DEFICIT) AT BEGINNING OF YEAR	<u>263,276</u>	<u>263,276</u>	<u>-</u>
FUND BALANCE (DEFICIT) AT THE END OF YEAR	<u>\$ 264,136</u>	<u>\$ 296,286</u>	<u>\$ 32,150</u>

IBERVILLE PARISH COUNCIL
Plaquemine, Louisiana
Schedule of Revenues, Expenditures, and Changes in Fund Balances
Budget and Actual (Non-GAAP Budgetary Basis)
CORONER'S OFFICE
For the Year Ended December 31, 2010

	<u>Budget</u>	<u>Actual</u>	<u>Variance- Favorable (Unfavorable)</u>
REVENUES AND OTHER SOURCES			
Taxes			
Ad valorem	\$ -	\$ -	\$ -
Sale and use			
Intergovernmental revenues			
Federal	-	-	-
State			
Local			
Fines and forfeitures	-	3,660	3,660
Charges for services	80,000	83,059	3,059
Use of money and property	100	59	(41)
Other revenues	10,000	10,351	351
In-kind			
Other financing sources:			
Operating transfers in	200,000	200,000	-
Loan proceeds	-	-	-
Total revenues and other sources	<u>290,100</u>	<u>297,129</u>	<u>7,029</u>
EXPENDITURES AND OTHER USES			
Current			
Housing assistance payments	-	-	-
General government			
Salaries and benefits			
Other program expenditures			
Public safety			
Salaries and benefits			
Other program expenditures	296,149	282,704	13,445
Public works			
Salaries and benefits			
Other program expenditures			
Health and welfare			
Salaries and benefits			
Other program expenditures			
Culture and recreation			
Salaries and benefits			
Other program expenditures			
Economic development			
Salaries and benefits			
Other program expenditures			
Other expenditures			
Capital outlay	-	1,569	(1,569)
Debt service			
Principal			
Interest			
Other financing use:			
Operating transfers out	-	-	-
Total expenditures and other uses	<u>296,149</u>	<u>284,273</u>	<u>11,876</u>
EXCESS (DEFICIENCY) OF			
REVENUES AND OTHER SOURCES			
OVER EXPENDITURES AND OTHER USES	(6,049)	12,856	18,905
FUND BALANCES (DEFICIT) AT BEGINNING OF YEAR	<u>30,626</u>	<u>30,626</u>	<u>-</u>
FUND BALANCE (DEFICIT) AT THE END OF YEAR	<u>\$ 24,577</u>	<u>\$ 43,482</u>	<u>\$ 18,905</u>

IBERVILLE PARISH COUNCIL
Plaquemine, Louisiana
Schedule of Revenues, Expenditures, and Changes in Fund Balances
Budget and Actual (Non-GAAP Budgetary Basis)
CRIMINAL COURT
For the Year Ended December 31, 2010

	<u>Budget</u>	<u>Actual</u>	<u>Variance- Favorable (Unfavorable)</u>
REVENUES AND OTHER SOURCES			
Taxes			
Ad valorem	\$ -	\$ -	\$ -
Sale and use			
Intergovernmental revenues			
Federal			
State			
Local			
Fines and forfeitures	650,000	920,036	270,036
Charges for services			
Use of money and property	750	1,077	327
Other revenues	300	270	(30)
In-kind			
Other financing sources:			
Operating transfers in			
Sales of Assets	-	4	4
Loan proceeds	-	-	-
Total revenues and other sources	<u>651,050</u>	<u>921,387</u>	<u>270,337</u>
EXPENDITURES AND OTHER USES			
Current:			
Housing assistance payments	-	-	-
General government			
Salaries and benefits	66,556	93,129	(26,573)
Other program expenditures	559,300	432,288	127,012
Public safety			
Salaries and benefits			
Other program expenditures	-	289,968	(289,968)
Public works			
Salaries and benefits			
Other program expenditures			
Health and welfare			
Salaries and benefits			
Other program expenditures			
Culture and recreation			
Salaries and benefits			
Other program expenditures			
Economic development			
Salaries and benefits			
Other program expenditures			
Other expenditures			
Capital outlay	-	63,156	(63,156)
Debt service			
Principal			
Interest			
Other financing use:			
Operating transfers out	-	-	-
Total expenditures and other uses	<u>625,856</u>	<u>878,541</u>	<u>(252,685)</u>
EXCESS (DEFICIENCY) OF REVENUES AND OTHER SOURCES OVER EXPENDITURES AND OTHER USES	25,194	42,846	17,652
FUND BALANCES (DEFICIT) AT BEGINNING OF YEAR	<u>125,278</u>	<u>125,278</u>	<u>-</u>
FUND BALANCE (DEFICIT) AT THE END OF YEAR	<u>\$ 150,472</u>	<u>\$ 168,124</u>	<u>\$ 17,652</u>

IBERVILLE PARISH COUNCIL
Plaquemine, Louisiana
Schedule of Revenues, Expenditures, and Changes in Fund Balances
Budget and Actual (Non-GAAP Budgetary Basis)
VISITOR ENTERPRISE
For the Year Ended December 31, 2010

	<u>Budget</u>	<u>Actual</u>	<u>Variance- Favorable (Unfavorable)</u>
REVENUES AND OTHER SOURCES			
Taxes			
Ad valorem	\$ -	\$ -	\$ -
Sale and use	35,000	41,171	6,171
Intergovernmental revenues			
Federal			
State	3,500	-	(3,500)
Local		5,685	5,685
Fines and forfeitures			
Charges for services			
Use of money and property			
Other revenues			
In-kind			
Other financing sources:			
Operating transfers in	275,000	250,000	(25,000)
Loan proceeds	-	-	-
Total revenues and other sources	<u>313,500</u>	<u>296,856</u>	<u>(16,644)</u>
EXPENDITURES AND OTHER USES			
Current:			
Housing assistance payments			
General government			
Salaries and benefits			
Other program expenditures			
Public safety			
Salaries and benefits			
Other program expenditures			
Public works			
Salaries and benefits			
Other program expenditures			
Health and welfare			
Salaries and benefits			
Other program expenditures			
Culture and recreation			
Salaries and benefits	182,651	131,349	51,302
Other program expenditures	176,700	154,282	22,418
Economic development			
Salaries and benefits			
Other program expenditures			
Other expenditures			
Capital outlay	4,500	1,380	3,120
Debt service			
Principal			
Interest			
Other financing use:			
Operating transfers out	-	-	-
Total expenditures and other uses	<u>363,851</u>	<u>287,011</u>	<u>76,840</u>
EXCESS (DEFICIENCY) OF REVENUES AND OTHER SOURCES OVER EXPENDITURES AND OTHER USES	(50,351)	9,845	60,196
FUND BALANCES (DEFICIT) AT BEGINNING OF YEAR	<u>97,005</u>	<u>97,005</u>	<u>-</u>
FUND BALANCE (DEFICIT) AT THE END OF YEAR	<u>\$ 46,654</u>	<u>\$ 106,850</u>	<u>\$ 60,196</u>

IBERVILLE PARISH COUNCIL
Plaquemine, Louisiana
Schedule of Revenues, Expenditures, and Changes in Fund Balances
Budget and Actual (Non-GAAP Budgetary Basis)
PRESIDENT'S COUNCIL ON DRUG ABUSE
For the Year Ended December 31, 2010

	<u>Budget</u>	<u>Actual</u>	<u>Variance- Favorable (Unfavorable)</u>
REVENUES AND OTHER SOURCES			
Taxes			
Ad valorem	\$ -	\$ -	\$ -
Sale and use			
Intergovernmental revenues			
Federal	107,068	108,365	1,297
State			
Local			
Fines and forfeitures	65,400	75,280	9,880
Charges for services	3,000	3,600	600
Use of money and property			
Other revenues			
In-kind			
Other financing sources:			
Operating transfers in	76,500	76,500	-
Sales of Assets	-	4	4
Loan proceeds	-	-	-
Total revenues and other sources	<u>251,968</u>	<u>263,749</u>	<u>11,781</u>
EXPENDITURES AND OTHER USES			
Current:			
Housing assistance payments	-	-	-
General government			
Salaries and benefits			
Other program expenditures			
Public safety			
Salaries and benefits			
Other program expenditures			
Public works			
Salaries and benefits			
Other program expenditures			
Health and welfare			
Salaries and benefits	170,540	166,577	3,963
Other program expenditures	157,329	147,045	10,284
Culture and recreation			
Salaries and benefits			
Other program expenditures			
Economic development			
Salaries and benefits			
Other program expenditures			
Other expenditures			
Capital outlay	-	-	-
Debt service			
Principal			
Interest			
Other financing use:			
Operating transfers out	-	-	-
Total expenditures and other uses	<u>327,869</u>	<u>313,622</u>	<u>14,247</u>
EXCESS (DEFICIENCY) OF REVENUES AND OTHER SOURCES OVER EXPENDITURES AND OTHER USES	(75,901)	(49,873)	26,028
FUND BALANCES (DEFICIT) AT BEGINNING OF YEAR	<u>195,642</u>	<u>195,642</u>	<u>-</u>
FUND BALANCE (DEFICIT) AT THE END OF YEAR	<u>\$ 119,741</u>	<u>\$ 145,769</u>	<u>\$ 26,028</u>

IBERVILLE PARISH COUNCIL
Plaquemine, Louisiana
Schedule of Revenues, Expenditures, and Changes in Fund Balances
Budget and Actual (Non-GAAP Budgetary Basis)
EAST SIDE FIRE DISTRICT NUMBER 1
For the Year Ended December 31, 2010

	<u>Budget</u>	<u>Actual</u>	<u>Variance- Favorable (Unfavorable)</u>
REVENUES AND OTHER SOURCES			
Taxes			
Ad valorem	\$ 115,000	\$ 113,082	\$ (1,918)
Sale and use			
Intergovernmental revenues			
Federal			
State	25,000	11,423	(13,577)
Local			
Fines and forfeitures			
Charges for services	12,500	12,500	-
Use of money and property	1,300	1,740	440
Other revenues	200	13	(187)
In-kind			
Other financing sources:			
Operating transfers in	120,000	158,553	38,553
Sale of Assets			
Loan proceeds	-	-	-
Total revenues and other sources	<u>274,000</u>	<u>297,311</u>	<u>23,311</u>
EXPENDITURES AND OTHER USES			
Current:			
Housing assistance payments	-	-	-
General government			
Salaries and benefits			
Other program expenditures			
Public safety			
Salaries and benefits			
Other program expenditures	158,550	135,134	23,416
Public works			
Salaries and benefits			
Other program expenditures			
Health and welfare			
Salaries and benefits			
Other program expenditures			
Culture and recreation			
Salaries and benefits			
Other program expenditures			
Economic development			
Salaries and benefits			
Other program expenditures			
Other expenditures			
Capital outlay	135,000	42,907	92,093
Debt service			
Principal	24,791	24,791	-
Interest	6,451	6,451	-
Other financing use:			
Operating transfers out	-	-	-
Total expenditures and other uses	<u>324,792</u>	<u>209,283</u>	<u>115,509</u>
EXCESS (DEFICIENCY) OF			
REVENUES AND OTHER SOURCES			
OVER EXPENDITURES AND OTHER USES	(50,792)	88,028	138,820
FUND BALANCES (DEFICIT) AT BEGINNING OF YEAR	<u>277,485</u>	<u>277,485</u>	-
FUND BALANCE (DEFICIT) AT THE END OF YEAR	<u>\$ 226,693</u>	<u>\$ 365,513</u>	<u>\$ 138,820</u>

IBERVILLE PARISH COUNCIL
Plaquemine, Louisiana
Schedule of Revenues, Expenditures, and Changes in Fund Balances
Budget and Actual (Non-GAAP Budgetary Basis)
WHITE CASTLE FIRE DEPARTMENT
For the Year Ended December 31, 2010

	<u>Budget</u>	<u>Actual</u>	<u>Variance- Favorable (Unfavorable)</u>
REVENUES AND OTHER SOURCES			
Taxes			
Ad valorem	\$ -	\$ -	\$ -
Sale and use			
Intergovernmental revenues			
Federal			
State	14,000	15,251	1,251
Local			
Fines and forfeitures			
Charges for services			
Use of money and property			
Other revenues			
In-kind			
Other financing sources:			
Operating transfers in	120,000	156,551	36,551
Loan proceeds	-	-	-
Total revenues and other sources	<u>134,000</u>	<u>171,802</u>	<u>37,802</u>
EXPENDITURES AND OTHER USES			
Current:			
Housing assistance payments	-	-	-
General government			
Salaries and benefits			
Other program expenditures			
Public safety			
Salaries and benefits			
Other program expenditures	134,000	171,802	(37,802)
Public works			
Salaries and benefits			
Other program expenditures			
Health and welfare			
Salaries and benefits			
Other program expenditures			
Culture and recreation			
Salaries and benefits			
Other program expenditures			
Economic development			
Salaries and benefits			
Other program expenditures			
Other expenditures			
Capital outlay			
Debt service			
Principal			
Interest			
Other financing use:			
Operating transfers out	-	-	-
Total expenditures and other uses	<u>134,000</u>	<u>171,802</u>	<u>(37,802)</u>
EXCESS (DEFICIENCY) OF REVENUES AND OTHER SOURCES OVER EXPENDITURES AND OTHER USES			
	-	-	-
FUND BALANCES (DEFICIT) AT BEGINNING OF YEAR			
	-	-	-
FUND BALANCE (DEFICIT) AT THE END OF YEAR			
	<u>\$ -</u>	<u>\$ -</u>	<u>\$ -</u>

IBERVILLE PARISH COUNCIL
Plaquemine, Louisiana
Schedule of Revenues, Expenditures, and Changes in Fund Balances
Budget and Actual (Non-GAAP Budgetary Basis)
PARISH TRANSPORTATION
For the Year Ended December 31, 2010

	<u>Budget</u>	<u>Actual</u>	<u>Variance- Favorable (Unfavorable)</u>
REVENUES AND OTHER SOURCES			
Taxes			
Ad valorem	\$ -	\$ -	\$ -
Sale and use			
Intergovernmental revenues			
Federal			
State	375,000	341,779	(33,221)
Local			
Fines and forfeitures			
Charges for services			
Use of money and property	2,000	2,186	186
Other revenues	-	-	-
In-kind			
Other financing sources:			
Operating transfers in			
Loan proceeds	-	-	-
Total revenues and other sources	<u>377,000</u>	<u>343,965</u>	<u>(33,035)</u>
EXPENDITURES AND OTHER USES			
Current:			
Housing assistance payments	-	-	-
General government			
Salaries and benefits			
Other program expenditures			
Public safety			
Salaries and benefits			
Other program expenditures			
Public works			
Salaries and benefits			
Other program expenditures	370,000	227,539	142,461
Health and welfare			
Salaries and benefits			
Other program expenditures			
Culture and recreation			
Salaries and benefits			
Other program expenditures			
Economic development			
Salaries and benefits			
Other program expenditures			
Other expenditures			
Capital outlay	300,000	298,788	1,212
Debt service			
Principal			
Interest			
Other financing use:			
Operating transfers out	-	-	-
Total expenditures and other uses	<u>670,000</u>	<u>526,327</u>	<u>143,673</u>
EXCESS (DEFICIENCY) OF REVENUES AND OTHER SOURCES OVER EXPENDITURES AND OTHER USES	(293,000)	(182,362)	110,638
FUND BALANCES (DEFICIT) AT BEGINNING OF YEAR	<u>470,485</u>	<u>470,485</u>	-
FUND BALANCE (DEFICIT) AT THE END OF YEAR	<u>\$ 177,485</u>	<u>\$ 288,123</u>	<u>\$ 110,638</u>

IBERVILLE PARISH COUNCIL
Plaquemine, Louisiana
Schedule of Revenues, Expenditures, and Changes in Fund Balances
Budget and Actual (Non-GAAP Budgetary Basis)
BAYOU BLUE FIRE DISTRICT NUMBER 2
For the Year Ended December 31, 2010

	<u>Budget</u>	<u>Actual</u>	<u>Variance- Favorable (Unfavorable)</u>
REVENUES AND OTHER SOURCES			
Taxes			
Ad valorem	\$ 46,000	\$ 50,177	\$ 4,177
Sale and use			
Intergovernmental revenues			
Federal	20,000	-	(20,000)
State	4,300	24,627	20,327
Local			
Fines and forfeitures			
Charges for services			
Use of money and property	200	1,702	1,502
Other revenues			
In-kind			
Other financing sources:			
Operating transfers in	120,000	157,752	37,752
Sales of Assets	5,200	5,109	(91)
Loan proceeds	-	-	-
Total revenues and other sources	<u>195,700</u>	<u>239,367</u>	<u>43,667</u>
EXPENDITURES AND OTHER USES			
Current:			
Housing assistance payments	-	-	-
General government			
Salaries and benefits			
Other program expenditures			
Public safety			
Salaries and benefits			
Other program expenditures	63,600	61,594	2,006
Public works			
Salaries and benefits			
Other program expenditures			
Health and welfare			
Salaries and benefits			
Other program expenditures			
Culture and recreation			
Salaries and benefits			
Other program expenditures			
Economic development			
Salaries and benefits			
Other program expenditures			
Other expenditures			
Capital outlay	55,000	60,521	(5,521)
Debt service			
Principal	64,875	68,699	(3,824)
Interest	5,291	6,152	(861)
Other financing use:			
Operating transfers out	-	-	-
Total expenditures and other uses	<u>188,766</u>	<u>196,966</u>	<u>(8,200)</u>
EXCESS (DEFICIENCY) OF REVENUES AND OTHER SOURCES OVER EXPENDITURES AND OTHER USES	6,934	42,401	35,467
FUND BALANCES (DEFICIT) AT BEGINNING OF YEAR	<u>301,239</u>	<u>301,239</u>	<u>-</u>
FUND BALANCE (DEFICIT) AT THE END OF YEAR	<u>\$ 308,173</u>	<u>\$ 343,640</u>	<u>\$ 35,467</u>

IBERVILLE PARISH COUNCIL
Plaquemine, Louisiana
Schedule of Revenues, Expenditures, and Changes in Fund Balances
Budget and Actual (Non-GAAP Budgetary Basis)
CHILD CARE FOOD PROGRAM
For the Year Ended December 31, 2010

	<u>Budget</u>	<u>Actual</u>	<u>Variance- Favorable (Unfavorable)</u>
REVENUES AND OTHER SOURCES			
Taxes			
Ad valorem	\$ -	\$ -	\$ -
Sale and use			
Intergovernmental revenues			
Federal	262,913	241,561	(21,352)
State			
Local			
Fines and forfeitures			
Charges for services			
Use of money and property			
Other revenues			
In-kind			
Other financing sources:			
Operating transfers in	105,809	101,454	(4,355)
Loan proceeds	-	-	-
Total revenues and other sources	<u>368,722</u>	<u>343,015</u>	<u>(25,707)</u>
EXPENDITURES AND OTHER USES			
Current:			
Housing assistance payments	-	-	-
General government			
Salaries and benefits			
Other program expenditures			
Public safety			
Salaries and benefits			
Other program expenditures			
Public works			
Salaries and benefits			
Other program expenditures			
Health and welfare			
Salaries and benefits			
Other program expenditures	368,722	343,015	25,707
Culture and recreation			
Salaries and benefits			
Other program expenditures			
Economic development			
Salaries and benefits			
Other program expenditures			
Other expenditures			
Capital outlay			
Debt service			
Principal			
Interest			
Other financing use:			
Operating transfers out	-	-	-
Total expenditures and other uses	<u>368,722</u>	<u>343,015</u>	<u>25,707</u>
EXCESS (DEFICIENCY) OF REVENUES AND OTHER SOURCES OVER EXPENDITURES AND OTHER USES			
	-	-	-
FUND BALANCES (DEFICIT) AT BEGINNING OF YEAR	<u>9,399</u>	<u>9,399</u>	<u>-</u>
FUND BALANCE (DEFICIT) AT THE END OF YEAR	<u>\$ 9,399</u>	<u>\$ 9,399</u>	<u>\$ -</u>

IBERVILLE PARISH COUNCIL
Plaquemine, Louisiana
Schedule of Revenues, Expenditures, and Changes in Fund Balances
Budget and Actual (Non-GAAP Budgetary Basis)
OFFICE OF COMMUNITY SERVICES
For the Year Ended December 31, 2010

	<u>Budget</u>	<u>Actual</u>	<u>Variance- Favorable (Unfavorable)</u>
REVENUES AND OTHER SOURCES			
Taxes			
Ad valorem	\$ -	\$ -	\$ -
Sale and use			
Intergovernmental revenues			
Federal			
State			
Local			
Fines and forfeitures			
Charges for services	-	1,554	1,554
Use of money and property			
Other revenues		481	481
In-kind			
Other financing sources:			
Operating transfers in	223,000	243,529	20,529
Loan proceeds	-	-	-
Total revenues and other sources	<u>223,000</u>	<u>245,564</u>	<u>22,564</u>
EXPENDITURES AND OTHER USES			
Current:			
Housing assistance payments			
General government			
Salaries and benefits			
Other program expenditures			
Public safety			
Salaries and benefits			
Other program expenditures			
Public works			
Salaries and benefits			
Other program expenditures			
Health and welfare			
Salaries and benefits	202,093	219,465	(17,372)
Other program expenditures	72,800	61,589	11,211
Culture and recreation			
Salaries and benefits			
Other program expenditures			
Economic development			
Salaries and benefits			
Other program expenditures			
Other expenditures			
Capital outlay		1,238	(1,238)
Debt service			
Principal			
Interest			
Other financing use:			
Operating transfers out	-	-	-
Total expenditures and other uses	<u>274,893</u>	<u>282,292</u>	<u>(7,399)</u>
EXCESS (DEFICIENCY) OF			
REVENUES AND OTHER SOURCES			
OVER EXPENDITURES AND OTHER USES	(51,893)	(36,728)	15,165
FUND BALANCES (DEFICIT) AT BEGINNING OF YEAR	<u>75,800</u>	<u>75,800</u>	<u>-</u>
FUND BALANCE (DEFICIT) AT THE END OF YEAR	<u>\$ 23,907</u>	<u>\$ 39,072</u>	<u>\$ 15,165</u>

IBERVILLE PARISH COUNCIL
Plaquemine, Louisiana
Schedule of Revenues, Expenditures, and Changes in Fund Balances
Budget and Actual (Non-GAAP Budgetary Basis)
COMMUNITY SERVICES BLOCK GRANT
For the Year Ended December 31, 2010

	Budget	Actual	Variance- Favorable (Unfavorable)
REVENUES AND OTHER SOURCES			
Taxes			
Ad valorem	\$ -	\$ -	\$ -
Sale and use			
Intergovernmental revenues			
Federal	336,676	351,859	15,183
State			
Local			
Fines and forfeitures			
Charges for services			
Use of money and property			
Other revenues			
In-kind			
Other financing sources:			
Operating transfers in			
Loan proceeds			
Total revenues and other sources	<u>336,676</u>	<u>351,859</u>	<u>15,183</u>
EXPENDITURES AND OTHER USES			
Current:			
Housing assistance payments	-	-	-
General government			
Salaries and benefits			
Other program expenditures			
Public safety			
Salaries and benefits			
Other program expenditures			
Public works			
Salaries and benefits			
Other program expenditures			
Health and welfare			
Salaries and benefits			
Other program expenditures	316,676	311,587	5,089
Culture and recreation			
Salaries and benefits			
Other program expenditures			
Economic development			
Salaries and benefits			
Other program expenditures			
Other expenditures			
Capital outlay			
Debt service			
Principal			
Interest			
Other financing use:			
Operating transfers out	20,000	40,272	(20,272)
Total expenditures and other uses	<u>336,676</u>	<u>351,859</u>	<u>(15,183)</u>
EXCESS (DEFICIENCY) OF REVENUES AND OTHER SOURCES OVER EXPENDITURES AND OTHER USES			
	-	-	-
FUND BALANCES (DEFICIT) AT BEGINNING OF YEAR	<u>4,801</u>	<u>4,801</u>	<u>-</u>
FUND BALANCE (DEFICIT) AT THE END OF YEAR	<u>\$ 4,801</u>	<u>\$ 4,801</u>	<u>\$ -</u>

IBERVILLE PARISH COUNCIL
Plaquemine, Louisiana
Schedule of Revenues, Expenditures, and Changes in Fund Balances
Budget and Actual (Non-GAAP Budgetary Basis)
USDA COMMODITY PROGRAM
For the Year Ended December 31, 2010

	<u>Budget</u>	<u>Actual</u>	<u>Variance- Favorable (Unfavorable)</u>
REVENUES AND OTHER SOURCES			
Taxes			
Ad valorem	\$ -	\$ -	\$ -
Sale and use			
Intergovernmental revenues			
Federal			
State			
Local			
Fines and forfeitures			
Charges for services			
Use of money and property			
Other revenues			
In-kind			
Other financing sources:			
Operating transfers in	18,000	18,000	-
Loan proceeds	-	-	-
Total revenues and other sources	<u>18,000</u>	<u>18,000</u>	<u>-</u>
EXPENDITURES AND OTHER USES			
Current:			
Housing assistance payments	-	-	-
General government			
Salaries and benefits			
Other program expenditures			
Public safety			
Salaries and benefits			
Other program expenditures			
Public works			
Salaries and benefits			
Other program expenditures			
Health and welfare			
Salaries and benefits			
Other program expenditures	26,200	22,893	3,307
Culture and recreation			
Salaries and benefits			
Other program expenditures			
Economic development			
Salaries and benefits			
Other program expenditures			
Other expenditures			
Capital outlay			
Debt service			
Principal			
Interest			
Other financing use:			
Operating transfers out	-	-	-
Total expenditures and other uses	<u>26,200</u>	<u>22,893</u>	<u>3,307</u>
EXCESS (DEFICIENCY) OF REVENUES AND OTHER SOURCES OVER EXPENDITURES AND OTHER USES	(8,200)	(4,893)	3,307
FUND BALANCES (DEFICIT) AT BEGINNING OF YEAR	<u>26,566</u>	<u>26,566</u>	<u>-</u>
FUND BALANCE (DEFICIT) AT THE END OF YEAR	<u>\$ 18,366</u>	<u>\$ 21,673</u>	<u>\$ 3,307</u>

IBERVILLE PARISH COUNCIL
Plaquemine, Louisiana
Schedule of Revenues, Expenditures, and Changes in Fund Balances
Budget and Actual (Non-GAAP Budgetary Basis)
COMMUNITY SERVICES UTILITY ACTIVITY
For the Year Ended December 31, 2010

	<u>Budget</u>	<u>Actual</u>	<u>Variance- Favorable (Unfavorable)</u>
REVENUES AND OTHER SOURCES			
Taxes			
Ad valorem	\$ -	\$ -	\$ -
Sale and use			
Intergovernmental revenues			
Federal	325,000	382,981	57,981
State			
Local			
Fines and forfeitures			
Charges for services			
Use of money and property			
Other revenues	-	-	-
In-kind			
Other financing sources:			
Operating transfers in			
Loan proceeds	-	-	-
Total revenues and other sources	<u>325,000</u>	<u>382,981</u>	<u>57,981</u>
EXPENDITURES AND OTHER USES			
Current:			
Housing assistance payments	-	-	-
General government			
Salaries and benefits			
Other program expenditures			
Public safety			
Salaries and benefits			
Other program expenditures			
Public works			
Salaries and benefits			
Other program expenditures			
Health and welfare			
Salaries and benefits			
Other program expenditures	297,000	356,135	(59,135)
Culture and recreation			
Salaries and benefits			
Other program expenditures			
Economic development			
Salaries and benefits			
Other program expenditures			
Other expenditures			
Capital outlay			
Debt service			
Principal			
Interest			
Other financing use:			
Operating transfers out	28,000	28,258	(258)
Total expenditures and other uses	<u>325,000</u>	<u>384,393</u>	<u>(59,393)</u>
EXCESS (DEFICIENCY) OF			
REVENUES AND OTHER SOURCES			
OVER EXPENDITURES AND OTHER USES	-	(1,412)	(1,412)
FUND BALANCES (DEFICIT) AT BEGINNING OF YEAR	<u>1,421</u>	<u>1,421</u>	<u>-</u>
FUND BALANCE (DEFICIT) AT THE END OF YEAR	<u>\$ 1,421</u>	<u>\$ 9</u>	<u>\$ (1,412)</u>

IBERVILLE PARISH COUNCIL
Plaquemine, Louisiana
Schedule of Revenues, Expenditures, and Changes in Fund Balances
Budget and Actual (Non-GAAP Budgetary Basis)
EMERGENCY 911
For the Year Ended December 31, 2010

	Budget	Actual	Variance- Favorable (Unfavorable)
REVENUES AND OTHER SOURCES			
Taxes			
Ad valorem	\$ -	\$ -	-
Sale and use	300,000	300,000	-
Intergovernmental revenues			
Federal			
State			
Local			
Fines and forfeitures			
Charges for services	290,100	341,127	51,027
Use of money and property			
Other revenues	30,000	15,020	(14,980)
In-kind			
Other financing sources:			
Operating transfers in			
Sales of Assets	-	60	60
Loan proceeds	-	-	-
Total revenues and other sources	<u>620,100</u>	<u>656,207</u>	<u>36,107</u>
EXPENDITURES AND OTHER USES			
Current:			
Housing assistance payments	-	-	-
General government			
Salaries and benefits			
Other program expenditures			
Public safety			
Salaries and benefits	450,967	492,746	(41,779)
Other program expenditures	163,200	171,258	(8,058)
Public works			
Salaries and benefits			
Other program expenditures			
Health and welfare			
Salaries and benefits			
Other program expenditures			
Culture and recreation			
Salaries and benefits			
Other program expenditures			
Economic development			
Salaries and benefits			
Other program expenditures			
Other expenditures			
Capital outlay	12,000	13,434	(1,434)
Debt service			
Principal			
Interest			
Other financing use:			
Operating transfers out	-	-	-
Total expenditures and other uses	<u>626,167</u>	<u>677,438</u>	<u>(51,271)</u>
EXCESS (DEFICIENCY) OF REVENUES AND OTHER SOURCES OVER EXPENDITURES AND OTHER USES	(6,067)	(21,231)	(15,164)
FUND BALANCES (DEFICIT) AT BEGINNING OF YEAR	<u>242,587</u>	<u>242,587</u>	-
FUND BALANCE (DEFICIT) AT THE END OF YEAR	<u>\$ 236,520</u>	<u>\$ 221,356</u>	<u>\$ (15,164)</u>

IBERVILLE PARISH COUNCIL
Plaquemine, Louisiana
Schedule of Revenues, Expenditures, and Changes in Fund Balances
Budget and Actual (Non-GAAP Budgetary Basis)
FEMA UTILITY ASSISTANCE
For the Year Ended December 31, 2010

	Budget	Actual	Variance- Favorable (Unfavorable)
REVENUES AND OTHER SOURCES			
Taxes			
Ad valorem	\$ -	\$ -	\$ -
Sale and use			
Intergovernmental revenues			
Federal	26,664	17,031	(9,633)
State STOP			
Local			
Fines and forfeitures			
Charges for services			
Use of money and property			
Other revenues			
In-kind			
Other financing sources:			
Operating transfers in	-	-	-
Loan proceeds	-	-	-
Total revenues and other sources	<u>26,664</u>	<u>17,031</u>	<u>(9,633)</u>
EXPENDITURES AND OTHER USES			
Current:			
Housing assistance payments	-	-	-
General government			
Salaries and benefits			
Other program expenditures			
Public safety			
Salaries and benefits			
Other program expenditures			
Public works			
Salaries and benefits			
Other program expenditures			
Health and welfare			
Salaries and benefits			
Other program expenditures	26,664	17,413	9,251
Culture and recreation			
Salaries and benefits			
Other program expenditures			
Economic development			
Salaries and benefits			
Other program expenditures			
Other expenditures			
Capital outlay			
Debt service			
Principal			
Interest			
Other financing use:			
Operating transfers out	-	-	-
Total expenditures and other uses	<u>26,664</u>	<u>17,413</u>	<u>9,251</u>
EXCESS (DEFICIENCY) OF			
REVENUES AND OTHER SOURCES			
OVER EXPENDITURES AND OTHER USES	-	(382)	(382)
FUND BALANCES (DEFICIT) AT BEGINNING OF YEAR	<u>432</u>	<u>432</u>	<u>-</u>
FUND BALANCE (DEFICIT) AT THE END OF YEAR	<u>\$ 432</u>	<u>\$ 50</u>	<u>\$ (382)</u>

IBERVILLE PARISH COUNCIL
Plaquemine, Louisiana
Schedule of Revenues, Expenditures, and Changes in Fund Balances
Budget and Actual (Non-GAAP Budgetary Basis)
SECTION 8 HOUSING
For the Year Ended December 31, 2010

	<u>Budget</u>	<u>Actual</u>	<u>Variance- Favorable (Unfavorable)</u>
REVENUES AND OTHER SOURCES			
Taxes			
Ad valorem	\$ -	\$ -	\$ -
Sale and use			
Intergovernmental revenues			
Federal	120,000	111,415	(8,585)
State			
Local			
Fines and forfeitures			
Charges for services			
Use of money and property			
Other revenues			
In-kind			
Other financing sources:			
Operating transfers in			
Loan proceeds			
Total revenues and other sources	<u>120,000</u>	<u>111,415</u>	<u>(8,585)</u>
EXPENDITURES AND OTHER USES			
Current:			
Housing assistance payments			
General government			
Salaries and benefits			
Other program expenditures			
Public safety			
Salaries and benefits			
Other program expenditures			
Public works			
Salaries and benefits			
Other program expenditures			
Health and welfare			
Salaries and benefits			
Other program expenditures	120,000	130,512	(10,512)
Culture and recreation			
Salaries and benefits			
Other program expenditures			
Economic development			
Salaries and benefits			
Other program expenditures			
Other expenditures			
Capital outlay			
Debt service			
Principal			
Interest			
Other financing use:			
Operating transfers out			
Total expenditures and other uses	<u>120,000</u>	<u>130,512</u>	<u>(10,512)</u>
EXCESS (DEFICIENCY) OF REVENUES AND OTHER SOURCES OVER EXPENDITURES AND OTHER USES	-	(19,097)	(19,097)
FUND BALANCES (DEFICIT) AT BEGINNING OF YEAR	<u>35,095</u>	<u>35,095</u>	<u>-</u>
FUND BALANCE (DEFICIT) AT THE END OF YEAR	<u>\$ 35,095</u>	<u>\$ 15,998</u>	<u>\$ (19,097)</u>

IBERVILLE PARISH COUNCIL
Plaquemine, Louisiana
Schedule of Revenues, Expenditures, and Changes in Fund Balances
Budget and Actual (Non-GAAP Budgetary Basis)
DISASTER RELIEF
For the Year Ended December 31, 2010

	<u>Budget</u>	<u>Actual</u>	<u>Variance- Favorable (Unfavorable)</u>
REVENUES AND OTHER SOURCES			
Taxes			
Ad valorem	\$ -	\$ -	\$ -
Sale and use			
Intergovernmental revenues			
Federal			
State			
Local			
Fines and forfeitures			
Charges for services			
Use of money and property			
Other revenues			
In-kind			
Other financing sources:			
Operating transfers in			
Loan proceeds			
Total revenues and other sources	-	-	-
EXPENDITURES AND OTHER USES			
Current:			
Housing assistance payments			
General government			
Salaries and benefits			
Other program expenditures			
Public safety			
Salaries and benefits			
Other program expenditures			
Public works			
Salaries and benefits			
Other program expenditures			
Health and welfare			
Salaries and benefits			
Other program expenditures			
Culture and recreation			
Salaries and benefits			
Other program expenditures			
Economic development			
Salaries and benefits			
Other program expenditures			
Other expenditures			
Capital outlay			
Debt service			
Principal			
Interest			
Other financing use:			
Operating transfers out			
Total expenditures and other uses	-	-	-
EXCESS (DEFICIENCY) OF REVENUES AND OTHER SOURCES OVER EXPENDITURES AND OTHER USES	-	-	-
FUND BALANCES (DEFICIT) AT BEGINNING OF YEAR	79,663	79,663	-
FUND BALANCE (DEFICIT) AT THE END OF YEAR	\$ 79,663	\$ 79,663	\$ -

IBERVILLE PARISH COUNCIL
Plaquemine, Louisiana
Schedule of Revenues, Expenditures, and Changes in Fund Balances
Budget and Actual (Non-GAAP Budgetary Basis)
18TH JDC DRUG COURT
For the Year Ended December 31, 2010

	<u>Budget</u>	<u>Actual</u>	<u>Variance- Favorable (Unfavorable)</u>
REVENUES AND OTHER SOURCES			
Taxes			
Ad valorem	\$ -	\$ -	\$ -
Sale and use			
Intergovernmental revenues			
Federal			
State		98,729	98,729
Local			
Fines and forfeitures		26,609	26,609
Charges for services			
Use of money and property		81,874	81,874
Other revenues			
In-kind			
Other financing sources:			
Operating transfers in			
Sales of Assets		4	4
Loan proceeds			
Total revenues and other sources	-	207,216	207,216
EXPENDITURES AND OTHER USES			
Current:			
Housing assistance payments			
General government			
Salaries and benefits	-	85,051	(85,051)
Other program expenditures	-	103,747	(103,747)
Public safety			
Salaries and benefits			
Other program expenditures			
Public works			
Salaries and benefits			
Other program expenditures			
Health and welfare			
Salaries and benefits			
Other program expenditures			
Culture and recreation			
Salaries and benefits			
Other program expenditures			
Economic development			
Salaries and benefits			
Other program expenditures			
Other expenditures			
Capital outlay			
Debt service			
Principal			
Interest			
Other financing use:			
Operating transfers out			
Total expenditures and other uses	-	188,798	(188,798)
EXCESS (DEFICIENCY) OF REVENUES AND OTHER SOURCES OVER EXPENDITURES AND OTHER USES	-	18,418	18,418
FUND BALANCES (DEFICIT) AT BEGINNING OF YEAR	-	60,689	60,689
FUND BALANCE (DEFICIT) AT THE END OF YEAR	\$ -	\$ 79,107	\$ 79,107

IBERVILLE PARISH COUNCIL
Plaquemine, Louisiana
Statement of Revenues, Expenditures, and Changes in Fund Balances
Budget and Actual (Non-GAAP Budgetary Basis)
SALES TAX BOND RESERVE FUND
For the Year Ended December 31, 2010

	<u>Budget</u>	<u>Actual</u>	<u>Variance- Favorable (Unfavorable)</u>
REVENUES AND OTHER SOURCES			
Taxes			
Ad valorem	\$ -	\$ -	\$ -
Sale and use			
Intergovernmental revenues			
Federal			
State			
Local			
Fines and forfeitures			
Charges for services			
Use of money and property	3,000	3,331	331
Other revenues			
In-kind			
Other financing sources:			
Operating transfers in			
Loan proceeds			
Total revenues and other sources	<u>3,000</u>	<u>3,331</u>	<u>331</u>
EXPENDITURES AND OTHER USES			
Current:			
Housing assistance payments	-	-	-
General government			
Salaries and benefits			
Other program expenditures			
Public safety			
Salaries and benefits			
Other program expenditures			
Public works			
Salaries and benefits			
Other program expenditures			
Health and welfare			
Salaries and benefits			
Other program expenditures			
Culture and recreation			
Salaries and benefits			
Other program expenditures			
Economic development			
Salaries and benefits			
Other program expenditures			
Other expenditures			
Capital outlay			
Debt service			
Principal			
Interest			
Other financing use:			
Operating transfers out	-	200,000	(200,000)
Total expenditures and other uses	<u>-</u>	<u>200,000</u>	<u>(200,000)</u>
EXCESS (DEFICIENCY) OF			
REVENUES AND OTHER SOURCES			
OVER EXPENDITURES AND OTHER USES	3,000	(196,669)	(199,669)
FUND BALANCES (DEFICIT) AT BEGINNING OF YEAR	<u>1,081,889</u>	<u>1,081,889</u>	<u>-</u>
FUND BALANCE (DEFICIT) AT THE END OF YEAR	<u>\$ 1,084,889</u>	<u>\$ 885,220</u>	<u>\$ (199,669)</u>

IBERVILLE PARISH COUNCIL
Plaquemine, Louisiana
Statement of Revenues, Expenditures, and Changes in Fund Balances
Budget and Actual (Non-GAAP Budgetary Basis)
ROAD PROJECT DEBT SERVICE FUND
For the Year Ended December 31, 2010

	<u>Budget</u>	<u>Actual</u>	<u>Variance- Favorable (Unfavorable)</u>
REVENUES AND OTHER SOURCES			
Taxes			
Ad valorem	\$ -	\$ -	\$ -
Sale and use			
Intergovernmental revenues			
Federal			
State			
Local			
Fines and forfeitures			
Charges for services			
Use of money and property			
Other revenues			
In-kind			
Other financing sources:			
Operating transfers in	317,500	317,500	-
Loan proceeds	-	-	-
Total revenues and other sources	<u>317,500</u>	<u>317,500</u>	<u>-</u>
EXPENDITURES AND OTHER USES			
Current:			
Housing assistance payments	-	-	-
General government			
Salaries and benefits			
Other program expenditures			
Public safety			
Salaries and benefits			
Other program expenditures			
Public works			
Salaries and benefits			
Other program expenditures			
Health and welfare			
Salaries and benefits			
Other program expenditures			
Culture and recreation			
Salaries and benefits			
Other program expenditures			
Economic development			
Salaries and benefits			
Other program expenditures			
Other expenditures		-	-
Capital outlay			
Debt service			
Principal	300,000	300,000	-
Interest	26,250	26,250	-
Other financing use:			
Operating transfers out	-	-	-
Total expenditures and other uses	<u>326,250</u>	<u>326,250</u>	<u>-</u>
EXCESS (DEFICIENCY) OF REVENUES AND OTHER SOURCES OVER EXPENDITURES AND OTHER USES			
	(8,750)	(8,750)	-
FUND BALANCES (DEFICIT) AT BEGINNING OF YEAR			
	<u>218,000</u>	<u>218,000</u>	<u>-</u>
FUND BALANCE (DEFICIT) AT THE END OF YEAR			
	<u>\$ 209,250</u>	<u>\$ 209,250</u>	<u>\$ -</u>

IBERVILLE PARISH COUNCIL

SCHEDULE 30

Plaquemine, Louisiana

Schedule of Compensation Paid Board Members

For the Year Ended December 31, 2010

Parish Council

	<u>2010</u>
Salaris G. Butler	\$ 14,400
Timothy Vallet	14,400
Leonard Jackson	14,400
Terry Bradford	14,400
Howard Oubre, Jr.	14,400
Louis R. Kelly, Jr.	14,400
Mitchel Ourso	14,400
Henry Scott	14,400
Gene P. Stevens, Jr.	14,400
Warren Taylor	14,400
Edwin Reeves	14,400
Matthew H. Jewell	14,400
Wayne Roy	14,400
Total	\$ 187,200

Waterworks District #2

Delores Jackson	\$ 360
Eugene Leblanc	\$ 360
Russell Redditt	\$ 360
Robert Hornstein	\$ 360
Melvin Lodge, Sr.	\$ 360
Jessie Thomas	\$ 360
Leroy Alfred	\$ 360
Walter Hudson	\$ 225
Carolyn Videau	\$ 1,107
Frank Brost	\$ 360
Total	\$ 4,212

Waterworks District #3

Rickey Breaux, President	\$ 1,200
Leroy Pugh, Vice President	1,020
Raymond Dennis, Jr., Secretary	1,200
Cary Haydel, Treasurer	1,140
Brent Barbier	840
Total	\$ 5,400

Waterworks District #4

Eugene Simpson, President	\$ 720
Robby Arnold	660
Nancy Shearer	540
Eric Elliot	600
Edward Gant	720
Total	\$ 3,240

IBERVILLE PARISH COUNCIL
 Plaquemine, Louisiana
 Schedule of Expenditure of Federal Awards
 For the Year Ended December 31, 2010

SCHEDULE 31

Federal Grantor	CFDA	Federal
Pass Through Grantor Name / Direct Program <i>Program Title</i>	Number	Expenditures
Federal Emergency Management Agency		
Direct Programs:		
Utility Assistance Passed through Louisiana Dept. Homeland Security:	97.024	\$ 17,031
Hazard Mitigation	97.039	46,433
Emergency Management Performance Grants	97.042	110,302
Total Federal Emergency Management Agency		\$ 173,766
 United States Department of Agriculture		
Direct Programs:		
Passed through Louisiana Department of Education: Child and Adult Care Food Program	10.558	241,561
Total United States Department of Agriculture		\$ 241,561
 United States Department of Health and Human Services		
Passed through Capital Area Human Services District:		
Block Grants for Prevention and Treatment of Substance Abuse	93.959	\$ 108,365
Passed through Louisiana Department of Labor:		
Community Services Block Grant Discretionary Awards- Community Food and Nutrition	93.569*	351,859
Direct Programs:		
Head Start	93.600*	2,938,570
Head Start Training and Technical Assistance	93.600*	56,424
Head Start ARRA Stimulus	93.701*	90,629
Passed through Louisiana Department of Social Services:		
Low-Income Home Energy Assistance	93.568*	382,981
Total United States Department of Health and Human Services		\$ 3,928,828
 United States Department of Housing and Urban Development		
Passed through Louisiana Recovery Unit:		
Community Development Block Grant	14.228	208,750
Passed through Division of Administration- Office of Finance and Support Services:		
Section 8 Housing	14.856	\$ 111,415
Total United States Department of Housing and Urban Development		\$ 320,165

IBERVILLE PARISH COUNCIL
Plaquemine, Louisiana
Schedule of Expenditure of Federal Awards
For the Year Ended December 31, 2010

SCHEDULE 31

(CONTINUED)

Federal Grantor Pass Through Grantor Name / Direct Program Program Title	CFDA Number	Federal Expenditures
United States Department of the Interior, Fish and Wildlife Service		
Direct Programs:		
Payment in Lieu of Taxes	15.226 \$	46,758
Refuge Revenue Sharing Payment	None	-
Total United States Department of the Interior		\$ 46,758
TOTAL EXPENDITURES		\$ 4,711,078

*Major federal financial assistance program.

**Major federal financial assistance program-Waterworks District #3-Iberville Parish

***Major federal financial assistance program-Waterworks District #4-Iberville Parish

Note 1. Basis of Presentation

The accompanying schedule of expenditures of federal awards includes the federal grant activity of Iberville Parish Council and is presented on the cash basis. The information in this schedule is presented in accordance with the requirements of OMB Circular A-133, Audits of States, Local Governments and Non-Profit Organizations. Therefore, some amounts presented in this schedule may differ from amounts presented in, or used in the preparation of the general purpose financial statements. There were no subrecipients of the federal grants.

(CONCLUDED)

BAXLEY AND ASSOCIATES, LLC

P. O. Box 482
58225 Belleview Drive
Plaquemine, Louisiana 70764
Phone (225) 687-6630 Fax (225) 687-0365

Hugh F. Baxley, PFS/CVA/CPA
Margaret A. Pritchard, CPA

Staci H. Joffrion, CPA

EXHIBIT A

The Honorable J. Mitchell Ourso, Jr., President
and the Councilmen of the Iberville Parish Council
Plaquemine, LA

REPORT ON INTERNAL CONTROL OVER FINANCIAL REPORTING AND ON COMPLIANCE AND OTHER MATTERS BASED ON AN AUDIT OF FINANCIAL STATEMENTS PERFORMED IN ACCORDANCE WITH GOVERNMENT AUDITING STANDARDS

We have audited the financial statements of the governmental activities, the business-type activities, the aggregate discretely presented component units, each major fund, and the aggregate remaining fund information of the Iberville Parish Council as of and for the year ended December 31, 2010, which collectively comprise the Iberville Parish Council's basic financial statements and have issued our report thereon dated June 17, 2011. We conducted our audit in accordance with auditing standards generally accepted in the United States of America and the standards applicable to financial audits contained in *Government Auditing Standards*, issued by the Comptroller General of the United States.

Internal Control Over Financial Reporting

In planning and performing our audit, we considered Iberville Parish Council's internal control over financial reporting as a basis for designing our auditing procedures for the purpose of expressing our opinion on the financial statements, but not for the purpose of expressing an opinion on the effectiveness of the Iberville Parish Council's internal control over financial reporting. Accordingly, we do not express an opinion on the effectiveness of the Iberville Parish Council's internal control over financial reporting.

A deficiency in internal control exists when the design or operation of a control does not allow management or employees, in the normal course of performing their assigned functions, to prevent, or detect and correct misstatements on a timely basis. *A material weakness* is a deficiency, or a combination of deficiencies, in internal control such that there is a reasonable possibility that a material misstatement of the entity's financial statements will not be prevented, or detected and corrected on a timely basis.

Our consideration of internal control over financial reporting was for the limited purpose described in the first paragraph of this section and was not designed to identify all deficiencies in internal control over financial reporting that might be deficiencies, significant deficiencies, or material weaknesses. We did not identify any deficiencies in internal control over financial reporting that we consider to be material weaknesses, as defined above.

**REPORT ON INTERNAL CONTROL OVER FINANCIAL REPORTING AND ON COMPLIANCE AND
OTHER MATTERS BASED ON AN AUDIT OF FINANCIAL STATEMENTS PERFORMED IN
ACCORDANCE WITH GOVERNMENT AUDITING STANDARDS (continued)**

Compliance and Other Matters

As part of obtaining reasonable assurance about whether the Iberville Parish Council's financial statements are free of material misstatement, we performed tests of its compliance with certain provisions of laws, regulations, contracts, and grant agreements, noncompliance with which could have a direct and material effect on the determination of financial statement amounts. However, providing an opinion on compliance with those provisions was not an objective of our audit and, accordingly, we do not express such an opinion. The results of our tests disclosed no instances of noncompliance or other matters that is required to be reported under *Government Auditing Standards*.

This report is intended for the information and use of management, others within the organization, Iberville Parish Council, and federal awarding agencies and pass-through entities and is not intended to be and should not be used by anyone other than these specified parties. Under Louisiana Revised Statute 24:513, this report is distributed by the Legislative Auditor as a public document.

Baxley & Associates, LLC

Plaquemine, Louisiana
June 17, 2011

BAXLEY AND ASSOCIATES, LLC

P. O. Box 482
58225 Belleview Drive
Plaquemine, Louisiana 70764
Phone (225) 687-6630 Fax (225) 687-0365

Hugh F. Baxley, PFS/CVA/CPA
Margaret A. Pritchard, CPA

Staci H. Joffrion, CPA

EXHIBIT B

The Honorable J. Mitchell Ourso, Jr., President
and the Councilmen of the Iberville Parish Council
Plaquemine, LA

INDEPENDENT AUDITOR'S REPORT ON COMPLIANCE WITH REQUIREMENTS THAT COULD HAVE A DIRECT AND MATERIAL EFFECT ON EACH MAJOR PROGRAM AND ON INTERNAL CONTROL OVER COMPLIANCE IN ACCORDANCE WITH OMB CIRCULAR A-133

Compliance

We have audited Iberville Parish Council's compliance with the types of compliance requirements described in the *OMB Circular A-133 Compliance Supplement* that could have a direct and material effect on each of Iberville Parish Council's major federal programs for the year ended December 31, 2010. Iberville Parish Council's major federal programs are identified in the summary of auditor's results section of the accompanying schedule of findings and questioned costs. Compliance with the requirements of laws, regulations, contracts and grants applicable to each of its major federal programs is the responsibility of Iberville Parish Council's management. Our responsibility is to express an opinion on Iberville Parish Council's compliance based on our audit.

We conducted our audit of compliance in accordance with auditing standards generally accepted in the United States of America; the standards applicable to financial audits contained in *Government Auditing Standards*, issued by the Comptroller General of the United States; and OMB Circular A-133, *Audits of States, Local Governments, and Non-Profit Organizations*. Those standards and OMB Circular A-133 require that we plan and perform the audit to obtain reasonable assurance about whether noncompliance with the types of compliance requirements referred to above that could have a direct and material effect on a major federal program occurred. An audit includes examining, on a test basis, evidence about Iberville Parish Council's compliance with those requirements and performing such other procedures as we considered necessary in the circumstances. We believe that our audit provides a reasonable basis for our opinion. Our audit does not provide a legal determination on Iberville Parish Council's compliance with those requirements.

In our opinion, Iberville Parish Council complied, in all material respects, with the requirements referred to above that could have a direct and material effect on each of its major federal programs for the year ended December 31, 2010.

INDEPENDENT AUDITOR'S REPORT ON COMPLIANCE WITH REQUIREMENTS THAT COULD HAVE A DIRECT AND MATERIAL EFFECT ON EACH MAJOR PROGRAM AND ON INTERNAL CONTROL OVER COMPLIANCE IN ACCORDANCE WITH OMB CIRCULAR A-133 (continued)

Internal Control Over Compliance

Management of Iberville Parish Council is responsible for establishing and maintaining effective internal control over compliance with requirements of laws, regulations, contracts and grants applicable to federal programs. In planning and performing our audit, we considered Iberville Parish Council's internal control over compliance with requirements that could have a direct and material effect on a major federal program to determine the auditing procedures for the purpose of expressing our opinion on compliance and to test and report on internal control over compliance in accordance with OMB Circular A-133, but not for the purpose of expressing an opinion on the effectiveness of internal control over compliance. Accordingly, we do not express an opinion on the effectiveness of the Iberville Parish Council's internal control over compliance.

A deficiency in internal control over compliance exists when the design or operation of a control over compliance does not allow management or employees, in the normal course of performing their assigned functions, to prevent, or detect and correct, noncompliance with a type of compliance requirement of a federal program on a timely basis. *A material weakness in internal control over compliance* is a deficiency, or combination of deficiencies, in internal control over compliance, such that there is a reasonable possibility that material noncompliance with a type of compliance requirement of a federal program will not be prevented, or detected and corrected, on a timely basis.

Our consideration of internal control over compliance was for the limited purpose described in the first paragraph of this section and was not designed to identify all deficiencies in internal control over compliance that might be deficiencies, significant deficiencies, or material weaknesses. We did not identify any deficiencies in internal control over compliance that we consider to be material weaknesses, as defined above.

This report is intended solely for the information and use of management, the Parish Council, others within the entity, and federal awarding agencies and pass-through entities and is not intended to be and should not be used by anyone other than these specified parties.

Baxley & Associates, LLC

Plaquemine, LA
June 17, 2011

IBERVILLE PARISH COUNCIL
SCHEDULE OF FINDINGS AND QUESTIONED COSTS
YEAR ENDED DECEMBER 31, 2010

A. SUMMARY OF AUDIT RESULTS

Financial Statements

Type of auditor's report issued: *unqualified*

Internal control over financial reporting:

- Material weaknesses identified? _____ yes X no
- Significant deficiency identified that is not considered to be material weaknesses _____ yes X no
- Noncompliance material to financial statements noted? _____ yes X no

Federal Awards

Internal control over major programs:

- Material weaknesses identified? _____ yes X no
- Significant deficiency identified that is not considered to be material weaknesses? _____ yes X none reported

Type of auditor's report issued on compliance for major programs: *unqualified*

Any audit findings disclosed that are not required to be reported in accordance with section 501(a) of Circular A-133? _____ yes X no

Identification of major programs:

<i>CFDA Number(s):</i>	<i>Name of Federal Program or Cluster:</i>
93.568	U.S. Dept. of Health & Human Services – Low-Income Home Energy Assistance
93.600	U.S. Dept. of Health & Human Services – Head Start
93.600	U.S. Dept. of Health & Human Services – Head Start Training and Technical Assistance
93.701	U.S. Dept. of Health & Human Services – Head Start ARRA Stimulus
93.569	U.S. Dept. of Health & Human Services – Community Services Block Grant Discretionary Awards – Community Food and Nutrition


Dollar threshold used to distinguish between type A and type B programs: \$300,000 or Greater
Auditee qualified as low-risk auditee? X yes _____ no

**IBERVILLE PARISH COUNCIL
SCHEDULE OF PRIOR FINDINGS AND QUESTIONED COSTS
FOR THE YEAR ENDED DECEMBER 31, 2010**

There were no prior year findings and questioned costs.

**This page contains no
financial data.**

STATISTICAL SECTION



Multipurpose Center

Plaquemine

STATISTICAL SECTION

This section of the Parish's CAFR presents detailed information as a context for understanding what the information in the financial statements, note disclosures, and required supplementary information say about the Parish's overall financial health. This information has not been audited by the independent auditor.

- **Financial Trends** – These schedules contain trend information to help the reader understand how the Parish's financial performance and well-being changed over time.
- **Revenue Capacity** – These schedules contain information to help the reader assess the Parish's significant local revenue sources, the sales tax and the property tax, as well as other revenue sources.
- **Debt Capacity** – These schedules present information to help the reader assess the affordability of the Parish's current levels of outstanding debt and the Parish's ability to issue additional debt in the future.
- **Economic and Demographic Information** – These schedules offer economic and demographic indicators to help the reader understand the environment within which the Parish's financial activities take place.
- **Operating Information** – These schedules contain service and infrastructure data to help the reader understand how the information in the Parish's financial report relates to the services the Parish provides and the activities it performs.

Sources: Unless otherwise noted, the information in these schedules is derived from the Parish's comprehensive annual financial reports for the relevant years. The Parish implemented the new reporting model in the fiscal year ending December 31, 2001. Schedules presenting government-wide information include information beginning in that year.

**This page contains no
financial data.**

Iberville Parish Council
 Plaquemine, Louisiana
 Net Assets by Component
 Last Ten Fiscal Years

Table 1

	Fiscal Year									
	2010	2009	2008	2007	2006	2005	2004	2003	2002	2001
Governmental Activities										
Invested in capital assets, net of related debt	\$ 73,592,344	\$ 66,819,683	\$ 65,783,743	\$ 60,842,028	\$ 33,615,500	\$ 29,697,598	\$ 26,663,869	\$ 23,595,792	\$ 22,421,164	\$ 17,668,428
Restricted	13,740,468	16,053,608	16,222,609	21,013,199	13,192,863	12,279,313	14,248,967	15,292,277	15,398,051	12,712,871
Unrestricted	<u>2,520,622</u>	<u>2,175,876</u>	<u>877,583</u>	<u>1,582,251</u>	<u>2,936,465</u>	<u>1,564,220</u>	<u>2,810,070</u>	<u>2,365,866</u>	<u>1,390,644</u>	<u>1,806,632</u>
Total governmental activities net assets	<u>\$ 89,853,434</u>	<u>\$ 85,049,167</u>	<u>\$ 82,883,935</u>	<u>\$ 83,437,478</u>	<u>\$ 49,744,828</u>	<u>\$ 43,541,131</u>	<u>\$ 43,722,906</u>	<u>\$ 41,253,935</u>	<u>\$ 39,209,859</u>	<u>\$ 32,187,931</u>
Business-type activities										
Invested in capital assets, net of related debt	\$ 3,853,640	\$ 3,662,993	\$ 3,638,501	\$ 3,457,472	\$ 3,457,921	\$ 3,300,077	\$ 3,254,349	\$ 3,351,308	\$ 3,229,988	\$ 2,883,136
Restricted	-	-	-	-	-	-	-	-	803,704	902,897
Unrestricted	<u>1,589,383</u>	<u>1,194,646</u>	<u>811,406</u>	<u>850,745</u>	<u>782,262</u>	<u>1,053,559</u>	<u>1,093,816</u>	<u>1,110,559</u>	<u>469,084</u>	<u>327,625</u>
Total business-type activities net assets	<u>\$ 5,443,023</u>	<u>\$ 4,857,639</u>	<u>\$ 4,449,907</u>	<u>\$ 4,308,217</u>	<u>\$ 4,240,183</u>	<u>\$ 4,353,636</u>	<u>\$ 4,348,165</u>	<u>\$ 4,461,867</u>	<u>\$ 4,502,776</u>	<u>\$ 4,113,658</u>
Primary government										
Invested in capital assets, net of related debt	\$ 77,445,984	\$ 70,482,676	\$ 69,422,244	\$ 64,299,500	\$ 37,073,421	\$ 32,997,675	\$ 29,918,218	\$ 26,947,100	\$ 25,651,152	\$ 20,551,564
Restricted	13,740,468	16,053,608	16,222,609	21,013,199	13,192,863	12,279,313	14,248,967	15,292,277	16,201,755	13,615,768
Unrestricted	<u>4,110,005</u>	<u>3,370,522</u>	<u>1,688,989</u>	<u>2,432,996</u>	<u>3,718,727</u>	<u>2,617,779</u>	<u>3,903,886</u>	<u>3,476,425</u>	<u>1,859,728</u>	<u>2,134,257</u>
Total primary government net assets	<u>\$ 95,296,457</u>	<u>\$ 89,906,806</u>	<u>\$ 87,333,842</u>	<u>\$ 87,745,695</u>	<u>\$ 53,985,011</u>	<u>\$ 47,894,767</u>	<u>\$ 48,071,071</u>	<u>\$ 45,715,802</u>	<u>\$ 43,712,635</u>	<u>\$ 36,301,589</u>

Iberville Parish Council
 Plaquemine, Louisiana
 Changes in Net Assets
 Last Ten Fiscal Years

Table 2

	Fiscal Year									
	2010	2009	2008	2007	2006	2005	2004	2003	2002	2001
Expenses										
Governmental Activities:										
General Government	\$ 7,406,096	\$ 7,653,249	\$ 7,553,753	\$ 6,462,390	\$ 6,023,073	\$ 5,860,648	\$ 5,323,660	\$ 5,477,403	\$ 6,348,291	\$ 6,004,281
Public Safety	4,689,202	4,274,077	4,248,155	3,689,645	3,289,247	2,834,811	2,402,056	2,235,164	2,643,308	2,396,330
Public Works	12,346,251	14,631,687	15,283,028	10,833,406	8,502,171	8,314,265	7,111,742	5,930,474	6,176,986	6,443,291
Public Health	6,493,003	5,890,452	5,312,782	4,714,309	4,298,319	5,381,264	5,641,786	5,471,600	5,611,288	5,367,116
Economic Development	211,185	186,129	355,622	392,652	377,076	260,810	186,754	195,370	165,510	195,218
Culture and Recreation	717,263	426,474	202,105	216,704	188,751	299,262	166,832	73,617	89,604	75,754
Hud	-	-	-	-	-	-	-	-	-	98,325
Interest on long-term debt	885,308	712,289	861,184	131,124	162,903	82,972	69,696	54,624	77,362	113,248
Total governmental activities expenses	<u>32,748,308</u>	<u>33,774,357</u>	<u>33,816,628</u>	<u>26,440,230</u>	<u>22,841,540</u>	<u>23,034,032</u>	<u>20,902,526</u>	<u>19,438,252</u>	<u>21,112,349</u>	<u>20,693,563</u>
Business-type Activities:										
Water	62,917	61,269	63,587	61,523	62,607	61,852	-	-	-	-
Sewer	229,840	219,316	222,073	240,667	203,970	198,062	192,039	285,965	189,011	249,442
Natural Gas	3,062,480	2,826,889	3,804,495	3,239,750	3,415,888	3,523,303	2,904,507	2,663,780	2,251,819	2,559,296
Total business-type activities expenses	<u>3,355,237</u>	<u>3,107,474</u>	<u>4,090,155</u>	<u>3,541,940</u>	<u>3,682,465</u>	<u>3,783,217</u>	<u>3,096,546</u>	<u>2,949,745</u>	<u>2,440,830</u>	<u>2,808,738</u>
Total primary government expenses	<u>\$ 36,103,545</u>	<u>\$ 36,881,831</u>	<u>\$ 37,906,783</u>	<u>\$ 29,982,170</u>	<u>\$ 26,524,005</u>	<u>\$ 26,817,249</u>	<u>\$ 23,999,072</u>	<u>\$ 22,387,997</u>	<u>\$ 23,553,179</u>	<u>\$ 23,502,301</u>
Program Revenues										
Governmental Activities:										
Charges for services	\$ 2,069,294	\$ 1,622,821	\$ 1,442,334	\$ 1,633,483	\$ 1,586,107	\$ 1,340,036	\$ 1,221,480	\$ 1,301,130	\$ 2,517,128	\$ 2,436,566
Operating grants and contributions	4,870,660	4,554,409	8,145,783	5,123,829	4,721,404	5,858,246	5,572,136	4,721,048	4,899,615	4,945,453
Capital grants and contributions	1,907,685	3,822,811	458,593	3,017,706	2,886,934	477,940	1,550,528	715,120	529,553	1,733,671
Total governmental activities program revenues	<u>8,847,639</u>	<u>10,000,041</u>	<u>10,046,710</u>	<u>9,775,018</u>	<u>9,194,445</u>	<u>7,676,222</u>	<u>8,344,144</u>	<u>6,737,298</u>	<u>7,946,296</u>	<u>9,115,690</u>
Business-type Activities:										
Charges for services	3,287,445	2,986,346	3,646,609	3,103,165	3,081,566	3,318,667	2,665,532	2,403,401	2,065,457	2,816,734
Operating grants and contributions	-	-	-	-	-	-	-	-	-	-
Capital grants and contributions	-	-	-	22,578	51,487	12,075	182,265	39,074	304,336	18,144
Total business-type activities program revenues	<u>3,287,445</u>	<u>2,986,346</u>	<u>3,646,609</u>	<u>3,125,743</u>	<u>3,133,053</u>	<u>3,330,742</u>	<u>2,847,797</u>	<u>2,442,475</u>	<u>2,369,793</u>	<u>2,834,878</u>
Total primary government program revenues	<u>\$ 12,135,084</u>	<u>\$ 12,986,387</u>	<u>\$ 13,693,319</u>	<u>\$ 12,900,761</u>	<u>\$ 12,327,498</u>	<u>\$ 11,006,964</u>	<u>\$ 11,191,941</u>	<u>\$ 9,179,773</u>	<u>\$ 10,316,089</u>	<u>\$ 11,950,568</u>

(Continued)

Iberville Parish Council
 Plaquemine, Louisiana
 Changes in Net Assets
 Last Ten Fiscal Years

Table 2

	Fiscal Year									
	2010	2009	2008	2007	2006	2005	2004	2003	2002	2001
Net (Expense)/Revenue										
Governmental activities	\$ (23,900,669)	\$ (23,774,316)	\$ (23,769,918)	\$ (16,665,212)	\$ (13,647,095)	\$ (15,357,810)	\$ (12,558,382)	\$ (12,700,954)	\$ (13,166,053)	\$ (11,577,873)
Business-type activities	(67,792)	(121,128)	(443,546)	(416,197)	(549,412)	(452,475)	(248,749)	(507,270)	(71,037)	26,140
Total primary government net (expense)/revenue	\$ (23,968,461)	\$ (23,895,444)	\$ (24,213,464)	\$ (17,081,409)	\$ (14,196,507)	\$ (15,810,285)	\$ (12,807,131)	\$ (13,208,224)	\$ (13,237,090)	\$ (11,551,733)
General Revenues and Other Changes in Net Assets										
Governmental activities:										
Property taxes	\$ 3,998,818	\$ 3,575,476	\$ 3,602,136	\$ 3,568,421	\$ 3,195,633	\$ 3,111,843	\$ 3,055,296	\$ 3,055,296	\$ 3,055,296	\$ 3,055,296
Sales taxes	19,218,085	16,112,948	13,581,701	12,683,444	11,293,037	7,242,155	7,342,621	7,342,621	7,342,621	7,342,621
Franchise taxes	93,395	87,643	81,570	82,328	57,005	29,482	28,670	28,670	28,670	28,670
Alcoholic beverage taxes	18,334	17,746	19,059	19,644	17,134	12,117	12,761	12,761	12,761	12,761
Gaming taxes	144,472	150,008	184,349	174,840	175,349	156,463	87,865	87,865	87,865	87,865
Unrestricted grants and contributions	1,035,608	1,025,654	997,243	959,806	901,082	932,846	911,447	911,447	911,447	911,447
Unrestricted investment earnings	75,674	115,602	287,325	1,097,628	575,006	423,980	213,478	213,478	213,478	213,478
Miscellaneous revenues	4,099,779	4,786,114	4,462,992	3,895,521	3,636,546	3,267,149	3,357,128	3,357,128	3,357,128	3,357,128
Gain on sale of capital assets	20,771	-	-	-	-	-	18,087	18,087	18,087	18,087
Transfers (from) to governmental activities	-	66,100	-	-	-	-	-	-	-	-
Total governmental activities	28,704,936	25,937,291	23,216,375	22,481,632	19,850,792	15,176,035	15,027,353	15,027,353	15,027,353	15,027,353
Business-type activities:										
Unrestricted investment earnings	155,081	3,973	10,190	22,419	24,269	26,552	10,815	10,815	10,815	10,815
Miscellaneous revenues	498,095	524,887	575,046	461,812	411,690	431,394	408,174	408,174	408,174	408,174
Total business-type activities	653,176	528,860	585,236	484,231	435,959	457,946	418,989	418,989	418,989	418,989
Total primary government	\$ 29,358,112	\$ 26,466,151	\$ 23,801,611	\$ 22,965,863	\$ 20,286,751	\$ 15,633,981	\$ 15,446,342	\$ 15,446,342	\$ 15,446,342	\$ 15,446,342
Change in Net Assets										
Governmental activities	\$ 4,804,267	\$ 2,162,975	\$ (553,543)	\$ 5,816,420	\$ 6,203,697	\$ (181,775)	\$ 2,468,971	\$ 2,326,399	\$ 1,861,300	\$ 3,449,480
Business-type activities	585,384	407,732	141,690	68,034	(113,453)	5,471	170,240	(88,281)	347,952	445,129
Total primary government	\$ 5,389,651	\$ 2,570,707	\$ (411,853)	\$ 5,884,454	\$ 6,090,244	\$ (176,304)	\$ 2,639,211	\$ 2,238,118	\$ 2,209,252	\$ 3,894,609

(Concluded)

Iberville Parish Council
 Plaquemine, Louisiana
 Governmental Funds - Fund Balances
 Last Ten Fiscal Years

Table 3

	Fiscal Year									
	2010	2009	2008	2007	2006	2005	2004	2003	2002	2001
General Fund										
Reserved	\$ 150,000	150,000	150,000	150,000	\$ 150,000	\$ 150,000	\$ 150,000	\$ 150,000	\$ 150,000	\$ 150,000
Unreserved	4,110,875	2,958,472	1,950,540	2,241,647	2,786,465	2,285,702	2,660,070	2,899,368	2,766,714	2,391,837
Total General Fund	<u>\$ 4,260,875</u>	<u>\$ 3,108,472</u>	<u>\$ 2,100,540</u>	<u>\$ 2,391,647</u>	<u>\$ 2,936,465</u>	<u>\$ 2,435,702</u>	<u>\$ 2,810,070</u>	<u>\$ 3,049,368</u>	<u>\$ 2,916,714</u>	<u>\$ 2,541,837</u>
Drainage Maintenance										
Unreserved	\$ 1,532,173	\$ 769,107	\$ 1,152,445	\$ 1,476,581	\$ 1,686,349	\$ 2,416,695	\$ 2,601,816	\$ 2,613,280	\$ 2,421,963	\$ 2,344,103
Total Drainage Maintenance	<u>\$ 1,532,173</u>	<u>\$ 769,107</u>	<u>\$ 1,152,445</u>	<u>\$ 1,476,581</u>	<u>\$ 1,686,349</u>	<u>\$ 2,416,695</u>	<u>\$ 2,601,816</u>	<u>\$ 2,613,280</u>	<u>\$ 2,421,963</u>	<u>\$ 2,344,103</u>
Public Building Maintenance										
Unreserved	\$ 410,183	\$ 268,294	\$ 314,504	\$ 580,428	\$ 576,587	\$ 712,472	\$ 787,700	\$ 562,400	\$ 449,579	\$ 106,303
Total Public Building Maintenance	<u>\$ 410,183</u>	<u>\$ 268,294</u>	<u>\$ 314,504</u>	<u>\$ 580,428</u>	<u>\$ 576,587</u>	<u>\$ 712,472</u>	<u>\$ 787,700</u>	<u>\$ 562,400</u>	<u>\$ 449,579</u>	<u>\$ 106,303</u>
Sales Tax Roads										
Unreserved	\$ 1,005,841	\$ 2,555,738	\$ 2,124,739	\$ 2,297,209	\$ 2,598,682	\$ 1,678,446	\$ 1,114,253	\$ 1,449,607	\$ 2,135,103	\$ 1,274,860
Total Sales Tax Roads	<u>\$ 1,005,841</u>	<u>\$ 2,555,738</u>	<u>\$ 2,124,739</u>	<u>\$ 2,297,209</u>	<u>\$ 2,598,682</u>	<u>\$ 1,678,446</u>	<u>\$ 1,114,253</u>	<u>\$ 1,449,607</u>	<u>\$ 2,135,103</u>	<u>\$ 1,274,860</u>
Solid Waste										
Unreserved	\$ 3,200,129	\$ 2,978,814	\$ 3,268,569	\$ 3,858,813	\$ 3,583,460	\$ 3,262,110	\$ 4,322,828	\$ 4,623,312	\$ 4,786,695	\$ 4,037,017
Total Solid Waste	<u>\$ 3,200,129</u>	<u>\$ 2,978,814</u>	<u>\$ 3,268,569</u>	<u>\$ 3,858,813</u>	<u>\$ 3,583,460</u>	<u>\$ 3,262,110</u>	<u>\$ 4,322,828</u>	<u>\$ 4,623,312</u>	<u>\$ 4,786,695</u>	<u>\$ 4,037,017</u>
Head Start										
Unreserved	\$ 54,698	\$ 238,382	\$ 57,659	\$ 74,871	\$ 68,176	\$ 95,784	\$ 100,951	\$ 28,065	\$ 27,369	\$ 25,736
Total Head Start	<u>\$ 54,698</u>	<u>\$ 238,382</u>	<u>\$ 57,659</u>	<u>\$ 74,871</u>	<u>\$ 68,176</u>	<u>\$ 95,784</u>	<u>\$ 100,951</u>	<u>\$ 28,065</u>	<u>\$ 27,369</u>	<u>\$ 25,736</u>
Sales Tax Bond Debt Service										
Unreserved	\$ 1,404,410	\$ 1,349,719	\$ 843,016	\$ 697,018	\$ -	\$ -	\$ -	\$ -	\$ -	\$ -
Total Sales Tax Bond Debt Service	<u>\$ 1,404,410</u>	<u>\$ 1,349,719</u>	<u>\$ 843,016</u>	<u>\$ 697,018</u>	<u>\$ -</u>	<u>\$ -</u>	<u>\$ -</u>	<u>\$ -</u>	<u>\$ -</u>	<u>\$ -</u>
Capital Improvement										
Unreserved	\$ 1,038,680	\$ 2,966,620	\$ 725,807	\$ 545,302	\$ 497,912	\$ 515,609	\$ 1,348,936	\$ 2,367,439	\$ 2,209,610	\$ 1,142,625
Total Capital Improvement	<u>\$ 1,038,680</u>	<u>\$ 2,966,620</u>	<u>\$ 725,807</u>	<u>\$ 545,302</u>	<u>\$ 497,912</u>	<u>\$ 515,609</u>	<u>\$ 1,348,936</u>	<u>\$ 2,367,439</u>	<u>\$ 2,209,610</u>	<u>\$ 1,142,625</u>
Highway 1148 Extension										
Unreserved	\$ 330,863	\$ 869,419	\$ 1,113,067	\$ 182,221	\$ 98,070	\$ 231	\$ 620,427	\$ 488,123	\$ 501,178	\$ -
Total Highway 1148 Extension	<u>\$ 330,863</u>	<u>\$ 869,419</u>	<u>\$ 1,113,067</u>	<u>\$ 182,221</u>	<u>\$ 98,070</u>	<u>\$ 231</u>	<u>\$ 620,427</u>	<u>\$ 488,123</u>	<u>\$ 501,178</u>	<u>\$ -</u>

Iberville Parish Council
 Plaquemine, Louisiana
 Governmental Funds - Fund Balances
 Last Ten Fiscal Years

Table 3

	Fiscal Year									
	2010	2009	2008	2007	2006	2005	2004	2003	2002	2001
(Continued)										
Other Governmental Funds										
Reserved										
Debt service funds	\$ -	\$ -	\$ -	\$ -	\$ -	\$ -	\$ -	\$ -	\$ -	\$ 738,757
Unreserved for:										
Debt service funds	1,094,470	2,649,608	2,134,239	2,001,743	175,459	58,942	58,691	-	-	-
Special revenue funds	2,826,772	2,694,570	3,139,367	3,716,285	3,838,391	3,416,976	3,133,123	2,703,037	2,382,801	1,944,959
Capital project funds	425,845	1,242,855	1,745,627	490,075	167,847	22,279	780,300	945,137	985,161	1,096,874
Total Other Governmental Funds	\$ 4,347,087	\$ 6,587,033	\$ 7,019,233	\$ 6,208,103	\$ 4,181,697	\$ 3,498,197	\$ 3,972,114	\$ 3,648,174	\$ 3,367,962	\$ 3,780,590

Iberville Parish Council
Plaquemine, Louisiana
Governmental Funds - Changes in Fund Balances
Last Ten Fiscal Years

Table 4

	Fiscal Year									
	2010	2009	2008	2007	2006	2005	2004	2003	2002	2001
Revenues										
Taxes	23,473,106	19,943,819	17,468,815	16,528,679	\$ 14,738,158	\$ 10,552,060	\$ 10,527,213	\$ 10,530,434	\$ 13,551,897	\$ 11,760,352
Licenses and permits	592,745	376,554	375,264	399,061		295,796	264,860	271,768	269,582	250,736
Intergovernmental revenue	7,663,638	9,149,359	9,685,506	9,047,682	8,448,878	7,266,534	8,034,127	6,377,780	6,323,435	7,562,799
Charges for services	477,572	498,568	500,962	975,747	828,576	804,376	379,904	394,217	376,929	332,542
Use of money and property	75,674	115,603	279,149	1,097,627	575,006	423,981	213,479	162,451	196,703	389,772
Insurance fees	1,546,840	1,909,704	1,553,733	1,170,895	1,034,353	948,062	906,624	886,862	836,206	698,632
Other revenues	2,154,371	2,529,553	2,240,180	2,166,200	1,981,564	1,615,453	1,721,439	1,120,831	1,215,116	1,076,976
In-kind	548,882	596,435	576,893	598,600	630,350	711,634	729,048	1,096,647	1,034,412	839,548
Fines and forfeitures	998,976	751,636	582,583	272,169	437,326	234,361	576,716	627,664	434,557	287,909
Total revenues	<u>37,531,804</u>	<u>35,871,231</u>	<u>33,263,085</u>	<u>32,256,660</u>	<u>28,674,211</u>	<u>22,852,257</u>	<u>23,353,410</u>	<u>21,468,654</u>	<u>24,238,837</u>	<u>23,199,266</u>
Expenditures										
General government	6,600,440	6,700,023	6,465,510	5,890,528	5,381,130	5,082,813	4,562,378	4,393,944	4,181,753	4,057,477
Housing assistance	-	-	-	-	-	-	-	-	-	98,325
Public safety	4,035,605	3,499,318	3,708,075	3,240,461	2,977,727	2,591,534	2,324,778	2,172,544	2,588,642	2,304,078
Public works	9,465,572	11,901,968	13,013,274	8,351,042	7,847,166	7,866,029	6,900,451	5,799,913	6,068,908	5,950,689
Health & welfare	5,813,661	5,211,592	4,654,523	4,041,184	3,596,988	4,662,453	4,908,675	4,372,005	4,522,493	4,379,587
Culture & recreation	647,046	409,070	353,958	378,185	302,246	298,298	132,134	73,617	83,806	69,956
Economic development	207,723	184,464	186,563	215,040	187,787	193,043	181,282	195,370	165,510	195,218
Capital outlay	10,177,570	13,288,974	7,856,415	13,550,124	5,699,846	6,298,718	4,552,291	4,217,527	1,648,351	3,317,020
Debt service										
Principal	1,260,031	1,071,884	667,705	659,019	744,783	658,293	526,307	106,706	814,863	764,230
Interest	885,308	692,550	864,678	131,123	162,903	82,972	70,271	54,624	77,362	113,247
Other Expenditures	-	-	-	-	-	-	-	127,621	-	-
In-kind	548,882	596,435	576,893	598,600	630,350	711,634	729,048	1,096,647	1,027,254	839,548
Total expenditures	<u>39,641,838</u>	<u>43,556,278</u>	<u>38,347,594</u>	<u>37,055,306</u>	<u>27,530,926</u>	<u>28,445,787</u>	<u>24,887,615</u>	<u>22,610,518</u>	<u>21,178,942</u>	<u>22,089,375</u>
Excess of revenues over (under) expenditures	(2,110,034)	(7,685,047)	(5,084,509)	(4,798,646)	1,143,285	(5,593,530)	(1,534,205)	(1,141,864)	3,059,895	1,109,891

Iberville Parish Council
 Plaquemine, Louisiana
 Governmental Funds - Changes in Fund Balances
 Last Ten Fiscal Years

Table 4

	Fiscal Year									
	2010	2009	2008	2007	2006	2005	2004	2003	2002	2001
Other Financing Sources (Uses)										
Transfers in	5,069,749	4,469,822	4,224,757	5,390,795	3,067,082	3,280,524	2,823,955	2,064,687	3,669,563	3,036,348
Loan proceeds	0	8,970,000	0	12,000,000	-	3,122,644	233,511	1,155,000	-	125,000
Transfers out	(5,069,749)	(4,469,822)	(4,224,757)	(5,390,795)	(3,067,082)	(3,280,524)	(2,823,955)	(2,064,687)	(3,669,563)	(3,036,348)
Sale of fixed assets	20,771	66,100	2,814	59,945	50,822	27,230	18,087	13,674	-	4,189
Total other financing sources (uses)	20,771	9,036,100	2,814	12,059,945	50,822	3,149,874	251,598	1,168,674	-	129,189
Net change in fund balances	\$ (2,089,263)	\$ 1,351,053	\$ (5,081,695)	\$ 7,261,299	\$ 1,194,107	\$ (2,443,656)	\$ (1,282,607)	\$ 26,810	\$ 3,059,895	\$ 1,239,080
Debt service as a percentage of noncapital expenditures	7.28%	5.83%	5.03%	3.36%	4.16%	3.35%	2.93%	0.88%	4.57%	4.67%

**Iberville Parish Council
 Plaquemine, Louisiana
 Assessed and Estimated Value
 Taxable Property
 Last Ten Fiscal Years**

Table 5

Fiscal Year	Real Property		Personal Property		Public Service Property		Total					Ratio of Total Assessed Value To Estimated Real Value
	Assessed Value [1]	Estimated Real Value	Assessed Value [1]	Estimated Real Value	Assessed Value [1]	Estimated Real Value	Less: Exemptions Real Property	Assessed Value	Tax Rate Within the Municipality	Tax Rate Outside the Municipality	Estimated Real Value	
2001	78,364,230	783,642,300	161,165,216	1,073,360,339	58,459,090	233,836,360	36,776,410	297,988,536	1.62	1.75	2,054,062,589	15%
2002	75,612,841	756,128,410	178,414,360	1,188,239,638	60,485,130	241,940,520	37,671,860	314,512,331	1.62	1.75	2,148,636,708	15%
2003	76,663,447	766,634,470	189,464,521	1,261,833,710	61,012,980	244,051,920	38,205,855	327,140,948	1.62	1.75	2,234,314,245	15%
2004	80,711,724	807,117,240	203,276,680	1,353,822,689	60,865,390	243,461,560	39,986,085	344,853,794	1.62	1.75	2,364,415,404	15%
2005	83,926,279	839,262,790	206,305,419	1,373,994,091	64,345,910	257,383,640	40,448,030	354,577,608	1.62	1.75	2,430,192,491	15%
2006	87,193,439	871,934,390	225,476,605	1,501,674,189	64,603,390	258,413,560	40,453,703	377,273,434	1.62	1.75	2,591,568,436	15%
2007	91,643,119	916,431,190	239,831,475	1,597,277,624	69,747,980	278,991,920	41,435,933	401,222,574	1.62	1.75	2,751,264,801	15%
2008	111,913,617	1,119,136,170	269,783,645	1,796,759,076	72,922,230	291,688,920	43,569,095	454,619,492	1.44	1.55	3,164,015,071	14%
2009	171,721,367	1,717,213,670	266,515,795	1,774,995,195	76,332,430	305,329,720	44,348,857	514,569,592	1.44	1.55	3,753,189,728	14%
2010	111,543,817	1,115,438,170	267,159,640	1,779,283,202	78,095,910	312,383,640	44,608,819	456,799,367	1.44	1.55	3,162,496,193	14%

Source: Iberville Parish Assessor's Office

[1] Real property is assessed at 10% of real value, personal property is assessed at 15% of real value and public service property is assessed at 25% of real value. Tax rates are per \$1,000 of assessed value.

**Iberville Parish Council
Plaquemine, Louisiana
Property Tax Levies and Collections
Last Ten Fiscal Years**

Table 6

Fiscal Year	Total Tax Levy (1)	Collected within the Fiscal Year of the Levy		Delinquent Collections	Total Collections to date	
		Collections	Percentage of Levy		Collections [2]	Percentage of Levy
2001	4,706,931	4,456,795	95%	-	4,456,795	95%
2002	4,984,484	4,600,777	92%	-	4,600,777	92%
2003	4,442,520	4,130,438	93%	105,769	4,236,207	95%
2004	5,289,229	5,044,897	95%	113,305	5,158,202	98%
2005	5,448,935	5,247,137	96%	-	5,247,137	96%
2006	5,857,314	5,475,132	93%	81,240	5,556,372	95%
2007	6,248,699	5,971,333	96%	-	5,971,333	96%
2008	6,349,786	6,052,984	95%	-	6,052,984	95%
2009	6,353,501	6,207,121	98%	-	6,207,121	98%
2010	6,918,953	6,657,935	96%	-	6,623,057	96%

Source: Iberville Parish Assessor's Office Grand Recap Reports

- (1) Includes the general fund, special revenue funds, capital outlay, debt service funds and governmental component units.
- (2) Taxes collected beyond assessed tax levy are considered delinquent tax collections from prior year tax levy.

**Iberville Parish Council
 Plaquemine, Louisiana
 Property Tax Rates, Direct Overlapping Governments
 Last Ten Fiscal Years**

Table 7

Fiscal Year	Iberville Parish Council			Iberville Parish Library		
	Operating Millage	Debt Service Millage	Total Millage	Operating Millage	Debt Service Millage	Total Millage
2001	11.73	-	11.73	4.00	-	4.00
2002	11.73	-	11.73	4.00	-	4.00
2003	11.73	-	11.73	4.00	-	4.00
2004	11.73	-	11.73	4.00	-	4.00
2005	11.73	-	11.73	4.00	-	4.00
2006	11.73	-	11.73	4.00	-	4.00
2007	11.73	-	11.73	4.00	-	4.00
2008	10.38	-	10.38	3.55	-	3.55
2009	10.38	-	10.38	3.55	-	3.55
2010	11.27	-	11.27	4.00	-	4.00

Fiscal Year	Iberville Parish Waterworks # 4			Iberville Parks and Recreation		
	Operating Millage	Debt Service Millage	Total Millage	Operating Millage	Debt Service Millage	Total Millage
2001	11.07	-	11.07	3.00	-	3.00
2002	11.07	-	11.07	3.00	-	3.00
2003	11.07	-	11.07	3.00	-	3.00
2004	11.07	-	11.07	3.00	-	3.00
2005	11.07	-	11.07	3.00	-	3.00
2006	11.07	-	11.07	3.00	-	3.00
2007	11.07	-	11.07	3.00	-	3.00
2008	9.93	-	9.93	2.67	-	2.67
2009	9.93	-	9.93	2.67	-	2.67
2010	9.93	-	9.93	2.67	-	2.67

Fiscal Year	Iberville Parish Fire District # 1			Iberville Parish Fire District # 2		
	Operating Millage	Debt Service Millage	Total Millage	Operating Millage	Debt Service Millage	Total Millage
2001	3.95	-	3.95	6.78	-	6.78
2002	3.95	-	3.95	6.78	-	6.78
2003	3.95	-	3.95	6.78	-	6.78
2004	3.95	-	3.95	6.78	-	6.78
2005	3.95	-	3.95	6.78	-	6.78
2006	3.95	-	3.95	6.78	-	6.78
2007	3.95	-	3.95	6.78	-	6.78
2008	3.24	-	3.24	6.05	-	6.05
2009	3.24	-	3.24	6.05	-	6.05
2010	3.24	-	3.24	6.05	-	6.05

**Iberville Parish Council
Plaquemine, Louisiana
Principal Taxpayers
Current and prior year**

Table 8

<u>Taxpayer</u>	<u>2010</u>			<u>2009</u>		
	<u>Rank</u>	<u>Assesed Valuation</u>	<u>Percentage of total Assesed Valuation</u>	<u>Rank</u>	<u>Assesed Valuation</u>	<u>Percentage of total Assesed Valuation</u>
Dow Chemical Company	1	\$ 107,861,280	35.47%	1	\$ 107,092,750	35.56%
Entergy	2	47,052,000	15.47%	2	42,237,790	14.03%
Syngenta	3	28,449,280	9.36%	3	26,686,420	8.86%
Georgia Gulf Corporation	4	26,413,380	8.69%	4	28,522,690	9.47%
CosMar Company	5	18,140,690	5.97%	5	17,963,620	5.97%
INEOS	6	10,959,400	3.60%	6	10,899,530	3.62%
FINA	7	8,512,990	2.80%	7	8,494,880	2.82%
Southern Natural Gas	8	5,166,430	1.70%	9	4,878,640	1.62%
U.S. Leper Home	9	5,012,280	1.65%			
Shintech	10	4,668,670	1.54%	8	4,922,510	1.63%
Petroligistics Choctaw				10	4,293,430	1.43%
Williams Olefins, LLC		-	0.00%		-	0.00%
Shintech		<u>-</u>	<u>0.00%</u>		<u>-</u>	<u>0.00%</u>
		262,236,400	86.24%		255,992,260	85.01%
Other		<u>41,850,080</u>	<u>13.76%</u>		<u>45,135,230</u>	<u>14.99%</u>
		<u>\$ 304,086,480</u>	<u>100.00%</u>		<u>\$ 301,127,490</u>	<u>100.00%</u>

Source : Iberville Parish Assessor's Office

**Iberville Parish Council
 Plaquemine, Louisiana
 Ad Valorem Tax Data
 Last Ten Fiscal Years**

Table 9

<u>Fiscal Year</u>	<u>Total Assessed Valuation</u>	<u>Homestead Exemptions</u>	<u>Taxable Assessed Valuation</u>	<u>Percent Increase (Decrease) Total Assessed Valuation</u>
2001	297,988,536	36,776,410	261,212,126	1.34%
2002	314,512,331	37,671,860	276,840,471	5.25%
2003	327,140,948	37,671,860	289,469,088	3.86%
2004	344,853,794	37,671,860	307,181,934	5.14%
2005	354,577,608	40,448,030	314,129,578	2.74%
2006	377,273,434	40,453,703	336,819,731	6.02%
2007	401,222,574	41,435,933	359,786,641	5.97%
2008	454,619,492	43,569,095	411,050,397	11.75%
2009	453,149,597	44,324,667	408,824,930	-0.32%
2010	456,799,367	44,608,819	412,190,548	0.80%

CLASSIFICATION ANALYSIS

<u>Fiscal Year</u>	<u>Total Assessed Valuation</u>	<u>Real Estate</u>	<u>Personal Property</u>	<u>Public Service Property</u>
2001	297,988,536	78,364,230	161,165,216	58,459,090
2002	314,512,331	75,612,841	178,414,360	60,485,130
2003	327,140,948	76,663,447	189,464,521	61,012,980
2004	344,853,794	80,711,724	203,276,680	60,865,390
2005	354,577,608	83,926,279	206,305,419	64,345,910
2006	377,273,434	87,193,439	225,476,605	64,603,390
2007	401,222,574	91,643,119	239,831,475	69,747,980
2008	454,619,492	111,913,617	269,783,645	72,922,230
2009	453,149,597	110,341,157	266,484,340	76,332,430
2010	456,799,367	111,543,817	267,159,640	78,095,910

Source: Iberville Parish Assessor's Office

**Iberville Parish Council
Plaquemine, Louisiana
Principal Industries
Current and prior year**

Table 10

Industry	2010			2009		
	Rank	Principal Sales Tax Remitted	Percentage of Sales Tax Remitted	Rank	Principal Sales Tax Remitted	Percentage of Sales Tax Remitted
Manufacturer of Chemicals	1	\$ 555,260,810	58.36%	1	\$ 451,722,558	47.48%
Industrial Equipment Sales	2	57,494,719	6.04%	3	44,812,120	4.71%
Motor Vehicle Dealers	3	47,570,749	5.00%	2	49,300,031	5.18%
Department Stores & Dry Goods	4	37,657,428	3.96%	4	39,397,302	4.14%
Grocery Stores	5	37,314,861	3.92%	5	36,151,634	3.80%
Machine Shops & Foundries	6	26,015,735	2.73%			
Leasing or Renting Tangible	7	25,457,400	2.68%			
Lumber, Building Materials Stores	8	21,878,034	2.30%	7	28,460,909	2.99%
Building & Construction Contractors	9	19,952,772	2.10%	8	27,674,726	2.91%
Restaurants & Cafes	10	18,583,483	1.95%	10	18,575,146	1.95%
Water Filters & Filtering Devices				6	31,165,061	3.28%
Oil Well Equipment & Water Well		-	0.00%	9	22,060,895	2.32%
		847,185,991	89.04%		749,320,382	78.76%
Other		174,531,719	18.34%		202,134,898	21.24%
		<u>\$ 951,455,280</u>	<u>107.38%</u>		<u>\$ 951,455,280</u>	<u>100.00%</u>

Source : Iberville Parish Sales Tax Office

LA RS. 47:1508. Confidential character of tax records provides that the records and files maintained pursuant to a tax ordinance of any political subdivision are confidential and privileged and no person shall divulge or disclose any information obtained from such records or files except to the administration and enforcement of the tax laws of this state or a political subdivision of this state.

**Iberville Parish Council
Plaquemine, Louisiana**

Table 11

**Ratio of Net General Bonded Debt
To Assessed Value and Net Bonded Debt Per Capita
Last Ten Fiscal Years**

Fiscal Year	Population	Assessed Value	Gross Bonded Debt (1)	Less Debt Service Funds	Net Bonded Debt	Ratio of Net Bonded Debt to Assessed Value	Net Bonded Debt Per Capita
2001	33,292	297,988,536	680,000	707,490	(27,490)	0.00%	-
2002	33,075	314,512,331	-	-	0	0.00%	-
2003	32,758	327,140,948	-	-	0	0.00%	-
2004	32,497	344,903,894	-	-	0	0.00%	-
2005	32,386	354,577,608	-	-	0	0.00%	-
2006	32,974	377,273,434	-	-	0	0.00%	-
2007	32,467	401,222,574	12,000,000	600,245	11,399,755	2.84%	351
2008	32,545	454,619,492	12,000,000	766,153	11,233,847	2.47%	345
2009	32,505	453,149,597	20,565,000	1,718,029	18,846,971	4.16%	580
2010	33,387	456,799,367	19,760,000	2,147,513	17,612,487	3.86%	528

(1) Gross bonded debt includes all bonded debt associated with Iberville Parish Council excluding component units.

Note: Current debt service fund balances are used to service debt associated with excess revenue certificates of indebtedness. Therefore, they do not show up on this table.

Fiscal Year	Principal	Interest	Total Debt Service	Total General Expenditures [1]	Ratio of Debt Service to General Expenditures
2001	640,000	67,490	707,490	2,995,220	0.24
2002	-	-	-	2,723,201	0.00
2003	-	-	-	2,799,233	0.00
2004	-	-	-	3,493,173	0.00
2005	-	-	-	3,951,532	0.00
2006	-	-	-	4,020,445	0.00
2007	-	-	-	7,791,008	0.00
2008	-	-	-	8,773,987	0.00
2009	405,000	630,079	1,035,079	8,797,492	0.12
2010	805,000	845,525	1,650,525	9,537,972	0.17

[1] Includes General Fund General Governmental Expenditures only.

Note: Current debt service fund balances are used to service debt associated with excess revenue certificates of indebtedness. Therefore, they do not show up on this table.

**Iberville Parish Council
 Plaquemine, Louisiana
 Computation of Direct and Overlapping Debt
 For the Year Ending December 31, 2009**

Table 13

<u>Jurisdiction</u>	<u>Net general obligation bonded debt outstanding</u>	<u>Percentage applicable to government</u>	<u>Amount applicable to government</u>
<u>Direct:</u>			
Iberville Parish Government	\$ 19,760,000	100%	\$ 19,760,000
Total Direct	<u>19,760,000</u>		
<u>Overlapping:</u>			
Iberville Parish Council Utility Dept.	<u>-</u>	100%	-
Total Overlapping	<u>-</u>		
Total Direct and Overlapping Debt	<u>\$ 19,760,000</u>		

Note: Current debt service fund balances are used to service debt associated with excess revenue certificates of indebtedness. Therefore, they do not show up on this table.

**Iberville Parish Council
 Plaquemine, Louisiana
 Legal Debt Margin
 Last Ten Fiscal Years**

Table 14

Fiscal Year	Assessed Value	Legal Debt Limit [1]	Bonded Debt	Legal Debt Margin
2001	297,988,536	29,798,854	680,000	29,118,854
2002	314,512,331	31,451,233	-	31,451,233
2003	327,140,948	32,714,095	-	32,714,095
2004	344,903,894	34,490,389	-	34,490,389
2005	354,577,608	35,457,761	-	35,457,761
2006	377,273,434	37,727,343	-	37,727,343
2007	401,222,574	40,122,257	12,000,000	28,122,257
2008	454,619,492	45,461,949	12,000,000	33,461,949
2009	453,149,597	45,314,960	20,565,000	24,749,960
2010	456,799,367	45,679,937	19,760,000	25,919,937

[1] The Legal Debt for Parish Governments is 10% of Total Assessed Valuation.

**Iberville Parish Council
Plaquemine, Louisiana
Revenue Bond Coverage
Last Ten Fiscal Years**

Table 15

Less:					
Fiscal Year	Gross Revenues	Direct Operating Expenses [1]	Net Revenue Available	Debt Service Principal & Interest	Coverage
<u>Iberville Parish Waterworks District No. 3</u>					
2001	1,043,562	918,010	125,552	157,989	0.795
2002	988,278	740,282	247,996	152,879	1.622
2003	956,380	707,364	249,016	123,412	2.018
2004	1,019,407	697,736	321,671	116,417	2.763
2005	1,031,517	760,571	270,946	236,218	1.147
2006	1,128,640	968,088	160,552	189,974	0.845
2007	1,245,741	1,054,059	191,682	188,401	1.017
2008	1,261,679	1,119,783	141,896	190,958	0.743
2009	1,269,615	1,185,031	84,584	200,504	0.422
2010	1,337,066	1,229,127	107,939	217,494	0.496
<u>Iberville Parish Waterworks District No. 4</u>					
2001	169,354	105,763	63,591	31,017	2.050
2002	127,012	103,045	23,967	29,428	0.814
2003	137,822	127,515	10,307	20,736	0.497
2004	145,864	188,640	(42,776)	13,601	(3.145)
2005	167,313	121,869	45,444	34,441	1.319
2006	175,235	237,438	(62,203)	40,520	(1.535)
2007	181,785	233,198	(51,413)	29,840	(1.723)
2008	195,740	263,907	(68,167)	30,370	(2.245)
2009	195,740	263,907	(68,167)	28,487	(2.393)
2010	221,559	281,341	(59,782)	28,164	(2.123)
<u>Iberville Parish Waterworks District No. 2</u>					
2001	755,713	692,317	63,396	-	-
2002	763,828	725,400	38,428	-	-
2003	830,050	669,111	160,939	-	-
2004	930,550	864,673	65,877	-	-
2005	958,893	797,069	161,824	-	-
2006	1,077,729	994,912	82,817	-	-
2007	1,088,115	1,030,721	57,394	-	-
2008	1,173,131	1,069,778	103,353	-	-
2009	1,172,535	1,062,931	109,604	-	-
2010	1,255,686	1,145,145	110,541	-	-

(1) Direct Operating Expenses are shown less depreciation and amortization expenses.

**Iberville Parish Council
 Plaquemine, Louisiana
 Demographic and Economic Statistics
 Last Ten Fiscal Years**

Table 16

<u>Iberville Parish</u>				
<u>Fiscal Year</u>	<u>Estimated Population</u>	<u>Personal Income (thous. of dollars)</u>	<u>Per Capita Income</u>	<u>Unemployment Rate %</u>
2001	33,292	671,169	20,182	6.6%
2002	33,075	691,650	20,955	8.8%
2003	32,785	705,162	21,563	10.4%
2004	32,497	749,304	23,186	5.5%
2005	32,386	715,052	22,234	5.2%
2006	32,974	860,764	26,175	4.8%
2007	32,467	940,666	28,579	5.3%
2008	32,545	1,028,138	31,251	7.8%
2009	32,505	1,035,320	31,851	9.8%
2010	33,387	n/a	n/a	0.0%

Source: Bureau of Economic Analysis
 US Department of Commerce
 US Census Bureau
 Louisiana Workforce Commission

**Iberville Parish Council
Plaquemine, Louisiana
Principal Employers
Current and prior year**

Table 17

<u>Employer</u>	<u>2010</u>			<u>2009</u>		
	<u>Rank</u>	<u># of Employees</u>	<u>Percentage of total Parish employment</u>	<u>Rank</u>	<u># of Employees</u>	<u>Percentage of total Parish employment</u>
Dow Chemical Company	1	1,500	11.97%	1	1,500	11.97%
Iberville Parish School Board	2	675	5.39%	2	675	5.39%
Georgia Gulf	3	370	2.95%	3	370	2.95%
Syngenta	4	340	2.71%	4	340	2.71%
HBT	5	300	2.39%	5	300	2.39%
Iberville Parish Council	6	270	2.15%	6	270	2.15%
Total Petrochemicals USA, Inc.	7	244	1.95%	7	244	1.95%
Wal-Mart	8	220	1.76%	8	220	1.76%
Olin Chlor Alkali Products	9	160	1.28%	9	160	1.28%
Shintech	10	<u>160</u>	<u>1.28%</u>	10	<u>160</u>	<u>1.28%</u>
		4,239	33.82%		4,239	33.82%
Other		<u>8,295</u>	<u>66.18%</u>		<u>8,295</u>	<u>66.18%</u>
		<u>12,534</u>	<u>100.00%</u>		<u>12,534</u>	<u>100.00%</u>

Source : Iberville Parish Chamber of Commerce

**Iberville Parish Council
 Plaquemine, Louisiana
 Full-time Equivalent Employees
 Last Three Fiscal Years**

Table 18

Function	2010	2009	2008
<u>GOVERNMENTAL FUNDS</u>			
General Government			
Administrative	5.00	6.00	5.00
Court Reporter	3.00	3.00	3.00
Council	14.00	14.00	15.30
Finance	4.00	6.00	6.00
General Services	0.00	1.00	1.00
Human Resources	3.00	4.00	4.50
Information Technology	2.00	1.00	1.00
Jury Commissioners	5.00	5.00	5.00
Probation	-	-	-
Public Building Maintenance	25.00	18.00	8.50
Public Defender	1.00	1.00	1.00
Registrar of Voters	4.00	4.00	3.50
Veteran's Affair	1.00	1.00	0.20
Total General Government	67.00	64.00	54.00
Public Safety			
Building Inspection	3.00	3.00	3.00
Constables	6.00	6.00	6.00
Emergency Preparedness	1.00	1.00	1.00
Jail Nurse	2.00	2.00	2.00
Justice of Peace	6.00	6.00	6.00
Mapping	1.00	1.00	1.00
911 Operators	10.00	9.00	11.00
Safety	1.00	1.00	1.00
Total Public Safety	30.00	29.00	31.00
Public Works			
Mosquito Abatement	2.00	2.00	2.76
Public Works	46.00	46.00	53.70
Solid Waste	7.00	3.00	4.50
Total Public Works	55.00	51.00	60.96

**Iberville Parish Council
 Plaquemine, Louisiana
 Full-time Equivalent Employees
 Last Three Fiscal Years**

<u>Function</u>	<u>2010</u>	<u>2009</u>	<u>2008</u>
(Continued)			
Health & Welfare			
Animal Control	5.00	5.00	3.00
Community Services	4.00	4.00	4.50
Headstart	71.00	71.00	66.78
Health Unit	2.00	2.00	2.00
Substance Abuse	8.00	8.00	5.30
Total Health & Welfare	90.00	90.00	81.58
Culture & Recreation			
Multipurpose Center	2.00	2.00	2.00
Tourism	6.00	1.00	4.00
Total Culture & Recreation	8.00	3.00	6.00
<u>COMPONENT UNITS</u>			
Water District #3 Department	3.00	3.00	3.00
Total Component Units	3.00	3.00	3.00
<u>AGENCY FUNDS</u>			
Sales Tax	4.50	4.50	4.50
Total Agency Funds	4.50	4.50	4.50
<u>PROPRIETARY FUNDS</u>			
Utility Department	20.00	20.00	20.00
Total Proprietary Funds	20.00	20.00	20.00
TOTAL FTE'S	277.50	264.50	261.04

Source: Iberville Parish Council Adopted Budget 2011

General Government Operating Indicators by Function

Last Three Fiscal Years

<u>Function</u>	<u>Fiscal Year</u>		
	<u>2010</u>	<u>2009</u>	<u>2008</u>
General Government			
<i>Animal Control</i>			
# of animals impounded	1,924	1,470	1,513
# of animals adoptions	52	53	37
<i>Registrar of Voters</i>			
# of registered voters	21,368	21,111	21,565
<i>Safety</i>			
# of in-house training classes held	12	10	6
# of safety violations	6	8	5
Public Safety			
<i>Fire Department (Fire Ratings: 1=best 10=worst)</i>			
Bayou Goula Fire Department	Unrated	Unrated	Unrated
Bayou Pigeon Fire Department	5	5	5
Bayou Sorrel Fire Department	5	5	5
Fire District #1 Fire Department	5	5	5
Fire District #2 Fire Department	4	4	4
White Castle Fire Department (in city limits)	4	4	4
White Castle Fire Department (out city limits)	7	7	7
Public Works			
<i>Mosquito Abatement</i>			
# of mosquito treatments performed	184	260	328
# of birds tested	0	0	0
# of mosquito traps tested	117	185	229
<i>Solid Waste</i>			
# of complaints regarding garbage collections	48	97	89
Health & Welfare			
<i>Community Services</i>			
CSBG # of clients assisted	750	822	589
FEMA # of clients assisted	90	123	61
LIHEAP # of clients assisted	800	831	360
OCS # of clients assisted	300	60	35
Section 8 # of clients assisted	50	50	30
USDA # of commodities distributed	5,000	23,032	15,000
<i>Head Start</i>			
% of children who recognize the alphabet	98%	99%	67%
% of children who exhibit early math skills	67%	96%	85%
% of children who can follow spoken directions	97%	97%	98%
Culture & Recreation			
<i>Multipurpose Center</i>			
# of events held	17	17	26

**Iberville Parish Council
Plaquemine, Louisiana
Capital Assets by Department**

Table 20

GOVERNMENTAL FUNDS

	Fiscal Year 2010		Fiscal Year 2010		Fiscal Year 2010
<u>General Government</u>		<u>Public Safety</u>		<u>Public Works</u>	
<i>Administrative</i>		<i>Building Inspection</i>		<i>Mosquito Abatement</i>	
Vehicles	1	Vehicles	2	Vehicles, Trailers, & ATVs	6
<i>Finance</i>		<i>Emergency Preparedness</i>		<i>Parish Maintenance Barn</i>	
Buildings	1	Buildings	1	Boats	2
Vehicles	0	<i>Fire Departments</i>		Buildings	2
<i>Public Building Maintenance</i>		Bayou Goula Fire Department		Generators	2
Buildings	9	Buildings	1	Heavy & Small Equipment	23
Generators	18	Fire Trucks/Vehicles	3	Pumps	11
Vehicles & Trailers	5	Bayou Pigeon Fire Department		Tractors	11
<i>Registrar of Voters</i>		Buildings	2	Vehicles & Trailers	36
Buildings	2	Fire Trucks/Vehicles	4	<i>Solid Waste</i>	
<i>Veteran's Affair</i>		Bayou Sorrel Fire Department		Vehicles & Trailers	9
Vehicles	1	Buildings	2	Small Equipment	35
<i>Environmental Services</i>		Fire Trucks/Vehicles	4	Total Public Works	137
Vehicles	1	White Castle Fire Department			
Total General Government	38	Buildings	1	<u>Culture & Recreation</u>	
		Fire Trucks/Vehicles	3	<i>Multipurpose Center</i>	
<u>Health & Welfare</u>		East Iberville Fire Department		Buildings	1
<i>Animal Control</i>		Buildings	3	Tractors	1
Buildings	1	Fire Trucks/Vehicles	10	Vehicles, Trailers, & ATVs	2
Vehicles, Trailers, & ATVs	7	Bayou Blue Fire Department		<i>Tourism</i>	
<i>Community Services</i>		Buildings	2	Buildings	2
Vehicles	1	Fire Trucks/Vehicles	9	Vehicles	1
<i>Headstart</i>		<i>Safety Department</i>		Total Culture & Recreation	7
Buildings	2	Vehicles	1		
Vehicles, Trailers, & Buses	7	Total Public Safety	48		
Total Health & Welfare	18				

**Iberville Parish Council
Plaquemine, Louisiana
Capital Assets by Department**

Table 20

(Continued)

<u>COMPONENT UNITS</u>	Fiscal Year 2010	<u>AGENCY FUNDS</u>		<u>PROPRIETARY FUNDS</u>	
			Fiscal Year 2010		Fiscal Year 2010
		<i>Sales Tax</i>		<i>Utility Department</i>	
<i>Library</i>		Vehicles	1	Buildings	1
Buildings	8	Total Agency Funds	1	Generators	3
Vehicles	2			Heavy & Small Equipment	9
<i>Parks and Recreation</i>				Lift Stations	12
Buildings	1			Pumps	3
Parks	22			Vehicles, Trailers, & ATVs	21
Vehicles & Trailers	14			Total Proprietary Funds	49
<i>Water District #3 Department</i>					
Buildings	1				
Treatment Plant	1				
Vehicles	3				
Water Well Sites	3				
Total Component Units	55			TOTAL CAPITAL ASSETS	353

**This page contains no
financial data.**

ACKNOWLEDGEMENTS



Bayou Plaquemine

Plaquemine

SPECIAL ACKNOWLEDGEMENTS

Stephanie Glynn
Assistant Director of Finance

Virginia Distefano
Payroll Coordinator

Lindsi Dupre
Accounts Payable Specialist

Marlene Tharpe
Purchasing Agent/Accounts Receivables

Gretchen Marino
Information Technology/Grants Manager
