


COMPREHENSIVE ANNUAL FINANCIAL REPORT

FOR THE YEAR ENDED
JUNE 30, 2004




CALDWELL PARISH SCHOOL BOARD

Columbia, Louisiana

Under provisions of state law, this report is a public document. A copy of the report has been submitted to the entity and other appropriate public officials. The report is available for public inspection at the Baton Rouge office of the Legislative Auditor and, where appropriate, at the office of the parish clerk of court.

Release Date 11/23/05



ALLEN, GREEN & WILLIAMSON, LLP

CERTIFIED PUBLIC ACCOUNTANTS

P. O. Box 6075

Monroe, LA 71211-6075

2414 Ferrand Street
Monroe, LA 71201

Telephone: (318) 388-4422

Fax: (318) 388-4664

Toll-free: (888) 741-0205
www.allengreencpa.com

Tim Green, CPA
Margie Williamson, CPA

Diane Ferschoff, CPA

Ernest L. Allen, CPA
(Retired)
1963 - 2000

October 28, 2005

~~Federal Audit Clearinghouse
1201 E. 10th Street
Jeffersonville, IN 47132~~

Re: OMB Circular A-133 Submission for the year ended June 30, 2004
Caldwell Parish School Board
P. O. Box 1019
Columbia, LA 71418

147034-2004
726000243 000 - M7046/22

Dear Sir:

Attached is the "Report on Compliance With Requirements Applicable to Each Major Program and on Internal Control Over Compliance in Accordance With OMB Circular No. A-133" that includes the requested opinion on the Schedule of Expenditures of Federal Awards. This paragraph was inadvertently left out of the original report.

A copy of the correspondence of your request is attached.

Sincerely,

Tim Green, CPA
Partner

TG:tlg

Enclosures

cc: Caldwell Parish School Board
Louisiana Legislative Auditor ✓

**Caldwell Parish School Board
Table of Contents**


	<u>Statement</u>	<u>Page</u>
FINANCIAL SECTION		
Independent Auditors' Report		1-2
Required Supplemental Information:		3
Management's Discussion and Analysis (MD&A)		4-11
Basic Financial Statements:		12
Government-wide Financial Statements (GWFS)		12
Statement of Net Assets	A	13
Statement of Activities	B	14
Fund Financial Statements (FFS)		15
Governmental Funds:		
Balance Sheet	C	16
Reconciliation of the Governmental Funds Balance Sheet to the Statement of Net Assets	D	17
Statement of Revenues, Expenditures, and Changes in Fund Balances	E	18-19
Reconciliation of the Governmental Funds Statement of Revenues, Expenditures, and Changes in Fund Balances to the Statement of Activities	F	20
Fiduciary Funds:		
Statement of Assets and Liabilities	G	21
Notes to the Basic Financial Statements		
Index		22
Notes		23-36
	<u>Exhibit</u>	
REQUIRED SUPPLEMENTAL INFORMATION		37
Budgetary Comparison Schedules		39
General Fund	1-1	40
Title I	1-2	41
Special Maintenance	1-3	42
Notes to the Budgetary Comparison Schedules		43-44
SUPPLEMENTAL INFORMATION		45
Combining Nonmajor Governmental Funds - by Fund Type		45
Combining Balance Sheet	2	47
Combining Statement of Revenues, Expenditures, and Changes in Fund Balances	3	48-49
Nonmajor Special Revenue Funds		50-51
Combining Balance Sheet	4	52-55
Combining Statement of Revenues, Expenditures, and Changes in Fund Balances	5	56-63
Agency Funds		64
Combining Statement of Assets and Liabilities	6	65
Combining Statement of Changes in Assets and Liabilities	7	66
Schedule of Changes in Deposits Due Others	8	67
General		68
Schedule of Compensation Paid Board Members	9	68

(Continued)

**Caldwell Parish School Board
Table of Contents**

	<u>Page</u>
<u>OTHER REPORTS REQUIRED BY GOVERNMENT AUDITING STANDARDS AND BY OFFICE OF MANAGEMENT AND BUDGET (OMB) CIRCULAR NO. A-133</u>	
Report on Internal Control Over Financial Reporting and on Compliance and Other Matters Based on an Audit of Financial Statements Performed in Accordance With <u>Government Auditing Standards</u>	69-70
Report on Compliance With Requirements Applicable to Each Major Program and on Internal Control Over Compliance in Accordance With <u>OMB Circular No. A-133</u>	71-72
Schedule of Expenditures of Federal Awards	73
Notes to the Schedule of Expenditures of Federal Awards	74
Schedule of Findings and Questioned Costs	75
OTHER INFORMATION	76
Management Letter Items	
Management Letter	77-78
Status of Prior-Year Management Letter Item	79
Performance and Statistical Data	
Independent Accountants' Report on Applying Agreed-upon Procedures	80-82
Schedules of Performance and Statistical Data as Prepared By Management	83-93

(Concluded)



ALLEN, GREEN & WILLIAMSON, LLP

CERTIFIED PUBLIC ACCOUNTANTS

P. O. Box 6075

Monroe, LA 71211-6075

2414 Ferrand Street
Monroe, LA 71201

Phone: (318) 388-4422
Fax: (318) 388-4664

Toll-free: (888) 741-0205
www.allengreencpa.com

Tim Greca, CPA

Margie Williamson, CPA

Ernest L. Allen, CPA
(Retired)
1963 - 2000

INDEPENDENT AUDITORS' REPORT

Board Members
Caldwell Parish School Board
Columbia, Louisiana

Basic Financial Statements We have audited the accompanying financial statements of the governmental activities, each major fund and the aggregate remaining fund information of Caldwell Parish School Board, as of and for the year ended June 30, 2004, which collectively comprise the School Board's financial statements, as listed in the table of contents. These financial statements are the responsibility of the School Board's management. Our responsibility is to express opinions on these financial statements based on our audit.

We conducted our audit in accordance with auditing standards generally accepted in the United States of America and the standards applicable to financial audits contained in Government Auditing Standards, issued by the Comptroller General of the United States of America. Those standards require that we plan and perform the audit to obtain reasonable assurance about whether the financial statements are free of material misstatement. An audit includes examining, on a test basis, evidence supporting the amounts and disclosures in the financial statements. An audit also includes assessing the accounting principles used and the significant estimates made by management, as well as evaluating the overall financial statement presentation. We believe that our audit provides a reasonable basis for our opinions.

In our opinion the financial statements referred to above present fairly, in all material respects, the respective financial position of the governmental activities, each major fund and the aggregate remaining fund information of the School Board as of June 30, 2004, and the respective changes in financial position for the year then ended in conformity with accounting principles generally accepted in the United States of America.

In accordance with Government Auditing Standards, we have also issued our report dated December 21, 2004, on our consideration of the School Board's internal control over financial reporting and on our tests of its compliance with certain provisions of laws, regulations, contracts, and grant agreements and other matters. The purpose of that report is to describe the scope of our testing of internal control over financial reporting and compliance and the results of that testing, and not to provide an opinion on the internal control over financial reporting or on compliance. That report is an integral part of an audit performed in accordance with Government Auditing Standards and should be considered in assessing the results of the audit.

Required Supplemental Information The Management's Discussion and Analysis and the Budgetary Comparison Schedules are not a required part of the basic financial statements but are supplemental information required by the Governmental Accounting Standards Board. We have applied certain limited procedures, which consisted principally of inquiries of management regarding the methods of measurement and presentation of the required supplemental information. However, we did not audit the information and express no opinion on it.

Supplemental Information Our audit was performed for the purpose of forming opinions on the financial statements of the governmental activities, each major fund, and the aggregate remaining fund information of the School Board, which collectively comprise the financial statements. The accompanying information identified in the table of contents as other supplemental information is presented for purposes of additional analysis and is not a required part of the basic financial statements. Such information has been subjected to the auditing procedures applied in the audit of the basic financial statements and, in our opinion, is fairly stated, in all material respects, in relation to the basic financial statements taken as a whole.

Other Information The information identified in the table of contents as Other Information is presented for purposes of additional analysis and is not a required part of the basic financial statements of the School Board. Such information has not been subjected to the auditing procedures applied in the audit of the basic financial statements and, accordingly, we express no opinion on it.

Allen, Green & Williamson, LLP

ALLEN, GREEN & WILLIAMSON, LLP

Monroe, Louisiana
December 21, 2004

Caldwell Parish School Board

REQUIRED SUPPLEMENTAL INFORMATION:

**MANAGEMENT'S DISCUSSION
AND ANALYSIS (MD&A)**

**Caldwell Parish School Board
Management's Discussion and Analysis (MD&A)**

Our discussion and analysis of Caldwell Parish School Board's financial performance provides an overview of the School Board's financial activities for the fiscal year ended June 30, 2004. Please read it in conjunction with the School Board's financial statements which follow this Management's Discussion and Analysis.

The Management's Discussion and Analysis (MD&A) is an element of the new reporting model adopted by the Governmental Accounting Standards Board (GASB) in their Statement No. 34 Basic Financial Statements - and Management's Discussion and Analysis - for State and Local Governments issued June 1999

Caldwell Parish is located in the northeastern area of the state and has a population of approximately 10,500. The public school system includes 1 preschool, 4 elementary schools, 1 junior high school and 1 high school. The system serves approximately 1,900 students. Over 50% of our students participate in the free or reduced lunch program. Advanced education is easily attained from nearby vo-tech schools, colleges and universities.

FINANCIAL HIGHLIGHTS The primary resources available to the School Board are local revenues which are primarily tax receipts, state revenues which are primarily minimum foundation funding and cost reimbursement grants, and federal revenues which are primarily cost reimbursement grants.

The fund balances of all governmental funds increased \$208,705. The fund balance of the general fund decreased \$25,257 mainly due to an increase in ad valorem taxes and this fund generally has a balance each year in order to have funds available for emergency maintenance needs.

The Title I Fund is a cost reimbursement fund.

The Special Maintenance Fund accounts for the proceeds of ad valorem taxes levied to maintain and improve school facilities in the parish. This fund increased net \$97,724 during the year mainly due to the fact that there are several funds included here that do not zero at the end of the year such as E-Rate, Timber Sales, 16th Section Land, Starting Points, Educational Excellence and Pre-Ged.

The total cost of the School Board's programs for the fiscal year was \$13,815,880. Federal and state grants paid \$3,915,763, charges for services \$172,285, MFP \$8,285,889, local sales tax \$1,494,845 and local ad valorem taxes \$1,033,064.


**Caldwell Parish School Board
Management's Discussion and Analysis (MD&A)**

USING THIS ANNUAL REPORT The School Board's annual report consists of a series of financial statements that show information for the School Board as a whole, its funds, and its fiduciary responsibilities. The Statement of Net Assets and the Statement of Activities provide information about the activities of the School Board as a whole and present a longer-term view of the School Board's finances. Our fund financial statements are included later in this report. For our governmental activities, these statements tell how we financed our services in the short-term as well as what remains for future spending. Fund statements also may give you some insights into the School Board's overall financial health. Fund financial statements also report the School Board's operations in more detail than the government-wide financial statements by providing information about the School Board's most significant funds, the general fund, sales tax fund, Title I fund and School Renovations Emergency fund. The remaining statement - the Statement of Fiduciary Assets and Liabilities presents financial information about activities for which the School Board acts solely as an agent for the benefit of students and parents.

Financial Section

Required Supplemental Information
Management's Discussion & Analysis (MD&A)

Basic Financial Statements



Notes to the Basic Financial Statements

Required Supplemental Information
Budgetary Information for Major Funds

Supplemental Information
Nonmajor Funds Combining Statements
Agency Funds Statements/Schedules
Schedule of Compensation Paid Board Members

Our auditor has provided assurance in his independent auditor's report, located immediately preceding this Management's Discussion and Analysis, that the Basic Financial Statements are fairly stated. Varying degrees of assurance is being provided by the auditor regarding the Required Supplemental Information and the Supplemental Information identified above. A user of this report should read the independent auditor's report carefully to ascertain the level of assurance being provided for each of the other parts in the Financial Section.

**Caldwell Parish School Board
Management's Discussion and Analysis (MD&A)**

Reporting the School Board as a Whole

The Statement of Net Assets and the Statement of Activities

Our analysis of the School Board as a whole begins with the government-wide financial statements. One of the most important questions asked about the School Board is, "Is the School Board as a whole better off or worse off financially as a result of the year's activities?" The Statement of Net Assets and the Statement of Activities, which appear first in the School Board's financial statements, report information on the School Board as a whole and its activities in a way that helps you answer this question. We prepare these statements to include all assets and liabilities, using the accrual basis of accounting, which is similar to the accounting used by most private-sector companies. All of the current year's revenues and expenses are taken into account regardless of when cash is received or paid.

These two statements report the School Board's net assets - the difference between assets and liabilities, as reported in the Statement of Net Assets - as one way to measure the School Board's financial health, or financial position. Over time, increases or decreases in the School Board's net assets - as reported in the Statement of Activities - are one indicator of whether its financial health is improving or deteriorating. The relationship between revenues and expenses is the School Board's operating results. However, the School Board's goal is to provide services to our students, not to generate profits as commercial entities do. One must consider many other non-financial factors, such as the quality of the education provided and the safety of the schools to assess the overall health of the School Board.

The Statement of Net Assets and Statement of Activities report the following activity for the School Board:

Governmental activities - All of the School Board's services are reported here, including instruction, plant services, transportation, and food services. Property taxes, sales taxes, Minimum Foundation Program funds, and state and federal grants finance most of these activities.

Reporting the School Board's Most Significant Funds

Fund Financial Statements

The School Board's fund financial statements provide detailed information about the most significant funds - not the School Board as a whole. Some funds are required to be established by State law and by bond covenants. However, the School Board establishes many other funds to help it control and manage money for particular purposes (like the School Food Service) or to show that it is meeting legal responsibilities for using certain taxes, grants, and other money (like grants the School Board receives from the U.S. Department of Education). The School Board's governmental funds use the following accounting approach:

Governmental funds - All of the School Board's services are reported in governmental funds. Governmental fund reporting focuses on showing how money flows into and out of funds and the balances left at year-end that are available for spending. They are reported using an accounting method called modified accrual accounting, which measures cash and all other financial assets that can readily be converted to cash. The governmental fund statements provide a detailed short-term view of the School Board's operations and the services it provides. Governmental fund information helps you determine whether there are more or fewer financial resources that can be spent in the near future to finance the School Board's programs. We describe the relationship (or differences) between governmental activities (reported in the Statement of Net Assets and the Statement of Activities) and governmental funds in reconciliation on Statements D and F.

Caldwell Parish School Board
Management's Discussion and Analysis (MD&A)

The School Board as Trustee

Reporting the School Board's Fiduciary Responsibilities

The School Board is the trustee, or fiduciary, for its student activities funds, and scholarship fund. All of the School Board's fiduciary activities are reported in the Statements of Fiduciary Assets and Liabilities. We exclude these activities from the School Board's other financial statements because the School Board cannot use these assets to finance its operations. The School Board is responsible for ensuring that the assets reported in these funds are used for their intended purposes.

THE SCHOOL BOARD AS A WHOLE The School Board's net assets were \$6,394,576 at June 30, 2004. Of this amount \$1,613,180 was unrestricted. Restricted net assets are reported separately to show legal constraints from debt covenants and enabling legislation that limit the School Board's ability to use those net assets for day-to-day operations. Our analysis below focuses on the net assets, (Table 1) and the change in net assets (Table 2) of the School Board's governmental activities.

Table 1
Net Assets
June 30,

	Governmental Activities		
	2004	2003	Variance
Current and other assets	\$4,126,829	\$3,872,829	\$254,000
Capital assets	<u>4,349,897</u>	<u>3,295,117</u>	<u>1,054,780</u>
Total assets	<u>8,476,726</u>	<u>7,167,946</u>	<u>1,308,780</u>
Current and other liabilities	1,249,986	1,529,002	(279,016)
Long-term liabilities	<u>832,164</u>	<u>580,697</u>	<u>251,467</u>
Total liabilities	<u>2,082,150</u>	<u>2,109,699</u>	<u>(27,549)</u>
Net assets			
Invested in capital assets, net of debt	4,041,535	2,898,029	1,143,506
Restricted	739,861	765,720	(25,859)
Unrestricted	<u>1,613,180</u>	<u>1,394,498</u>	<u>218,682</u>
Total net assets	<u>\$6,394,576</u>	<u>\$5,058,247</u>	<u>\$1,336,329</u>

The \$1,613,180 in unrestricted net assets of governmental activities represents accumulated results of all past years operations. It means that if the School Board had to pay off all of its bills today including all of its non-capital liabilities such as compensated absences, there would be \$1,613,180 left.

The results of this year's operations for the School Board as a whole are reported in the Statement of Activities. Table 2 on the next page, takes the information from that statement and rearranges it slightly so that readers can see total revenues for the year.

**Caldwell Parish School Board
Management's Discussion and Analysis (MD&A)**

**Table 2
Changes in Net Assets
For the Year Ended June 30,**

		Governmental Activities	
	2004	2003	Variance
Net Assets - beginning	<u>\$5,058,247</u>	<u>\$3,756,548</u>	<u>\$1,301,699</u>
Revenues:			
Program revenues			
Charges for services	172,285	184,281	(11,996)
Operating grants and contributions	2,717,353	2,420,495	296,858
Capital grants and contributions	1,100,745	476,354	624,391
General Revenues			
Ad valorem taxes	1,033,064	1,029,331	3,733
Sales taxes	1,494,845	1,522,916	(28,071)
State equalization	8,285,889	8,058,458	227,431
Other general revenues	<u>348,028</u>	<u>390,056</u>	<u>(42,028)</u>
Total revenues	<u>15,152,209</u>	<u>14,081,891</u>	<u>1,070,318</u>
Functions/Program Expenses:			
Instruction			
Regular programs	5,243,625	4,893,102	352,479
Special programs	1,405,213	1,324,107	81,106
Other instructional programs	1,470,240	1,572,894	(102,654)
Support services			
Student services	422,587	375,074	47,513
Instructional staff support	814,968	541,435	273,533
General administration	453,266	219,085	234,181
School administration	744,763	683,871	60,892
Business services	248,975	253,636	4,661
Plant services	930,357	947,221	(16,864)
Student transportation services	917,456	887,860	29,596
Central services	6,475	6,524	(49)
Food Services	1,147,004	1,060,658	86,346
Interest on long-term debt	<u>10,951</u>	<u>14,725</u>	<u>(3,774)</u>
Total expenses	<u>13,815,880</u>	<u>12,780,192</u>	<u>1,035,688</u>
Increase (decrease) in net assets	<u>1,336,329</u>	<u>1,301,699</u>	<u>(34,630)</u>
Net Assets - ending	<u>\$6,394,576</u>	<u>\$5,058,247</u>	<u>\$1,336,329</u>

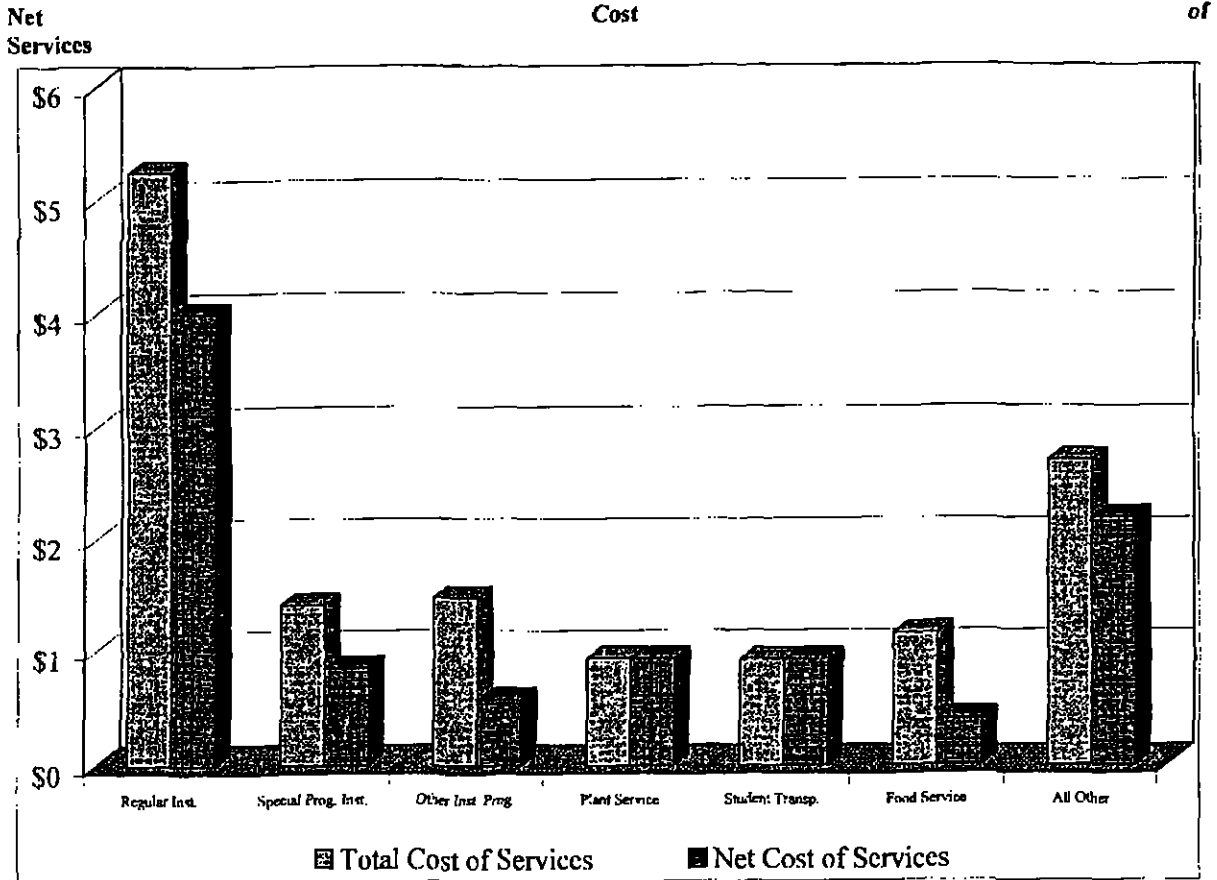
Governmental Activities As reported in the Statement of Activities, the cost of all governmental activities this year was \$13,815,880. The amount that taxpayers ultimately financed for these activities through School Board taxes was \$2,527,909 because some of the cost was paid by those who benefited from the program \$172,285 or by other governments and organizations who subsidized certain programs with grants and contributions \$3,818,098. The remaining \$9,825,497 was paid by MFP funds of \$8,285,889 and other revenues of \$348,028 which are mainly interest income and other local sources.

In the table below we have presented the cost of each of the School Board's six largest functions – regular programs, special programs, other instructional programs, plant services, student transportation services and food services as well as each program's net cost (total cost less revenues generated by the activities). Net cost shows the financial burden that was placed on the School Board's taxpayers by each of these functions. Providing this information allows our citizens to consider the cost of each function in comparison to the benefits they believe are provided by that function.

**Caldwell Parish School Board
Management's Discussion and Analysis (MD&A)**

	<u>Year Ended June 30, 2004</u>		<u>Year Ended June 30, 2003</u>	
	<u>Governmental Activities</u>		<u>Governmental Activities</u>	
	<u>Total Cost of Services</u>	<u>Net Cost of Services</u>	<u>Total Cost of Services</u>	<u>Net Cost of Services</u>
Regular programs instruction	\$5,243,625	\$3,994,737	\$4,893,102	\$4,047,349
Special programs instruction	1,405,213	843,991	1,324,107	947,920
Other instructional programs	1,470,240	564,204	1,572,894	723,556
Plant services	930,357	928,091	947,221	938,714
Student transportation services	917,456	916,891	887,860	887,388
Food services	1,147,004	393,853	1,060,658	324,929
All others	2,701,985	2,183,730	2,094,350	1,829,206
Totals	<u>\$13,815,880</u>	<u>\$9,825,497</u>	<u>\$12,780,192</u>	<u>\$9,699,062</u>

**2004
Total Cost of Services
Versus**



**Caldwell Parish School Board
Management's Discussion and Analysis (MD&A)**

THE SCHOOL BOARD'S FUNDS As we noted earlier, the School Board uses funds to help it control and manage money for particular purposes. Looking at funds helps you consider whether the School Board is being accountable for the resources taxpayers and others provide to it but may also give you more insight into the School Board's overall financial health.

General Fund Budgetary Highlights As mentioned earlier the School Board revises its budget as it attempts to deal with unexpected changes in revenues and expenditures. (A schedule showing the School Board's original and final budgets compared with actual results is provided in the required supplemental information section of this report.)

The amount budgeted at the beginning of the year for MFP is based upon the prior year amount received for MFP. Several factors during the year can affect the final allocation of MFP funds released from the state in January. The first budget presented to the board was \$7,925,474 and the revised budget presented to the board for MFP was \$8,059,700 which reflected a better estimate of the amount finally received of \$8,072,275.

The school board also budgets ad valorem taxes based upon the amount that was received the prior year and this year we had a significant increase in taxes collected. The revised budget presented to the board of \$645,000 was still a conservative estimate of the actual \$667,131 that was received.

Interest earnings were budgeted low due to declining investment rates and were not adjusted enough on the final budget to reflect the actual amount of \$38,459 that was received.

CAPITAL ASSET AND DEBT ADMINISTRATION

Capital Assets At June 30, 2004, the School Board had \$4,349,897 invested in a broad range of capital assets, including land, buildings, and furniture and equipment. This amount represents a net increase (including additions, deductions and depreciation) of \$1,054,780, or 32 percent, from last year. This increase is due mainly to \$1,820,512 school renovation grant that was used to renovate Caldwell Parish High School and Union Central Elementary School.

Capital Assets at June 30,

	Governmental Activities		
	2004	2003	Variance
Land	\$87,538	\$87,538	\$0
Buildings	3,496,153	1,438,562	2,057,591
Furniture and equipment	766,206	696,373	69,833
Construction in progress	0	1,072,644	(1,072,644)
Totals	<u>\$4,349,897</u>	<u>\$3,295,117</u>	<u>\$1,054,780</u>

DEBT ADMINISTRATION At June 30, 2004, the School Board had \$146,362 in Qualified Zone Academy Bond (QZAB) with maturities from 2005 to 2016 with a zero percent interest rate, and a certificate of indebtedness with maturities from 2005 to 2006 and an annual interest rate of 5%. Under state statute, the School Board is legally restricted from incurring long-term bonded debt in excess of 35% of the assessed value of taxable property. At June 30, 2004, the School Board's had no bonded debt.

ECONOMIC FACTORS AND NEXT YEAR'S BUDGETS AND RATES There was a decrease in our assessed tax value this year, but the school board rolled up our tax rates to reflect this decrease so we do not anticipate any significant change in local ad valorem taxes collected. One of the most important factors affecting MFP funding is student count. Our budget does not reflect a drop in student count for 2004-05 and will have to be revised once we have the final count from the state. \$1,048,485 of the School Renovation and Repair Grant was expended in 2003-04 and zero will be expended in 2004-05 and is reflected in the 2004-05 budget. Increased insurance expenses are also reflected in the 2004-05 budget.

**Caldwell Parish School Board
Management's Discussion and Analysis (MD&A)**

CONTACTING THE SCHOOL BOARD'S FINANCIAL MANAGEMENT Our financial report is designed to provide our citizens, taxpayers, parents, students, and investors and creditors with a general overview of the School Board's finances and to show the School Board's accountability for the money it receives. If you have questions about this report or wish to request additional financial information, contact Karen Cruse, Business Manager, at Caldwell Parish School Board, P. O. Box 1019, Columbia, Louisiana 71418, telephone number (318) 649-2689.

Caldwell Parish School Board

BASIC FINANCIAL STATEMENTS:

**GOVERNMENT-WIDE
FINANCIAL STATEMENTS (GWFS)**

CALDWELL PARISH SCHOOL BOARD

STATEMENT OF NET ASSETS
June 30, 2004

Statement A

	<u>GOVERNMENTAL ACTIVITIES</u>
ASSETS	
Cash and cash equivalents	\$ 1,533,473
Investments	1,912,472
Receivables (net)	670,438
Inventory	10,446
Capital assets:	
Land	87,538
Depreciable assets, net of depreciation	<u>4,262,359</u>
TOTAL ASSETS	<u>8,476,726</u>
LIABILITIES	
Accounts, salaries and other payables	1,240,274
Deferred revenue	7,687
Interest payable	2,025
Long-term liabilities	
Due within one year	313,305
Due in more than one year	<u>518,859</u>
TOTAL LIABILITIES	<u>2,082,150</u>
NET ASSETS	
Invested in capital assets, net of related debt	4,041,535
Restricted for:	
Sales Tax	156,436
Maintenance	520,248
School Food Service	63,177
Unrestricted	<u>1,613,180</u>
TOTAL NET ASSETS	<u>\$ 6,394,576</u>

THE NOTES TO THE BASIC FINANCIAL STATEMENTS ARE AN INTEGRAL PART OF THIS STATEMENT.

CALDWELL PARISH SCHOOL BOARD

**STATEMENT OF ACTIVITIES
For the Year Ended June 30, 2004**

Statement B

	PROGRAM REVENUES			NET (EXPENSE) REVENUE AND CHANGES IN NET ASSETS	
	EXPENSES	CHARGES FOR SERVICES	OPERATING GRANTS AND CONTRIBUTIONS		CAPITAL GRANTS AND CONTRIBUTIONS
FUNCTIONS/PROGRAMS					
<i>Governmental activities:</i>					
Instruction:					
Regular programs	\$ 5,243,625	\$ 0	\$ 148,143	\$ 1,100,745	(3,994,737)
Special programs	1,405,213		561,222		(843,991)
Other instructional programs	1,470,240		906,036		(564,204)
Support services:					
Student services	422,587		78,505		(344,082)
Instructional staff support	814,988		423,958		(391,010)
General administration	453,266		15,792		(437,474)
School administration	744,763		0		(744,763)
Business services	248,975		0		(248,975)
Plant services	930,357		2,266		(928,091)
Student transportation services	917,456		565		(916,891)
Central services	6,475		0		(6,475)
Food services	1,147,004	172,285	580,866		(393,853)
Interest on long-term debt	10,951	0	0		(10,951)
Total Governmental Activities	<u>13,815,880</u>	<u>172,285</u>	<u>2,717,353</u>	<u>1,100,745</u>	<u>(9,825,497)</u>
General revenues:					
Taxes:					
Property taxes, levied for general purposes					1,033,064
Sales taxes, levied for general purposes					1,494,845
State revenue sharing					80,750
Grants and contributions not restricted to specific programs					
Minimum Foundation Program					8,285,889
Other unrestricted state					97,665
Interest and investment earnings					43,224
Miscellaneous					<u>126,389</u>
Total general revenues					<u>11,161,826</u>
Changes in net assets					1,336,329
Net assets - beginning					<u>5,058,247</u>
Net assets - ending					<u>\$ 6,394,576</u>

THE NOTES TO THE BASIC FINANCIAL STATEMENTS ARE AN INTEGRAL PART OF THIS STATEMENT.

Caldwell Parish School Board

BASIC FINANCIAL STATEMENTS:
FUND FINANCIAL STATEMENTS (FFS)

CALDWELL PARISH SCHOOL BOARD

GOVERNMENTAL FUNDS

Balance Sheet

June 30, 2004

Statement C

	<u>GENERAL</u>	<u>TITLE I</u>	<u>SPECIAL MAINTENANCE</u>	<u>OTHER GOVERNMENTAL</u>	<u>TOTAL</u>
ASSETS					
Cash and cash equivalents	\$ 609,629	\$ 0	\$ 404,383	\$ 519,461	\$ 1,533,473
Investments	1,760,329	0	119,216	32,927	1,912,472
Receivables	55,127	185,540	1,579	428,192	670,438
Interfund receivables	275,637	0	0	15,024	290,661
Inventory	0	0	0	10,446	10,446
TOTAL ASSETS	<u>2,700,722</u>	<u>185,540</u>	<u>525,178</u>	<u>1,006,050</u>	<u>4,417,490</u>
LIABILITIES AND FUND BALANCES					
Liabilities:					
<i>Accounts, salaries and other</i> payables	864,203	74,181	4,930	296,960	1,240,274
Interfund payables	15,024	111,359	0	164,278	290,661
Deferred revenues	0	0	0	7,687	7,687
Total Liabilities	<u>879,227</u>	<u>185,540</u>	<u>4,930</u>	<u>468,925</u>	<u>1,538,622</u>
Fund Balances:					
Reserved for:					
Inventory	0	0	0	5,529	5,529
Debt Service	0	0	0	11,719	11,719
Unreserved, reported in:					
General Fund	1,821,495	0	0	0	1,821,495
Special Revenue	0	0	520,248	519,877	1,040,125
Total Fund Balances	<u>1,821,495</u>	<u>0</u>	<u>520,248</u>	<u>537,125</u>	<u>2,878,868</u>
TOTAL LIABILITIES AND FUND BALANCES	<u>\$ 2,700,722</u>	<u>\$ 185,540</u>	<u>\$ 525,178</u>	<u>\$ 1,006,050</u>	<u>\$ 4,417,490</u>

THE NOTES TO THE BASIC FINANCIAL STATEMENTS ARE AN INTEGRAL PART OF THIS STATEMENT.

CALDWELL PARISH SCHOOL BOARD

**Reconciliation of the Governmental Funds
Balance Sheet to the Statement of Net Assets
June 30, 2004**

Statement D

Total fund balances - governmental funds \$ 2,878,868

The cost of capital assets (land, buildings, furniture and equipment) purchased or constructed is reported as an expenditure in governmental funds. The Statement of Net Assets includes those capital assets among the assets of the School Board as a whole. The cost of those capital assets allocated over their estimated useful lives (as depreciation expense) to the various programs reported as governmental activities in the Statement of Activities. Because depreciation expense does not affect financial resources, it is not reported in governmental funds.

Costs of capital assets	\$	11,971,206	
Depreciation expense to date		<u>(7,621,309)</u>	
			4,349,897

Long-term liabilities applicable to the School Board's governmental activities are not due and payable in the current period and accordingly are not reported as fund liabilities. All liabilities - both current and long term - are reported in the Statement of Net Assets.

Balances at June 30, 2003 are:

Long-term liabilities			
Qualified Zone Academy bond		(146,362)	
Claims payable		(23,391)	
Certificate of Indebtedness payable		(162,000)	
Compensated absences payable		(500,411)	
Interest payable		<u>(2,025)</u>	
			<u>(834,189)</u>

Net Assets - Governmental Activities \$ 6,394,576

THE NOTES TO THE BASIC FINANCIAL STATEMENTS ARE AN INTEGRAL PART OF THIS STATEMENT.

CALDWELL PARISH SCHOOL BOARD

GOVERNMENTAL FUNDS
Statement of Revenues, Expenditures,
and Changes in Fund Balances
For the Year Ended June 30, 2004

Statement E

	GENERAL	TITLE I	SPECIAL MAINTENANCE	OTHER GOVERNMENTAL	TOTAL
REVENUES					
Local sources:					
Taxes:					
Ad valorem	\$ 667,131	\$ 0	\$ 357,933	\$ 8,000	\$ 1,033,064
Sales and use	0	0	0	1,494,845	1,494,845
Interest earnings	38,459	0	1,908	2,857	43,224
Food services	0	0	0	172,285	172,285
Other	103,672	0	0	22,717	126,389
State sources:					
Equalization	8,072,275	0	0	213,614	8,285,889
Other	209,613	0	40,093	659,820	909,526
Federal sources	0	699,541	0	2,387,446	3,086,987
Total Revenues	9,091,150	699,541	399,934	4,961,584	15,152,209
EXPENDITURES					
Current:					
Instruction:					
Regular programs	4,176,417	0	0	838,139	5,014,556
Special programs	1,002,162	0	0	394,363	1,396,525
Other instructional programs	486,870	409,499	0	533,159	1,429,528
Support services:					
Student services	303,280	0	0	119,297	422,587
Instructional staff support	312,367	214,140	0	287,825	814,332
General administration	331,692	43,616	15,525	62,433	453,266
School administration	653,118	0	0	86,596	739,714
Business services	216,074	0	0	29,888	245,962
Plant services	677,792	6,194	192,245	53,876	930,107
Student transportation services	725,342	0	0	109,068	834,410
Central services	6,475	0	0	0	6,475
Food services	34,473	0	0	1,080,252	1,114,725
Capital outlay	190,335	26,092	6,540	1,217,722	1,440,689
Debt service:					
Principal retirement	0	0	76,000	12,728	88,728
Interest and bank charges	0	0	11,900	0	11,900
Total Expenditures	9,116,407	699,541	302,210	4,825,346	14,943,504

(CONTINUED)

CALDWELL PARISH SCHOOL BOARD

GOVERNMENTAL FUNDS
Statement of Revenues, Expenditures,
and Changes in Fund Balances
For the Year Ended June 30, 2004

Statement E

	<u>GENERAL</u>	<u>TITLE I</u>	<u>SPECIAL MAINTENANCE</u>	<u>OTHER GOVERNMENTAL</u>	<u>TOTAL</u>
EXCESS (Deficiency) OF REVENUES OVER EXPENDITURES	\$ (25,257)	\$ 0	\$ 97,724	\$ 136,238	\$ 208,705
FUND BALANCES - BEGINNING	<u>1,846,752</u>	<u>0</u>	<u>422,524</u>	<u>400,887</u>	<u>2,670,163</u>
FUND BALANCES - ENDING	<u>\$ 1,821,495</u>	<u>\$ 0</u>	<u>\$ 520,248</u>	<u>\$ 537,125</u>	<u>\$ 2,878,868</u>

(CONCLUDED)

THE NOTES TO THE BASIC FINANCIAL STATEMENTS ARE AN INTEGRAL PART OF THIS STATEMENT.

CALDWELL PARISH SCHOOL BOARD

**Reconciliation of the Governmental Funds
Statement of Revenues, Expenditures, and Changes in Fund Balances
to the Statement of Activities
For the Year Ended June 30, 2004**

Statement F

Total net change in fund balances - governmental funds \$ 208,705

Amounts reported for governmental activities in the Statement of Activities are different because:

Capital outlays are reported in governmental funds as expenditures. However, in the Statement of Activities, the cost of those assets is allocated over their estimated useful lives as depreciation expense. This is the amount by which capital outlays exceeds depreciation expense in the period:

Depreciation expense	\$ (333,318)	
Capital outlays	1,440,689	1,107,371

Realized loss on sale of capital assets (52,593)

Repayment of bond principal and capital leases is an expenditure in the governmental funds, but the repayment reduces long-term liabilities in the Statement of Net Assets. 88,728

Increase of incurred but not reported workers' compensation claims (9,589)

In the Statement of Activities, certain operating expenses-compensated absences (vacations and sick leave) - are measured by the amounts earned during the year. In the governmental funds, however, expenditures for these items are measured by the amount of financial resources used (essentially, the amounts actually paid). This year, vacation and sick time earned (\$ 228,821) exceeded the amounts used \$ 221,578 by \$ 7,243 (7,243)

Interest on long-term debt in the Statement of Activities differs from the amount reported in the governmental funds because interest is recognized as an expenditure in the funds when it is due, and thus requires the use of current financial resources. In the Statement of Activities, however, interest expense is recognized as the interest accrues, regardless of when it is due. 950

Change in net assets of governmental activities \$ 1,336,329

THE NOTES TO THE BASIC FINANCIAL STATEMENTS ARE AN INTEGRAL PART OF THIS STATEMENT.

CALDWELL PARISH SCHOOL BOARD
FIDUCIARY FUND
STATEMENT OF ASSETS AND LIABILITIES
June 30, 2004

	Statement G
	<u>AGENCY FUND</u>
ASSETS	
Cash and cash equivalents	\$ <u>154,940</u>
TOTAL ASSETS	<u>154,940</u>
LIABILITIES	
Deposits due others	<u>154,940</u>
TOTAL LIABILITIES	<u>\$ 154,940</u>

THE NOTES TO THE BASIC FINANCIAL STATEMENTS ARE AN INTEGRAL PART OF THIS STATEMENT.

**Caldwell Parish School Board
Notes to the Basic Financial Statements**

<u>INDEX</u>	<u>Page</u>
NOTE 1 - SUMMARY OF SIGNIFICANT ACCOUNTING POLICIES.....	23
A. REPORTING ENTITY	23
B. FUNDS.....	23
Governmental Funds	23
Fiduciary Funds.....	23
C. MEASUREMENT FOCUS AND BASIS OF ACCOUNTING.....	24
Governmental Funds	24
D. CASH AND CASH EQUIVALENTS.....	25
E. INVESTMENTS	25
F. SHORT-TERM INTERFUND RECEIVABLES/PAYABLES.....	26
G. ELIMINATION AND RECLASSIFICATIONS.....	26
H. INVENTORY AND PREPAID ITEMS.....	26
I. CAPITAL ASSETS.....	26
J. DEFERRED REVENUES.....	27
K. COMPENSATED ABSENCES	27
L. RESTRICTED NET ASSETS.....	27
M. FUND EQUITY OF FUND FINANCIAL STATEMENTS	28
N. INTERFUND ACTIVITY.....	28
O. SALES TAX.....	28
P. BUDGETS	28
Q. USE OF ESTIMATES	29
NOTE 2 - LEVIED TAXES	29
NOTE 3 - DEPOSITS AND INVESTMENTS.....	30
NOTE 4 - RECEIVABLES.....	30
NOTE 5 - CAPITAL ASSETS.....	31
NOTE 6 - RETIREMENT SYSTEMS	32
NOTE 7 - OTHER POSTEMPLOYMENT BENEFITS	33
NOTE 8 - ACCOUNTS, SALARIES, AND OTHER PAYABLES	33
NOTE 9 - COMPENSATED ABSENCES	33
NOTE 10 - LEASES	33
NOTE 11 - AGENCY FUND DEPOSITS DUE OTHERS	34
NOTE 12 - LONG-TERM LIABILITIES.....	34
NOTE 13 - INTERFUND ASSETS/LIABILITIES (FFS LEVEL ONLY)	35
NOTE 14 - LITIGATION AND CONTINGENCIES.....	35
NOTE 15 - RISK MANAGEMENT.....	35
NOTE 16 - ON-BEHALF PAYMENTS FOR FRINGE BENEFITS AND SALARIES.....	36
NOTE 17 - ECONOMIC DEPENDENCY.....	36
NOTE 18- FINANCIAL PRESENTATION.....	36

Caldwell Parish School Board
Notes to the Basic Financial Statements

NOTE 1 - SUMMARY OF SIGNIFICANT ACCOUNTING POLICIES The accompanying financial statements of the Caldwell Parish School Board have been prepared in conformity with accounting principles generally accepted in the United States of America (GAAP) as applied to governmental units. The Governmental Accounting Standards Board (GASB) is the accepted standard-setting body for establishing governmental accounting and financial reporting principles.

A. REPORTING ENTITY The Caldwell Parish School Board was created by Louisiana Revised Statute LSA-R.S. 17:51 to provide public education for the children within Caldwell Parish. The School Board is authorized by LSA-R.S. 17:81 to establish policies and regulations for its own government consistent with the laws of the state of Louisiana and the regulations of the Louisiana Board of Elementary and Secondary Education. The School Board is comprised of ten members who are elected from ten districts for terms of four years.

The School Board operates six schools within the parish with a total enrollment of approximately 1,879 pupils. In conjunction with the regular educational programs, some of these schools offer special education and/or adult education programs. In addition, the School Board provides transportation and school food services for the students.

GASB Statement No. 14 established criteria for determining the governmental reporting entity and component units that should be included within the reporting entity. Because the School Board has a separately elected governing body and is legally separate and fiscally independent, the School Board is a separate governmental reporting entity. The School Board includes all funds, activities, et cetera, that are within the oversight responsibility of the School Board.

Certain units of local government over which the School Board exercises no oversight responsibility, such as the parish police jury and municipalities within the parish, are excluded from the accompanying financial statements. These units of government are considered separate reporting entities and issue financial statements separate from those of the School Board.

B. FUNDS The accounts of the School Board are organized and operated on the basis of funds. A fund is a separate accounting entity with a self-balancing set of accounts. Fund accounting is designed to demonstrate legal compliance and to aid financial management by segregating transactions relating to certain government functions or activities.

Funds of the School Board are classified into two categories: governmental and fiduciary. In turn, each category is divided into separate fund types. The fund classifications and a description of each existing fund type follow:

Governmental Funds Governmental funds account for all or most of the School Board's general activities, including the collection and disbursement of specific or legally restricted monies, the acquisition or construction of capital assets, and the servicing of long-term debt. The School Board reports the following major governmental funds:

General fund – the general operating fund of the School Board accounts for all financial resources, except those required to be accounted for in other funds.

Title I fund – accounts for federal funds received for the Title I federal program.

Special Maintenance Fund – The maintenance fund accounts for the proceeds of ad valorem taxes levied to maintain and improve school facilities in the parish.

Fiduciary Funds – account for assets held on behalf of outside parties, including other governments, or on behalf of other funds within the School Board. Fiduciary funds include:

School activities agency fund – accounts for assets held by the School Board as an agent for the individual schools and school organizations.

4-H scholarship fund – this scholarship agency fund is funded by voluntary employee contributions. The proceeds are used to provide an annual scholarship for an outstanding graduate.

**Caldwell Parish School Board
Notes to the Basic Financial Statements**

Agency funds are custodial in nature (assets equal liabilities) and do not involve measurement of results of operations.

C. MEASUREMENT FOCUS AND BASIS OF ACCOUNTING

Government-Wide Financial Statements (GWFS) The Statement of Net Assets and the Statement of Activities displays information about the reporting government as a whole. Fiduciary funds are not included in the GWFS. Fiduciary funds are reported only in the Statement of Fiduciary Assets and Liabilities at the fund financial statement level.

The Statement of Net Assets and the Statement of Activities was prepared using the economic resources measurement focus and the accrual basis of accounting. Revenues, expenses, gains, losses, assets and liabilities resulting from exchange and exchange-like transactions are recognized when the exchange takes place. Revenues, expenses, gains, losses, assets, and liabilities resulting from nonexchange transactions are recognized in accordance with the requirements of GASB Statement No. 33 "Accounting and Financial Reporting for Nonexchange Transactions."

Program revenues Program revenues include 1) charges for services provided, 2) operating grants and contributions, and 3) capital grants and contributions; program revenues reduce the cost of the function to be financed from the School Board's general revenues. Charges for services are primarily derived from cafeteria sales. Operating grants and contributions consist of the many educational grants received from the federal and state government.

Allocation of indirect expenses The School Board reports all direct expenses by function in the Statement of Activities. Direct expenses are those that are clearly identifiable with a function. Depreciation expense is specifically identified by function and is included in the direct expense of each function. Interest on general long-term debt is considered an indirect expense and is reported separately in the Statement of Activities.

Fund Financial Statements (FFS)

Governmental Funds The accounting and financial reporting treatment applied to a fund is determined by its measurement focus. Governmental fund types use the flow of current financial resources measurement focus and the modified accrual basis of accounting. Under the modified accrual basis of accounting revenues are recognized when susceptible to accrual (i.e., when they are "measurable and available"). "Measurable" means the amount of the transaction can be determined and "available" means collectible within the current period or soon enough thereafter to pay liabilities of the current period. The government considers all revenues available if they are collected within 60 days after year-end. Expenditures are recorded when the related fund liability is incurred, except for unmatured interest on general long-term debt which is recognized when due, and certain compensated absences and claims and judgments which are recognized when the obligations are expected to be liquidated with expendable available financial resources.

With this measurement focus, only current assets and current liabilities are generally included on the balance sheet. Operating statements of these funds present increases and decreases in net current assets. The governmental funds use the following practices in recording revenues and expenditures:

Revenues

Federal and state entitlements which include state equalization and state revenue sharing are recorded as unrestricted grants-in-aid when available and measurable. Federal and state restricted grants are recorded when the reimbursable expenditures have been incurred.

Ad valorem taxes are recognized when all applicable eligibility requirements are met and the resources are available.

Sales taxes are recognized when the underlying exchange takes place and the resources are available.

Interest income on time deposits and investments is recorded when the interest becomes measurable and available to finance expenditures of the fiscal period.

**Caldwell Parish School Board
Notes to the Basic Financial Statements**

Expenditures Expenditures are generally recognized under the modified accrual basis of accounting when the related fund liability is incurred.

Salaries are recorded as paid. Salaries for nine-month employees are paid over twelve months and accrued at June 30.

Principal and interest on general long-term debt is recognized when due.

Inventory items are expensed as purchased except for inventory of the school lunch fund which is expensed as consumed.

Compensated absences are recognized as expenditures when leave is actually taken or upon termination of employment due to retirement or death.

Other Financing Sources (Uses) Transfers between funds that are not expected to be repaid (or other types, such as sale of fixed assets, debt extinguishments, and long-term debt proceeds) are accounted for as other financing sources (uses). These other financing sources (uses) are recognized at the time the underlying events occur.

Fiduciary Funds the *agency fund* is custodial in nature and does not present results of operations or have a measurement focus. Agency funds are accounted for using the accrual basis of accounting.

D. CASH AND CASH EQUIVALENTS Cash includes amounts in demand deposits, interest-bearing demand deposits, and money market accounts. Cash equivalents include amounts in time deposits and those investments with original maturities of 90 days or less. Under state law, the School Board may deposit funds in demand deposits, interest-bearing demand deposits, money market accounts, or time deposits with state banks organized under Louisiana law and national banks having their principal offices in Louisiana.

Under state law, the School Board may invest in United States bonds, treasury notes, or certificates. These are classified as investments if their original maturities exceed 90 days; however, if the original maturities are 90 days or less they are classified as cash equivalents and are stated at cost.

E. INVESTMENTS Investments are limited by R.S. 33:2955 and the School Board's investment policy. If the original maturities of investments exceed 90 days, they are classified as investments; however, if the original maturities are 90 days or less, they are classified as cash equivalents.

The investments are reflected at fair value except for the following which are required/permitted as per GASB Statement No. 31:

1. Investments in *nonparticipating* interest-earning contracts, such as nonnegotiable certificates of deposit with redemption terms that do not consider market rates, are reported using a cost-based measure.
2. The School Board reported at amortized cost money market investments and *participating* interest-earning investment contracts that have a remaining maturity at time of purchase of one year or less.

Definitions:

Interest-earning investment contracts include time deposits with financial institutions (such as certificates of deposit), repurchase agreements, and guaranteed investment contracts.

Money market investments are short-term, highly liquid debt instruments that include U. S. Treasury obligations. The School Board participates in the Louisiana Asset Management Pool, Inc. (LAMP) which is an external investment pool that is not SEC-registered. Because the LAMP is an arrangement sponsored by a type of governmental entity, it is exempt by statute from regulation by the SEC.

**Caldwell Parish School Board
Notes to the Basic Financial Statements**

The investment objective of the LAMP is the preservation of capital and the maintenance of liquidity and, to the extent consistent with such objective, current yield.

The LAMP was established as a cooperative endeavor to enable public entities of the state of Louisiana to aggregate funds for investment. This pooling is intended to improve administrative efficiency and increase investment yield. The Board of Directors of LAMP provides certain management and administrative services to LAMP and, through a competitive bidding process, selects a custodial bank and an investment advisor. The custodial bank holds the assets of LAMP and the investment decisions are made by the investment advisor. Both the custodial bank and the investment advisor are subject to the review and oversight of LAMP.

An annual audit of LAMP is conducted by an independent certified public accountant. The Legislative Auditor of the state of Louisiana has full access to the records of the LAMP.

The LAMP may invest in U. S. Government Securities and is designed to comply with restriction on investments by municipalities, parishes, and other types of political subdivisions imposed under Louisiana Revised Statute 33:2955.

The LAMP seeks to maintain a stable net asset value of \$1.00 per unit, but there can be no assurance that the LAMP will be able to achieve this objective. The LAMP's portfolio securities are valued at fair value. The LAMP operates in a manner consistent with the SEC's Rule 2a7 of the Investment Company Act of 1940, as amended, which governs money market funds (although the LAMP is not a money market fund and has no obligation to conform to this rule.) In addition, the LAMP will generally comply with other aspects of that rule, including the requirements that all portfolio securities acquired by the LAMP must have, at the time of purchase, a maximum remaining maturity of 397 days and meet certain additional quality standards and that the LAMP maintain a dollar-weighted average portfolio maturity of not more than 90 days.

The fair value of the position in the pool is the same as the value of the pool shares.

LAMP issues financial reports which can be obtained by writing: LAMP, Inc., 228 St. Charles Avenue, Suite 1123, New Orleans, LA 70130.

F. SHORT-TERM INTERFUND RECEIVABLES/PAYABLES During the course of operations, numerous transactions occur between individual funds for goods provided or services rendered. These receivables and payables are classified as due from other funds or due to other funds on the balance sheet. Short-term interfund loans are classified as interfund receivables/payables.

G. ELIMINATION AND RECLASSIFICATIONS In the process of aggregating data for the statement of net assets and the statement of activities, some amounts reported as interfund activity and balances in the funds were eliminated or reclassified. Interfund receivables and payables were eliminated to minimize the "grossing up" effect on assets and liabilities within the governmental activities column.

H. INVENTORY AND PREPAID ITEMS Inventory items are expensed as purchased except for inventory of the school food service fund.

Inventory of the school food service special revenue fund consists of food purchased by the School Board and commodities granted by the United States Department of Agriculture through the Louisiana Department of Agriculture and Forestry. The commodities are recorded as revenues when received; however, all inventory items are recorded as expenditures when consumed. All purchased inventory items are valued at the lower of cost (first-in, first-out) or market, and commodities are assigned values based on information provided by the United States Department of Agriculture.

Certain payments to vendors reflect cost applicable to future accounting periods and are reported as prepaid items.

I. CAPITAL ASSETS Capital assets are recorded at historical cost or estimated historical cost if purchased or constructed and depreciated over their estimated useful lives (including salvage value). The capitalization threshold is \$1,000. Donated capital assets are recorded at their estimated fair value at the date of donation. Estimated useful life is management's estimate of

**Caldwell Parish School Board
Notes to the Basic Financial Statements**

how long the asset is expected to meet service demands. Straight line depreciation is used based on the following estimated useful lives:

Buildings	10 - 40 years
Furniture and equipment	3 - 10 years

Interest during construction is not capitalized on capital assets.

J. DEFERRED REVENUES Deferred revenues arise when resources are received by the School Board before it has a legal claim to them, as when grant monies are received prior to the occurrence of qualifying expenditures. In subsequent periods, when the School Board has a legal claim to the resources, the liability for deferred revenue is removed and the revenue is recognized.

K. COMPENSATED ABSENCES All 12-month employees earn ten days of vacation leave each year. Vacation leave cannot be accumulated. Upon separation of employment, all unused vacation leave is forfeited.

All School Board employees earn from ten to eighteen days of sick leave each year, depending upon the length of service. Sick leave can be accumulated without limitation. Upon retirement or death, unused accumulated sick leave of up to twenty-five days is paid to the employee or to the employee's estate at the employee's current rate of pay. Under the Louisiana Teachers' Retirement System, and the Louisiana School Employees' Retirement System, all unpaid sick leave is used in the retirement benefit computation as earned service.

The School Board's recognition and measurement criteria for compensated absences follows:

GASB Statement 16 provides that vacation leave and other compensated absences with similar characteristics should be accrued as a liability as the benefits are earned by the employees if both of the following conditions are met:

- A. The employees' rights to receive compensation are attributable to services already rendered.
- B. It is probable that the employer will compensate the employees for the benefits through paid time off or some other means, such as cash payments at termination or retirement.

GASB Statement 16 provides that a liability for sick leave should be accrued using one of the following termination approaches:

- A. An accrual for earned sick leave should be made only to the extent it is probable that the benefits will result in termination payments, rather than be taken as absences due to illness or other contingencies, such as medical appointments and funerals.
- B. Alternatively, a governmental entity should estimate its accrued sick leave liability based on the sick leave accumulated at the balance sheet date by those employees who currently are eligible to receive termination payments as well as other employees who are expected to become eligible in the future to receive such payments. The School Board uses this approach to accrue the liability for sick leave.

L. RESTRICTED NET ASSETS For the government-wide statement of net assets, net assets are reported as restricted when constraints placed on net asset use are either:

Externally imposed by creditors (such as debt covenants), grantors, contributors, or laws or regulations of other governments;

Imposed by law through constitutional provisions or enabling legislation.

When both restricted and unrestricted resources are available for use, it is the government's policy to use restricted resources first, then unrestricted resources as they are needed.

**Caldwell Parish School Board
Notes to the Basic Financial Statements**

M. FUND EQUITY OF FUND FINANCIAL STATEMENTS

Reserves Reserves represent those portions of fund equity legally segregated for a specific future use and not appropriable for expenditures.

Designated Fund Balances Designated fund balances represent tentative plans for future use of financial resources.

N. INTERFUND ACTIVITY Interfund activity is reported as either loans, services provided, reimbursements or transfers. Loans are reported as interfund receivables and payables as appropriate and are subject to elimination upon consolidation. Services provided, deemed to be at market or near market rates, are treated as revenues and expenditures/expenses. Reimbursements are when one fund incurs a cost, charges the appropriate benefiting fund and reduces its related cost as a reimbursement. All other interfund transactions are treated as transfers. Transfers between governmental funds are netted as part of the reconciliation to the government-wide financial statements.

O. SALES TAX On April 7, 1979, the voters of Caldwell Parish approved a one percent sales and use tax to be levied by the Caldwell Parish School Board. The sales and use tax is collected by the Concordia Parish School Board and deposited in the sales tax special revenue fund.

On January 18, 1997, the voters of Caldwell Parish approved a one percent sales and use tax to be levied by the Caldwell Parish School Board. The sales and use tax is collected by the Concordia Parish School Board and deposited in the sales tax special revenue fund.

The proceeds of said taxes (after paying reasonable and necessary costs and expenses of collecting and administering the tax) are to be dedicated and used to supplement other revenues available for the payment of salaries and retirement benefits for certified and noncertified employees of the School Board.

P. BUDGETS **General Budget Practices** The School Board follows these procedures in establishing the budgetary data reflected in the combined financial statements:

State statute requires budgets to be adopted for the general fund and all special revenue funds.

Each year prior to September, the Superintendent submits to the Board proposed annual budgets for the general fund and special revenue funds. Public hearings are conducted, prior to the Board's approval, to obtain taxpayer comments. The operating budgets include proposed expenditures and the means of financing them.

Appropriations (unexpended budget balances) lapse at year-end.

Formal budget integration (within the accounting records) is employed as a management control device. All budgets are controlled at the function level. Budget amounts included in the accompanying financial statements include the original adopted budget and all subsequent amendments. These revisions were considered insignificant by the Board.

Encumbrances Encumbrance accounting, under which purchase orders are recorded in order to reserve that portion of the applicable appropriation, is not employed. However, outstanding purchase orders are taken into consideration before expenditures are incurred in order to assure that applicable appropriations are not exceeded.

Budget Basis of Accounting The major governmental funds' budgets are prepared on the modified accrual basis of accounting, a basis consistent with accounting principles generally accepted in the United States of America (GAAP). Budgeted amounts are originally adopted or amended by the Board. Legally, the Board must adopt a balanced budget; that is, total budgeted revenues and other financing sources including fund balance must equal or exceed total budgeted expenditures and other financing uses. State statutes require the Board to amend its budgets when revenues plus projected revenues within a fund are expected to be less than budgeted revenues by five percent or more and/or expenditures within a fund are expected to exceed budgeted expenditures by five percent or more. The School Board approves budgets at the function level and management can transfer amounts between line items within a function.

Caldwell Parish School Board
Notes to the Basic Financial Statements

Q. USE OF ESTIMATES The preparation of financial statements in conformity with accounting principles generally accepted in the United States of America requires management to make estimates and assumptions that affect the reported amounts of assets and liabilities and disclosure of contingent assets and liabilities at the date of the financial statement and the reported amounts of revenues and expenditures during the reporting period. Actual results could differ from those estimates.

NOTE 2 - LEVIED TAXES The School Board levies taxes on real and business personal property located within Caldwell Parish's boundaries. Property taxes are levied by the School Board on property values assessed by the Caldwell Parish Tax Assessor and approved by the State of Louisiana Tax Commission.

The Caldwell Parish Sheriff's Office bills and collects property taxes for the School Board. Collections are remitted to the School Board monthly.

Property Tax Calendar

Millage rates adopted	October 07, 2003
Levy date	October 07, 2003
Tax bills mailed	On or about November 15, 2003
Due date	December 31, 2003
Lien date	January 01, 2004

Assessed values are established by the Caldwell Parish Tax Assessor each year on a uniform basis at the following ratios of assessed value to fair market value:

10% land	15% industrial improvements
15% machinery	15% commercial improvements
10% residential improvements	25% public service properties, excluding land

A revaluation of all property is required after 1978 to be completed no less than every four years. The last revaluation was completed for the tax roll of January 1, 2004. Total assessed value was \$36,939,490 in calendar year 2003. Louisiana state law exempts the first \$7,500 of assessed value of a taxpayer's primary residence from parish property taxes. This homestead exemption was \$10,602,800 of the assessed value in calendar year 2003.

State law requires the sheriff to collect property taxes in the calendar year in which the assessment is made. Property taxes become delinquent January 1 of the following year. If taxes are not paid by the due date, taxes bear interest at the rate of 1.25% per month until the taxes are paid. After notice is given to the delinquent taxpayers, the sheriff is required by the *Constitution of the State of Louisiana* to sell the least quantity of property necessary to settle the taxes and interest owed.

All property taxes are recorded in the general, special revenue maintenance fund and sinking fund. Revenues in such funds are recognized in the accounting period in which an enforceable legal claim arises. Estimated uncollectible taxes are those taxes based on past experience which will not be collected in the subsequent year and are primarily due to subsequent adjustments to the tax roll. The School Board uses the lien date to establish the enforceable legal claim date. No receivable has been recorded for 2004 property taxes because the lien date is subsequent to year end.

The tax roll is prepared by the parish tax assessor in November of each year. The collection of the 2003 property taxes occurs in December, and January and February of the next year. As a result, no property taxes receivable for 2003 taxes is included on the accompanying balance sheet because none is available within 60 days of the School Board's year-end.

Historically, virtually all ad valorem taxes receivable are collected since they are secured by property. Therefore, there is no allowance for uncollectible taxes.

Caldwell Parish School Board
Notes to the Basic Financial Statements

The following is a summary of authorized and levied (tax rate per \$1,000 Assessed Value) ad valorem taxes:

	<u>Authorized</u> <u>Millage</u>	<u>Levied</u> <u>Millage</u>	<u>Expiration</u> <u>Date</u>
Parish-wide taxes:			
Constitutional	5.12	5.37	Statutory
Operations	7.19	7.54	2013
Operations, maintenance, and construction	5.14	5.39	2006
Operations and maintenance	8.22	8.62	2005
Operations	10.79	11.32	2006

NOTE 3 - DEPOSITS AND INVESTMENTS At June 30, 2004, the School Board has cash and cash equivalents (book balances) totaling \$2,400,618.

Deposits are stated at cost, which approximates fair value. Under state law, these deposits (or the resulting bank balances) must be secured by federal deposit insurance or the pledge of securities owned by the fiscal agent bank. The fair value of the pledged securities plus the federal deposit insurance must at all times equal the amount on deposit with the fiscal agent. These securities are held in the name of the pledging fiscal agent bank in a holding or custodial bank that is mutually acceptable to both parties.

At year-end, the School Board's carrying amount of deposits was \$2,400,618 (including \$712,119 classified as investments) and the bank balance was \$3,117,652. Of the bank balance, \$400,000 is covered by federal depository insurance or by collateral held by the School Board's agent in the School Board's name (GASB Category 1). The remaining balance was collateralized with securities held by the pledging financial institution's trust department or agent but not in the School Board's name (GASB Category 3).

Investments are categorized into three categories of credit risk:

1. Insured or registered, or securities held by the School Board or its agent in the School Board's name.
2. Uninsured and unregistered, with securities held by the counter party's trust department or agent in the School Board's name.
3. Uninsured and unregistered, with securities held by the counter party, or by its trust department or agent but not in the School Board's name.

The School Board uses the lien date to establish the enforceable legal claim date. No receivable has been recorded for 2004 property taxes because the lien date is subsequent to year end.

At year end, the School Board investment balances were as follows:

<u>Type of investment</u>	<u>Fair</u> <u>Value</u>	<u>Carrying</u> <u>Amount</u>
Investment not subject to categorization:		
External investment pool	<u>\$1,200,267</u>	<u>\$1,200,267</u>

NOTE 4 - RECEIVABLES The balance of receivables at June 30, 2004, is shown below. The School Board expects to collect the full amount; therefore, no allowance for doubtful accounts has been established.

**Caldwell Parish School Board
Notes to the Basic Financial Statements**

	General	Title I	Special Maintenance	Other Governmental	TOTAL
Intergovernmental - grants:					
Federal	\$ 38,652	\$ 185,540		\$ 399,157	\$ 623,349
State	13,595			29,035	42,630
Local sources					
Sales tax					0
Ad valorem tax	2,730		1,579		4,309
Other	150				150
Total	<u>\$ 55,127</u>	<u>\$ 185,540</u>	<u>\$ 1,579</u>	<u>\$ 428,192</u>	<u>\$ 670,438</u>

NOTE 5 - CAPITAL ASSETS Capital asset balances and activity for the year ended June 30, 2004 is as follows:

	Balance Beginning	Additions	Deletions	Balance Ending
Governmental activities				
Land	\$ 87,538	\$ 0	\$ 0	\$ 87,538
Construction in progress	1,072,644	1,048,485	2,121,129	0
Exhaustible capital assets				
Buildings	6,559,175	2,183,814	0	8,742,989
Furniture and equipment	2,931,377	329,519	120,217	3,140,679
Total	<u>10,650,734</u>	<u>3,561,818</u>	<u>2,241,346</u>	<u>11,971,206</u>
Less accumulated depreciation				
Buildings	5,120,613	126,223	0	5,246,836
Furniture and equipment	2,235,004	207,095	67,626	2,374,473
Total	<u>7,355,617</u>	<u>333,318</u>	<u>67,626</u>	<u>7,621,309</u>
Governmental activities				
Capital assets, net	<u>\$ 3,295,117</u>	<u>\$ 3,228,500</u>	<u>\$ 2,173,720</u>	<u>\$ 4,349,897</u>

The beginning balances of capital assets has been restated due to a change in capitalization threshold to \$1,000 and a change in building cost which was estimated in prior years.

Depreciation expense was charged to governmental activities as follows:

Regular programs	\$ 159,645
Special programs	8,688
Other instructional programs	40,712
Instructional staff support	636
School administration	5,049
Business services	3,013
Plant services	250
Student transportation services	83,046
Food services	32,279
Total depreciation expense	<u>\$ 333,318</u>

**Caldwell Parish School Board
Notes to the Basic Financial Statements**

NOTE 6 - RETIREMENT SYSTEMS

Plan description Substantially all School Board employees participate in either the Teachers' Retirement System or the School Employees' Retirement System (the Systems), which are cost-sharing, multiple-employer public employee retirement systems (PERS). Benefit provisions are ultimately approved and amended by the Louisiana Legislature.

Participation in the Teachers' Retirement System is divided into two plans - the Teachers' Regular Plan and the Teachers' Plan A. In general, professional employees (such as teachers and principals) and lunchroom workers are members of the Louisiana Teachers' Retirement System (TRS); other employees, such as custodial personnel and bus drivers, are members of the Louisiana School Employees' Retirement System (LSERS). Generally, all full-time employees are eligible to participate in the system.

With respect to the Teachers' Retirement System Regular Plan, normal retirement is at age 60 with ten years of service, or at any age with 20 years of service. The formula for annual maximum retirement benefits is generally two percent (with less than 25 years of service) or 2.5 percent (with 25 or more years of service) times the years of creditable service times the average salary of the 36 highest successive months (plus \$300 applicable to persons becoming members prior to July 1, 1986).

Under the Teachers' Retirement System Plan A, normal retirement is generally at any age with 30 or more years of creditable service, at age 55 with at least 25 years of creditable service and at age 60 with at least ten years of creditable service. The retirement benefit formula is generally three percent times the years of creditable service times the average salary of the 36 highest successive months plus \$24 per year of service.

Employees participating in the School Employees' Retirement System are eligible for normal retirement after 30 years of service, or after 25 years of service at age 55 or after ten years of service at age 60. The maximum retirement allowance is computed at 2.5 percent times the highest 36 months of average salary, times the years of service plus a supplement of \$2.00 per month times the years of service.

Both TRS and LSERS issue annual financial reports. The reports can be obtained by telephoning or writing to the following:

Teachers' Retirement System of Louisiana
Post Office Box 94123
Baton Rouge, Louisiana 70804-9123
(225) 925-6446

Louisiana School Employees' Retirement System
Post Office Box 44516
Baton Rouge, Louisiana 70804
(225) 925-6484

Funding Policy Each system is administered and controlled at the state level by a separate board of trustees, with contribution rates approved and amended by the Louisiana Legislature. Benefits of the systems are funded by employee and employer contributions. Benefits granted by the retirement systems are guaranteed by the state of Louisiana under provisions of the Louisiana Constitution of 1974. The School Board's employer contribution for the TRS, as provided by state law, is funded by deductions from local ad valorem taxes, and by remittances from the School Board. For the LSERS, the School Board's employer contribution is funded through annual appropriations.

In addition, the employer does not remit to the Teachers' Retirement System, Regular Plan or Plan A, the employer's contribution for the professional improvement program (PIP) portion of payroll. The PIP contribution is made directly to the Retirement System by the state of Louisiana.

Contribution rates (as a percentage of covered salaries) for active plan members as established by the Louisiana Legislature for the year ended June 30, 2004, are as follows:

	<u>Employee</u>	<u>Employer</u>
Louisiana Teachers' Retirement System:		
Regular	8.00%	13.80%
Plan A	9.10%	13.80%
Louisiana School Employees' Retirement System	7.50%	8.50%

**Caldwell Parish School Board
Notes to the Basic Financial Statements**

Total covered payroll of the School Board for TRS - Regular Plan, TRS - Plan A, and LSERS for the year ended June 30, 2004, amounted to \$6,794,297, \$60,512, and \$641,198, respectively. Employer contributions for the year ended June 30, 2004, and each of the two preceding years are as follows:

<u>Fiscal Year Ended</u>	<u>TR.S</u>		<u>LSERS</u>	
	<u>Annual Actuarially Required Contribution</u>	<u>Percentage of Annual Required Contribution Paid</u>	<u>Annual Actuarially Required Contribution</u>	<u>Percentage of Annual Required Contribution Paid</u>
June 30, 2002	\$ 973,032	86.40%	\$0	0.00%
June 30, 2003	1,014,590	86.55%	0	0.00%
June 30, 2004	1,039,438	91.01%	44,049	100.00%

Annual actuarially required contributions for each plan above is based on the plan's annual financial report for that year except for the year ended June 30, 2004. Each annual actuarially required contribution for the year ended June 30, 2004, is based upon each plan's annual financial report for the year ended June 30, 2003, which is the latest information available.

NOTE 7 - OTHER POSTEMPLOYMENT BENEFITS The School Board provides certain continuing health care and life insurance benefits for its retired employees. Substantially all of the School Board's employees become eligible for these benefits if they reach normal retirement age while working for the School Board. These benefits for retirees and similar benefits for active employees are provided through the State Employees Group Insurance Program. The cost of retiree benefits for the year totaled \$655,576 or 131 retirees.

The cost of benefits for current employees are paid jointly by the employee and the School Board. The School Board's portion of the cost is recognized as an expenditure when the monthly premiums are due.

NOTE 8 - ACCOUNTS, SALARIES, AND OTHER PAYABLES Payables at year-end are as follows:

	<u>General</u>	<u>Sales Tax</u>	<u>Special Maintenance</u>	<u>Other Governmental</u>	<u>Total</u>
Salaries	\$579,736	\$74,181	\$ 0	\$186,039	\$839,956
Accounts	<u>284,467</u>	<u>0</u>	<u>4,930</u>	<u>110,921</u>	<u>400,318</u>
Total	<u>\$864,203</u>	<u>\$74,181</u>	<u>\$ 4,930</u>	<u>\$296,960</u>	<u>\$1,240,274</u>

NOTE 9 - COMPENSATED ABSENCES At June 30, 2004, employees of the School Board have accumulated and vested \$500,411 of employee leave benefits, which were computed in accordance with GASB Codification Section C60.

NOTE 10 - LEASES

Operating Leases The School Board leases equipment under noncancellable operating leases. Total costs for such leases were \$10,582 for the year. The future minimum lease payments for these leases are as follows:

Fiscal year:	
2005	\$ 11,033
2006	6,434
2007	<u>218</u>
Total Minimum future lease payments	<u>\$ 17,685</u>

Caldwell Parish School Board
Notes to the Basic Financial Statements

NOTE 11 - AGENCY FUND DEPOSITS DUE OTHERS A summary of changes in agency fund deposits due others for the year follows:

	Balance, Beginning	Additions	Reductions	Balance, Ending
Agency funds:				
School activities fund	\$122,049	\$ 531,068	\$ 499,078	\$ 154,039
4-H scholarship fund	931	570	600	901
Total	<u>\$122,980</u>	<u>\$ 531,638</u>	<u>\$ 499,678</u>	<u>\$ 154,940</u>

NOTE 12 - LONG-TERM LIABILITIES The following is a summary of the long-term obligation transactions for the year:

	Beginning Balance	Additions	Deletions	Ending balance	Amounts Due Within One Year
Governmental Activities					
Bonds Payable:					
Qualified zone academy bond	\$ 159,089	\$ 0	\$ 12,727	\$ 146,362	\$ 12,727
Other liabilities:					
Workers' compensation claims	13,802	52,426	42,837	23,391	0
Certificate of indebtedness	238,000	0	76,000	162,000	79,000
Compensated absences	493,168	228,821	221,578	500,411	221,578
Governmental Activities					
Long-term liabilities	<u>\$ 904,059</u>	<u>\$ 281,247</u>	<u>\$ 353,142</u>	<u>\$ 832,164</u>	<u>\$ 313,305</u>

The Series 2000, Certificate of Indebtedness outstanding at June 30, 2004, in the amount of \$310,000, will mature in annual installments from 2002 to 2006 and has an interest rate of 5%. In February 2002, the School Board received \$175,000 from Qualified Zone Academy Bonds. The Qualified Zone Academy Bond Program is a federal program offered to school districts to acquire interest-free debt for selected projects. The federal government covers all the interest on the bonds.

All principal and interest requirements are funded in accordance with Louisiana law by the annual ad valorem tax levy on taxable property within the parish. At June 30, 2004, the School Board has accumulated \$11,719 in the debt service funds for future debt requirements. The notes and bonds are due as follows:

<u>Year Ending June 30,</u>	<u>Qualified Zone Academy Bond</u>		<u>Certificate of Indebtedness</u>		<u>Total</u>
	<u>Principal Payments</u>		<u>Principal Payments</u>	<u>Interest Payments</u>	
2005	\$ 12,727		\$ 79,000	\$ 6,125	\$ 97,852
2006	12,727		83,000	2,075	97,802
2007	12,727		0	0	12,727
2008	12,727		0	0	12,727
2009	12,727		0	0	12,727
2010-2014	63,636		0	0	63,636
2015-2016	19,091		0	0	19,091
Total	<u>\$ 146,362</u>		<u>\$ 162,000</u>	<u>\$ 8,200</u>	<u>\$ 316,562</u>

In accordance with Louisiana Revised Statute 39:562, the School Board is legally restricted from incurring long-term bonded debt in excess of 35 percent of the assessed value of taxable property. At June 30, 2004, the statutory limit was \$18,469,745 and outstanding bonded debt totaled \$308,362.

**Caldwell Parish School Board
Notes to the Basic Financial Statements**

Long term debt is paid by the debt service funds. The compensated absences liability attributable to the governmental activities will be liquidated 100% by the general fund.

NOTE 13 - INTERFUND ASSETS (FFS LEVEL ONLY)

Interfund Receivable/Payable:

<u>Receivable Fund</u>	<u>Payable Fund</u>	<u>Amount</u>
General	Title I	\$ 111,359
	General Fund	164,278
Other Governmental	General Fund	<u>15,024</u>
Total		\$ <u>290,661</u>

The purpose of the interfund assets/liabilities was to cover current-year expenditures on cost reimbursement programs until the reimbursement requests are received.

NOTE 14 - LITIGATION AND CONTINGENCIES

Litigation At June 30, 2004, the School Board was involved in various litigations. It is the opinion of legal counsel for the School Board that ultimate resolution of these lawsuits would not materially affect the financial statements.

Grant Disallowances The School Board participates in a number of state and federally assisted grant programs. The programs are subject to compliance audits under the single audit approach. Such audits could lead to requests for reimbursement by the grantor agency for expenditures disallowed under terms of the grants. School Board management believes that the amount of disallowances, if any, which may arise from future audits will not be material.

Tax Arbitrage Rebate Under the Tax Reform Act of 1986, interest earned on the debt proceeds in excess of interest expense prior to the disbursement of the proceeds must be rebated to the Internal Revenue Service (IRS). Management believes there is no tax arbitrage rebate liability at year end.

NOTE 15 - RISK MANAGEMENT The School Board initiated a risk management program for workers' compensation in 1991. It joined a pool of school boards in Northeast Louisiana in order to share workers' compensation cost. The School Board's share of risk is determined by calculating its percentage of the total manual premium of the group. The risk allocated to the School Board for the year ended June 30, 2004, was 27.30%. Premiums and claims are paid by the general fund.

Changes in the claims amount in previous fiscal years were as follows:

<u>Fiscal Year Ended</u>	<u>Beginning of Fiscal Year Liability</u>	<u>Claims and Changes in Estimates</u>	<u>Benefit Payments and Claims</u>	<u>Ending of Fiscal Year Liability</u>
2001 - 2002	\$ 5,004	\$56,090	\$43,955	\$17,139
2002 - 2003	17,139	39,143	42,480	13,802
2003 - 2004	13,802	52,426	42,837	23,391

An excess coverage insurance policy covers individual claims in excess of \$160,000. Maximum retention exposure for aggregate claims amounts to \$1,000,000. Claims payable of \$23,391 as of June 30, 2004, have been accrued as a liability. The liability at June 30, 2004, was provided by the third-party administrator. The liability does not include incremental costs.

The School Board continues to carry commercial insurance for all other risks of loss. Settled claims resulting from these risks have not exceeded commercial insurance coverage in any of the past three fiscal years.

Caldwell Parish School Board
Notes to the Basic Financial Statements

NOTE 16 - ON-BEHALF PAYMENTS FOR FRINGE BENEFITS AND SALARIES On-behalf payments for fringe benefits and salaries are direct payments made by an entity (the paying agent) to a third-party recipient for the employees of another, legally separate entity (the employer entity). GASB Statement No. 24 requires employer governments to recognize revenue and expenditures or expenses for these on-behalf payments.

The state of Louisiana made pension contributions (regarding Professional Improvement Program) directly to the Teachers' Retirement System of Louisiana on behalf of the School Board in the amount of \$7,512. This amount was recognized as state revenue with a corresponding expenditure in the applicable fund from which the salary was paid.

NOTE 17 - ECONOMIC DEPENDENCY Statement of Financial Accounting Standard (SFAS) No. 14 requires disclosure in financial statements of a situation where one entity provides more than 10% of the audited entity's revenues. The Minimum Foundation Funding provided by the state to all public school systems in Louisiana is primarily based on October 1 student count. The state provided \$8,285,889 to the School Board, which represents approximately 55% of the School Board's total revenue for the year.


NOTE 18 - FINANCIAL PRESENTATION Major funds reflected in this report are the General Fund, Title I and Special Maintenance Fund. Last year the General Fund, Sales tax, Title I and School Renovations Emergency Funds were the major funds.

The Governmental Accounting Standards Board Statement No. 34, commonly referred to as the New Reporting Model established a criteria determining which funds are the most prominent funds of a government. These prominent funds are required to be separately displayed in the basic financial statements. The computation of the major fund is made annual. Accordingly, the display of specific major funds in the basic financial statements changes frequently.

Caldwell Parish School Board

REQUIRED SUPPLEMENTAL INFORMATION

Caldwell Parish School Board



**Caldwell Parish School Board
Notes to the Budgetary Comparison Schedules
For the Year Ended June 30, 2004**

Budgetary Comparison Schedules

General Fund and Major Special Revenue Funds With Legally Adopted Annual Budgets

GENERAL FUND The general fund accounts for all activities of the School Board except those that are accounted for in other funds.

TITLE I Title I improves the educational opportunities of educationally deprived children by helping them succeed in the regular school program, attain grade level proficiency and improve achievement in basic and more advanced skills. It is designed primarily to provide instructional activities to educationally deprived children that reside in low-income areas who have been selected on the basis of a needs assessment. These services supplement, not supplant, those normally provided by state and local educational agencies.

SPECIAL MAINTENANCE FUND The maintenance fund accounts for the proceeds of ad valorem taxes levied to maintain and improve school facilities in the parish.

CALDWELL PARISH SCHOOL BOARD

GENERAL FUND
Budgetary Comparison Schedule
For the Year Ended June 30, 2004

Exhibit 1-1

	BUDGETED AMOUNTS		ACTUAL AMOUNTS	VARIANCE WITH FINAL BUDGET
	ORIGINAL	FINAL		POSITIVE (NEGATIVE)
BUDGETARY FUND BALANCES, BEGINNING	\$ 1,459,445	\$ 1,846,752	\$ 1,846,752	0
Resources (inflows)				
Local sources:				
Ad valorem taxes	645,000	645,000	667,131	22,131
Interest earnings	25,000	40,448	38,459	(1,989)
Other	10,000	73,343	103,672	30,329
State sources:				
Equalization	7,925,474	8,059,700	8,072,275	12,575
Other	119,000	137,382	209,613	72,231
Federal sources	45,000	35,000	0	(35,000)
Amounts available for appropriations	<u>10,228,919</u>	<u>10,837,625</u>	<u>10,937,902</u>	<u>100,277</u>
Charges to appropriations (outflows)				
Instruction:				
Regular programs	4,133,000	4,236,000	4,176,417	59,583
Special programs	978,200	1,011,200	1,002,162	9,038
Other instructional programs	466,550	485,430	486,870	(1,440)
Support services:				
Student services	293,200	299,200	303,290	(4,090)
Instructional staff support	301,600	323,800	312,367	11,233
General administration	328,670	299,670	331,692	(32,022)
School administration	592,800	651,300	653,118	(1,818)
Business services	216,470	210,120	216,074	(5,954)
Plant services	671,400	687,400	677,792	9,608
Student transportation services	733,600	783,600	725,342	58,258
Central services	6,000	6,000	6,475	(475)
Food services	31,820	31,820	34,473	(2,653)
Capital Outlay	0	80,000	190,335	(110,335)
Total charges to appropriations	<u>8,753,310</u>	<u>9,105,340</u>	<u>9,116,407</u>	<u>(11,067)</u>
BUDGETARY FUND BALANCES, ENDING	\$ <u>1,475,609</u>	\$ <u>1,732,285</u>	\$ <u>1,821,495</u>	<u>89,210</u>

CALDWELL PARISH SCHOOL BOARD

TITLE I
Budgetary Comparison Schedule
For the Year Ended June 30, 2004

Exhibit 1-2

	<u>BUDGETED AMOUNTS</u>		<u>ACTUAL AMOUNTS</u>	<u>VARIANCE WITH FINAL BUDGET</u>
	<u>ORIGINAL</u>	<u>FINAL</u>		<u>POSITIVE (NEGATIVE)</u>
BUDGETARY FUND BALANCES, BEGINNING	\$ 0	\$ 0	\$ 0	0
Resources (inflows)				
Federal sources	<u>714,199</u>	<u>790,067</u>	<u>699,541</u>	<u>(90,526)</u>
Amounts available for appropriations	<u>714,199</u>	<u>790,067</u>	<u>699,541</u>	<u>(90,526)</u>
Charges to appropriations (outflows)				
Instruction:				
Other instructional programs	449,022	484,303	409,499	74,804
Support services:				
Instructional staff support	217,649	228,642	214,140	14,502
General administration	47,528	49,124	43,616	5,508
Plant services	0	6,193	6,194	(1)
Capital Outlay	<u>0</u>	<u>21,805</u>	<u>26,092</u>	<u>(4,287)</u>
Total charges to appropriations	<u>714,199</u>	<u>790,067</u>	<u>699,541</u>	<u>90,526</u>
BUDGETARY FUND BALANCES, ENDING	\$ <u>0</u>	\$ <u>0</u>	\$ <u>0</u>	<u>0</u>

CALDWELL PARISH SCHOOL BOARD

SPECIAL MAINTENANCE
Budgetary Comparison Schedule
For the Year Ended June 30, 2004

Exhibit 1-3

	<u>BUDGETED AMOUNTS</u>		<u>ACTUAL</u> <u>AMOUNTS</u>	<u>VARIANCE WITH</u> <u>FINAL BUDGET</u> <u>POSITIVE</u> <u>(NEGATIVE)</u>
	<u>ORIGINAL</u>	<u>FINAL</u>		
BUDGETARY FUND BALANCES, BEGINNING	\$ 93,967	\$ 422,524	\$ 422,524	0
Resources (inflows)				
Local sources:				
Ad valorem taxes	285,000	340,000	357,933	17,933
Interest earnings	2,500	2,500	1,908	(592)
State sources:				
Other	<u>35,000</u>	<u>35,000</u>	<u>40,093</u>	<u>5,093</u>
Amounts available for appropriations	<u>416,467</u>	<u>800,024</u>	<u>822,458</u>	<u>22,434</u>
Charges to appropriations (outflows)				
Support services:				
General administration	12,000	15,500	15,525	(25)
Plant services	207,200	234,200	192,245	41,955
Capital Outlay	12,000	0	6,540	(6,540)
Debt service:				
Principal retirement	76,000	76,000	76,000	0
Interest and bank charges	<u>11,900</u>	<u>11,900</u>	<u>11,900</u>	<u>0</u>
Total charges to appropriations	<u>319,100</u>	<u>337,600</u>	<u>302,210</u>	<u>35,390</u>
BUDGETARY FUND BALANCES, ENDING	\$ <u>97,367</u>	\$ <u>462,424</u>	\$ <u>520,248</u>	<u>57,824</u>

**Caldwell Parish School Board
Notes to the Budgetary Comparison Schedules
For the Year Ended June 30, 2004**

A. BUDGETS

Formal budget integration (within the accounting records) is employed as a management control device. All budgets are controlled at the function level. Budget amounts included in the accompanying financial statements include the original adopted budget and all subsequent amendments. These revisions were considered insignificant by the Board.

Budget Basis of Accounting The major governmental funds' budgets are prepared on the modified accrual basis of accounting, a basis consistent with accounting principles generally accepted in the United States of America (GAAP). Budgeted amounts are originally adopted or amended by the Board. Legally, the Board must adopt a balanced budget; that is, total budgeted revenues and other financing sources including fund balance must equal or exceed total budgeted expenditures and other financing uses. State statutes require the Board to amend its budgets when revenues plus projected revenues within a fund are expected to be less than budgeted revenues by five percent or more and/or expenditures within a fund are expected to exceed budgeted expenditures by five percent or more. The School Board approves budgets at the function level and management can transfer amounts between line items within a function.

B. EXCESS OF EXPENDITURES OVER BUDGET

	<u>Final Budget</u>	<u>Actual</u>	<u>Variance</u>
General Fund	9,105,430	9,116,407	(10,977)

CALDWELL PARISH SCHOOL BOARD

**Notes to Budgetary Comparison Schedules
For the Year Ended June 30, 2004**


Note C - Budget to GAAP Reconciliation - Explanation of differences between budgetary inflows and GAAP revenues

	<u>GENERAL FUND</u>	<u>TITLE I</u>	<u>SPECIAL MAINTENANCE</u>
<u>Sources/inflows of resources:</u>			
Actual amounts (budgetary basis) "available for appropriation" from the Budgetary Comparison Schedule	\$ 10,937,902	\$ 669,541	\$ 822,458
The fund balance at the beginning of the year is a budgetary resource but is not a current year revenue for financial reporting purposes	<u>(1,846,752)</u>	<u>0</u>	<u>(422,524)</u>
Total revenues as reported on the Statement of Revenues, Expenditures, and Changes in Fund Balances - Governmental Funds	<u>\$ 9,091,150</u>	<u>\$ 669,541</u>	<u>\$ 399,934</u>
<u>Uses/outflows of resources:</u>			
Actual amounts (budgetary basis) "Total charges to appropriations" from the Budgetary Comparison Schedule	<u>\$ 9,116,407</u>	<u>\$ 699,541</u>	<u>\$ 302,210</u>
Total expenditures as reported on the Statement of Revenues, Expenditures, and Changes In Fund Balances - Governmental Funds	<u>\$ 9,116,407</u>	<u>\$ 699,541</u>	<u>\$ 302,210</u>

Caldwell Parish School Board

SUPPLEMENTAL INFORMATION:
COMBINING NONMAJOR GOVERNMENTAL FUNDS

Caldwell Parish School Board



CALDWELL PARISH SCHOOL BOARD
NONMAJOR GOVERNMENTAL FUNDS
Combining Balance Sheet - By Fund Type
June 30, 2004

Exhibit 2

	SPECIAL REVENUE	DEBT SERVICE	CAPITAL PROJECTS	TOTAL
ASSETS				
Cash and cash equivalents	\$ 507,742	\$ 11,719	\$ 0	\$ 519,461
Investments	32,927	0	0	32,927
Receivables	428,192	0	0	428,192
Interfund receivables	15,024	0	0	15,024
Inventory	10,446	0	0	10,446
TOTAL ASSETS	994,331	11,719	0	1,006,050
LIABILITIES AND FUND BALANCES				
Liabilities:				
Accounts, salaries and other payables	296,960	0	0	296,960
Interfund payables	164,278	0	0	164,278
Deferred revenue	7,687	0	0	7,687
Total Liabilities	468,925	0	0	468,925
Fund Balances:				
Reserved for inventory	5,529	0	0	5,529
Reserved for debt service	0	11,719	0	11,719
Unreserved and undesignated	519,877	0	0	519,877
Total Fund Balances	525,406	11,719	0	537,125
TOTAL LIABILITIES AND FUND BALANCES	\$ 994,331	\$ 11,719	\$ 0	\$ 1,006,050

CALDWELL PARISH SCHOOL BOARD
NONMAJOR GOVERNMENTAL FUNDS
Combining Statement of Revenues, Expenditures,
and Changes in Fund Balances - By Fund Type
For the Year Ended June 30, 2004

Exhibit 3

	SPECIAL REVENUE	DEBT SERVICE	CAPITAL PROJECTS	TOTAL
REVENUES				
Local sources:				
Taxes:				
Ad valorem	\$ 0	\$ 8,000	\$ 0	\$ 8,000
Sales and use	1,494,845	0	0	1,494,845
Interest earnings	2,857	0	0	2,857
Food services	172,285	0	0	172,285
Other	22,717	0	0	22,717
State sources:				
Equalization	213,614	0	0	213,614
Other	659,820	0	0	659,820
Federal sources	1,338,961	0	1,048,485	2,387,446
Total Revenues	3,905,099	8,000	1,048,485	4,961,584
EXPENDITURES				
Current:				
Instruction:				
Regular programs	838,139	0	0	838,139
Special programs	394,363	0	0	394,363
Other instructional programs	533,159	0	0	533,159
Support services:				
Student services	119,297	0	0	119,297
Instructional staff support	287,825	0	0	287,825
General administration	62,433	0	0	62,433
School administration	86,596	0	0	86,596
Business services	29,888	0	0	29,888
Plant services	53,876	0	0	53,876
Student transportation services	109,068	0	0	109,068
Food services	1,080,252	0	0	1,080,252
Capital outlay	169,237	0	1,048,485	1,217,722
Debt service:				
Principal retirement	0	12,728	0	12,728
Interest and bank charges	0	0	0	0
Total Expenditures	3,764,133	12,728	1,048,485	4,825,346
EXCESS (Deficiency) OF REVENUES OVER EXPENDITURES	\$ 140,966	\$ (4,728)	\$ 0	\$ 136,238

(CONTINUED)

CALDWELL PARISH SCHOOL BOARD
NONMAJOR GOVERNMENTAL FUNDS
Combining Statement of Revenues, Expenditures,
and Changes In Fund Balances- By Fund Type
For the Year Ended June 30, 2004

Exhibit 3

	SPECIAL REVENUE	DEBT SERVICE	CAPITAL PROJECTS	TOTAL
OTHER FINANCING SOURCES (USES)				
Transfers in	\$ 0	\$ 0	\$ 0	0
Transfers out	0	0	0	0
Total Other Financing Sources (Uses)	<u>0</u>	<u>0</u>	<u>0</u>	<u>0</u>
Net Change in Fund Balances	140,966	(4,728)	0	136,238
FUND BALANCES - BEGINNING	<u>384,440</u>	<u>16,447</u>	<u>0</u>	<u>400,887</u>
FUND BALANCES - ENDING	<u>\$ 525,406</u>	<u>\$ 11,719</u>	<u>\$ 0</u>	<u>\$ 537,125</u>

(CONCLUDED)

**Caldwell Parish School Board
Nonmajor Special Revenue Funds**

SCHOOL FOOD SERVICE Through cash grants and food donations, the school food service fund assists in providing a nutritious breakfast and lunch service for school students and encourages the domestic consumption of nutritious agricultural commodities.

EXTENDED SUMMER PROGRAM This program provides financial assistance to assist school boards in offering summer school classes.

SPECIAL EDUCATION

SPECIAL EDUCATION - PRESCHOOL GRANTS These grants to states assist them in providing a free, appropriate public education to preschool disabled children aged three through five years.

SPECIAL EDUCATION - STATE GRANTS These grants to states assist them in providing a free appropriate public education to all children with disabilities.

AWARD OF STATE FUNDS FOR CONTRACT SERVICES These funds provide financial assistance for contract services for speech, physical and occupational therapy.

MEDICAID Medicaid provides financial assistance to states for payments of medical assistance on behalf of cash assistance recipients, children, pregnant women, the aged who meet income and resource requirements, and other categorically-eligible groups.

OTHER MISCELLANEOUS

STARTING POINT This program makes grants available to assist low-income families with child care services. The purpose of the program is to increase the availability, affordability, and quality of child care and to increase the availability of early childhood development and before- and after-school programs.

BASIC GRANTS TO STATES The purpose of these grants is to make the United States more competitive in the world economy by developing more fully the academic and occupational skills of all segments of the population, principally through concentrating resources on improving educational programs leading to academic and occupational skills needed to work in a technologically advanced society.

K-3 READING INITIATIVE The goal of this program is to improve the reading and math skills of Louisiana public school students in kindergarten through third grade.

MISCELLANEOUS STATE/FEDERAL GRANTS These include various small federal and state grants.

SALES TAX The sales tax fund accounts for the collection and distribution of the sales and use taxes in accordance with the propositions approved by the voters of Caldwell Parish.

TITLE II This program was designed to establish state and local programs of alcohol and drug abuse education and prevention coordinated with related community efforts and resources.

TITLE IV This program was designed to establish state and local programs of alcohol and drug abuse education and prevention coordinated with related community efforts and resources.

TITLE VI - INNOVATIVE EDUCATION Title VI assists state and local educational agencies in improving elementary and secondary education.

Grants are awarded for: students at risk of failure in school; instructional materials; school-wide improvements and effective school programs; training and professional development; early identification of children with reading disabilities, personal

**Caldwell Parish School Board
Nonmajor Special Revenue Funds**

excellence of students and student achievements; and, innovative enhancements projects to the educational program and climate of the school.

CLASS SIZE REDUCTION (CSR) This program is designed to improve the learning of students by hiring additional, highly-qualified teachers, to reduce class sizes especially in the early grades, to enable children to attend smaller classes.

TITLE V To assist state and local educational agencies in the reform of elementary and secondary education.

WIA To provide job training and related assistance to economically disadvantaged individuals and others who face significant employment barriers. The ultimate goal of the Act is to move trainees into permanent, self-sustaining employment.

ADULT EDUCATION Adult Education improves educational opportunities for adults and encourages the establishment of programs that will enable all adults to acquire basic educational skills necessary to function in a literate society, enable adults who so desire to complete secondary school, and enable adults to benefit from job training and retraining programs and obtain productive employment to more fully enjoy the benefits and responsibilities of citizenship.

Special emphasis is given to programs of instruction in computational skills and in speaking, reading, or writing English for those adults who are educationally disadvantaged.

8G INNOVATIVE PROFESSIONAL DEVELOPMENT PROGRAM This grant was designed to provide computer-assisted instruction to staff in order for them to have a working knowledge of using the Internet in the classroom.

RURAL EDUCATION ACHIEVEMENT To provide financial assistance to rural districts to carry out activities to help improve the quality of teaching and learning.

CALDWELL PARISH SCHOOL BOARD
NONMAJOR SPECIAL REVENUE FUNDS
Combining Balance Sheet
June 30, 2004

	<u>SCHOOL</u> <u>FOOD</u> <u>SERVICE</u>	<u>EXTENDED</u> <u>SUMMER</u> <u>PROGRAM</u>	<u>SPECIAL</u> <u>EDUCATION</u>	<u>MEDICAID</u>
ASSETS				
Cash and cash equivalents	\$ 74,839	\$ 0	\$ 0	26,888
Investments	32,927	0	0	0
Receivables	2,479	4,072	48,185	0
Interfund receivables	0	1,459	12,761	0
Inventory	10,446	0	0	0
TOTAL ASSETS	120,691	5,531	60,946	26,888
LIABILITIES AND EQUITY				
Liabilities				
Accounts, salaries and other payables	52,597	1,333	25,404	1,978
Interfund payable	0	4,090	35,542	0
Deferred revenues	4,917	108	0	0
Total Liabilities	57,514	5,531	60,946	1,978
Equity				
Fund Balances:				
Reserved for inventory	5,529	0	0	0
Unreserved and undesignated	57,648	0	0	24,910
TOTAL EQUITY	63,177	0	0	24,910
TOTAL LIABILITIES AND FUND EQUITY	\$ 120,691	\$ 5,531	\$ 60,946	\$ 26,888

Exhibit 4

OTHER MISCELLANEOUS	SALES TAX	TITLE II	TITLE IV	TITLE VI INNOVATIVE EDUCATION
\$ 289,955	\$ 116,060	\$ 0	\$ 0	0
0	0	0	0	0
89,924	150,928	0	10,326	70,522
628	0	176	0	0
0	0	0	0	0
<u>380,507</u>	<u>266,988</u>	<u>176</u>	<u>10,326</u>	<u>70,522</u>
51,809	110,552	0	36	33,878
46,893	0	176	10,290	36,031
922	0	0	0	613
<u>99,624</u>	<u>110,552</u>	<u>176</u>	<u>10,326</u>	<u>70,522</u>
0	0	0	0	0
<u>280,883</u>	<u>156,436</u>	<u>0</u>	<u>0</u>	<u>0</u>
<u>280,883</u>	<u>156,436</u>	<u>0</u>	<u>0</u>	<u>0</u>
<u>\$ 380,507</u>	<u>\$ 266,988</u>	<u>\$ 176</u>	<u>\$ 10,326</u>	<u>\$ 70,522</u>

(CONTINUED)

CALDWELL PARISH SCHOOL BOARD

NONMAJOR SPECIAL REVENUE FUNDS

Combining Balance Sheet

June 30, 2004

	<u>TITLE V</u>	<u>WIA</u>	<u>ADULT EDUCATION</u>	<u>8G</u>
ASSETS				
Cash and cash equivalents	\$ 0	\$ 0	\$ 0	\$ 0
Investments	0	0	0	0
Receivables	4,947	8,248	5,316	30,991
Interfund receivables	0	0	0	0
Inventory	0	0	0	0
TOTAL ASSETS	<u>4,947</u>	<u>8,248</u>	<u>5,316</u>	<u>30,991</u>
LIABILITIES AND EQUITY				
Liabilities				
Accounts, salaries and other payables	0	6,568	33	11,645
Interfund payable	4,947	1,680	5,283	19,346
Deferred revenues	0	0	0	0
Total Liabilities	<u>4,947</u>	<u>8,248</u>	<u>5,316</u>	<u>30,991</u>
Equity				
Fund Balances:				
Reserved for inventory	0	0	0	0
Unreserved and undesignated	0	0	0	0
TOTAL EQUITY	<u>0</u>	<u>0</u>	<u>0</u>	<u>0</u>
TOTAL LIABILITIES AND FUND EQUITY	<u>\$ 4,947</u>	<u>\$ 8,248</u>	<u>\$ 5,316</u>	<u>\$ 30,991</u>

Exhibit 4

RURAL	
EDUCATION	
<u>ACHIEVEMENT</u>	<u>TOTAL</u>
\$ 0	\$ 507,742
0	32,927
2,254	428,192
0	15,024
<u>0</u>	<u>10,446</u>
<u>2,254</u>	<u>994,331</u>
1,127	296,960
0	164,278
<u>1,127</u>	<u>7,687</u>
<u>2,254</u>	<u>468,925</u>
0	5,529
<u>0</u>	<u>519,877</u>
<u>0</u>	<u>525,406</u>
<u>\$ 2,254</u>	<u>\$ 994,331</u>

(CONCLUDED)

CALDWELL PARISH SCHOOL BOARD
NONMAJOR SPECIAL REVENUE FUNDS
Combining Statement of Revenues, Expenditures,
and Changes in Fund Balances
For the Year Ended June 30, 2004

	<u>SCHOOL FOOD SERVICE</u>	<u>EXTENDED SUMMER PROGRAM</u>	<u>SPECIAL EDUCATION</u>	<u>MEDICAID</u>
REVENUES				
Local sources:				
Taxes:				
Sales and use	\$ 0	\$ 0	\$ 0	0
Interest earnings	724	0	0	0
Food services	172,285	0	0	0
Other	4,375	0	0	18,342
State sources:				
Equalization	213,814	0	0	0
Other	0	6,989	0	0
Federal sources	580,866	0	335,019	0
TOTAL REVENUES	<u>971,864</u>	<u>6,989</u>	<u>335,019</u>	<u>18,342</u>
EXPENDITURES				
Current:				
Instruction:				
Regular programs	0	0	0	1
Special programs	0	0	193,140	3,421
Other instructional programs	0	6,989	1,832	0
Support services:				
Student services	0	0	78,505	3,542
Instructional staff support	0	0	41,256	0
General administration	0	0	16,801	0
School administration	0	0	0	0
Business services	0	0	0	0
Plant services	0	0	0	0
Student transportation services	0	0	1,255	0
Food services	993,655	0	0	0
Capital outlay	106,459	0	2,230	0
TOTAL EXPENDITURES	<u>1,100,114</u>	<u>6,989</u>	<u>335,019</u>	<u>6,964</u>
EXCESS (Deficiency) OF REVENUES OVER EXPENDITURES	<u>\$ (128,250)</u>	<u>\$ 0</u>	<u>\$ 0</u>	<u>11,378</u>

Exhibit 5

	OTHER MISCELLANEOUS	SALES TAX	TITLE II	TITLE IV	TITLE VI INNOVATIVE EDUCATION
\$	0	\$ 1,494,845	\$ 0	\$ 0	0
	0	2,133	0	0	0
	0	0	0	0	0
	0	0	0	0	0
	0	0	0	0	0
	571,509	0	0	0	0
	117,996	0	1,638	11,272	179,427
	<u>689,505</u>	<u>1,496,978</u>	<u>1,638</u>	<u>11,272</u>	<u>179,427</u>
	67,594	691,951	0	0	16,695
	0	197,802	0	0	0
	239,701	93,351	0	3,938	77,635
	0	37,250	0	0	0
	72,286	74,056	1,527	2,641	74,417
	0	33,808	111	221	10,680
	0	88,596	0	0	0
	0	29,888	0	0	0
	54	53,763	0	59	0
	565	107,248	0	0	0
	0	86,597	0	0	0
	56,135	0	0	4,413	0
	<u>436,335</u>	<u>1,492,310</u>	<u>1,638</u>	<u>11,272</u>	<u>179,427</u>
\$	<u>253,170</u>	<u>4,668</u>	<u>0</u>	<u>0</u>	<u>0</u>

(CONTINUED)

CALDWELL PARISH SCHOOL BOARD
NONMAJOR SPECIAL REVENUE FUNDS
Combining Statement of Revenues, Expenditures,
and Changes in Fund Balances
For the Year Ended June 30, 2004

	<u>SCHOOL FOOD SERVICE</u>	<u>EXTENDED SUMMER PROGRAM</u>	<u>SPECIAL EDUCATION</u>	<u>MEDICAID</u>
OTHER FINANCING SOURCES (USES)				
Transfers in	\$ 0	\$ 0	\$ 0	\$ 0
Transfers out	<u>0</u>	<u>0</u>	<u>0</u>	<u>0</u>
Total Other Financing Sources (Uses)	<u>0</u>	<u>0</u>	<u>0</u>	<u>0</u>
Net Change in Fund Balances	(128,250)	0	0	11,378
FUND BALANCES - BEGINNING	<u>191,427</u>	<u>0</u>	<u>0</u>	<u>13,532</u>
FUND BALANCES - ENDING	<u>\$ 63,177</u>	<u>\$ 0</u>	<u>\$ 0</u>	<u>24,910</u>

Exhibit 5

<u>OTHER</u>	<u>SALES TAX</u>	<u>TITLE II</u>	<u>TITLE IV</u>	<u>TITLE VI</u>	<u>INNOVATIVE</u>	<u>EDUCATION</u>
<u>MISCELLANEOUS</u>						
\$ 0	\$ 0	\$ 0	\$ 0	\$ 0	\$ 0	0
0	0	0	0	0	0	0
253,170	4,668	0	0	0	0	0
27,713	151,768	0	0	0	0	0
<u>\$ 280,883</u>	<u>\$ 156,436</u>	<u>\$ 0</u>	<u>\$ 0</u>	<u>\$ 0</u>	<u>\$ 0</u>	<u>0</u>

(CONTINUED)

CALDWELL PARISH SCHOOL BOARD
NONMAJOR SPECIAL REVENUE FUNDS
Combining Statement of Revenues, Expenditures,
and Changes in Fund Balances
For the Year Ended June 30, 2004

	TITLE V	WIA	ADULT EDUCATION	8G
REVENUES				
Local sources:				
Taxes:				
Sales and use	\$ 0	\$ 0	\$ 0	0
Interest earnings	0	0	0	0
Food services	0	0	0	0
Other	0	0	0	0
State sources:				
Equalization	0	0	0	0
Other	0	0	7,715	73,607
Federal sources	12,513	42,973	37,168	0
TOTAL REVENUES	12,513	42,973	44,883	73,607
EXPENDITURES				
Current:				
Instruction:				
Regular programs	0	0	0	41,809
Special programs	0	0	0	0
Other instructional programs	11,701	42,973	43,094	11,945
Support services:				
Student services	0	0	0	0
Instructional staff support	0	0	1,789	19,853
General administration	812	0	0	0
School administration	0	0	0	0
Business services	0	0	0	0
Plant services	0	0	0	0
Student transportation services	0	0	0	0
Food services	0	0	0	0
Capital outlay	0	0	0	0
TOTAL EXPENDITURES	12,513	42,973	44,883	73,607
EXCESS (Deficiency) OF REVENUES OVER EXPENDITURES	\$ 0	\$ 0	\$ 0	0

Exhibit 5

RURAL		
EDUCATION		
<u>ACHIEVEMENT</u>		<u>TOTAL</u>
\$	0 \$	1,494,845
	0	2,857
	0	172,285
	0	22,717
	0	213,614
	0	659,820
	<u>20,089</u>	<u>1,338,961</u>
	<u>20,089</u>	<u>3,905,099</u>
	20,089	838,139
	0	394,363
	0	533,159
	0	119,297
	0	287,825
	0	62,433
	0	86,596
	0	29,888
	0	53,876
	0	109,068
	0	1,080,252
	<u>0</u>	<u>189,237</u>
	<u>20,089</u>	<u>3,764,133</u>
\$	<u>0 \$</u>	<u>140,966</u>

(CONTINUED)

CALDWELL PARISH SCHOOL BOARD
NONMAJOR SPECIAL REVENUE FUNDS
Combining Statement of Revenues, Expenditures,
and Changes in Fund Balances
For the Year Ended June 30, 2004

	<u>TITLE V</u>	<u>WA</u>	<u>ADULT EDUCATION</u>	<u>BG</u>
OTHER FINANCING SOURCES (USES)				
Transfers in	\$ 0	\$ 0	\$ 0	0
Transfers out	<u>0</u>	<u>0</u>	<u>0</u>	<u>0</u>
Total Other Financing Sources (Uses)	<u>0</u>	<u>0</u>	<u>0</u>	<u>0</u>
Net Change in Fund Balance	0	0	0	0
FUND BALANCES - BEGINNING	<u>0</u>	<u>0</u>	<u>0</u>	<u>0</u>
FUND BALANCES - ENDING	<u>\$ 0</u>	<u>\$ 0</u>	<u>\$ 0</u>	<u>0</u>

Exhibit 5

RURAL EDUCATION	
<u>ACHIEVEMENT</u>	<u>TOTAL</u>
\$ 0	\$ 0
<u>0</u>	<u>0</u>
<u>0</u>	<u>0</u>
0	140,966
<u>0</u>	<u>384,440</u>
<u>\$ 0</u>	<u>\$ 525,406</u>

(CONCLUDED)

**Caldwell Parish School Board
Agency Funds**

SCHOOL ACTIVITIES FUND The activities of the various individual school accounts are accounted for in the school activities agency fund. While the accounts are under the supervision of the School Board, they belong to the individual schools or their student bodies and are not available for use by the School Board.

4 - H SCHOLARSHIP FUND This scholarship agency fund is funded by voluntary employee contributions. The proceeds are used to provide an annual scholarship for an outstanding graduate.

**Caldwell Parish School Board
Agency Funds**

**Combining Statement of Assets and Liabilities
June 30, 2004**

Exhibit 6

	<u>School Activities</u>	<u>4-H Scholarship</u>	<u>Total</u>
Assets			
Cash and cash equivalents	<u>\$ 154,039</u>	<u>\$ 901</u>	<u>\$ 154,940</u>
Liabilities			
Deposits due student groups	<u>\$ 154,039</u>	<u>\$ 901</u>	<u>\$ 154,940</u>

**Caldwell Parish School Board
Agency Funds**

**Combining Statement of Changes in Assets and Liabilities
For the Year Ended June 30, 2004**

Exhibit 7

	<u>Balance, Beginning</u>	<u>Additions</u>	<u>Deductions</u>	<u>Balance, Ending</u>
SCHOOL ACTIVITIES FUND				
Assets				
Cash and cash equivalents	<u>\$122,049</u>	<u>\$531,068</u>	<u>\$499,078</u>	<u>\$154,039</u>
Liabilities				
Deposits due student groups	<u>\$122,049</u>	<u>\$531,068</u>	<u>\$499,078</u>	<u>\$154,039</u>
4-H SCHOLARSHIP FUND				
Assets				
Cash and cash equivalents	<u>\$ 931</u>	<u>\$ 570</u>	<u>\$ 600</u>	<u>\$ 901</u>
Liabilities				
Deposits due student groups	<u>\$ 931</u>	<u>\$ 570</u>	<u>\$ 600</u>	<u>\$ 901</u>
TOTAL				
Assets				
Cash and cash equivalents	<u>\$122,980</u>	<u>\$531,638</u>	<u>\$499,678</u>	<u>\$154,940</u>
Liabilities				
Deposits due student groups	<u>\$122,980</u>	<u>\$531,638</u>	<u>\$499,678</u>	<u>\$154,940</u>

Caldwell Parish School Board
School Activities Agency Fund

Schedule of Changes in Deposits Due Others
For the Year Ended June 30, 2004

Exhibit 8

<u>School</u>	<u>Balance, Beginning</u>	<u>Additions</u>	<u>Deductions</u>	<u>Balance, Ending</u>
Caldwell Parish High	\$ 34,070	\$ 262,832	\$ 257,580	\$ 39,322
Caldwell Parish Junior High	25,936	90,859	87,163	29,632
Central Elementary	17,019	48,230	36,030	29,219
Columbia Elementary	20,084	67,938	58,941	29,081
Grayson Elementary	17,161	36,963	34,304	19,820
Kelly Elementary	<u>7,779</u>	<u>24,246</u>	<u>25,060</u>	<u>6,965</u>
Total	<u>\$122,049</u>	<u>\$ 531,068</u>	<u>\$ 499,078</u>	<u>\$ 154,039</u>


**Caldwell Parish School Board
General**

**Schedule of Compensation Paid Board Members
For the Year Ended June 30, 2004**

Exhibit 9

The schedule of compensation paid School Board members is in compliance with House Concurrent Resolution No. 54 of the 1979 Session of the Louisiana Legislature. Compensation of the School Board members is included in the general administrative expenditures of the general fund. In accordance with Louisiana Revised Statute 17:56, the School Board members have elected the monthly payment method of compensation. Under this method, each member of the School Board receives \$300 per month and the Executive Committee members receive \$340 per month.

<u>Board Member</u>	<u>Amount</u>
Mary Taylor, President	\$ 4,080
Bob Frazier	4,080
Baron Glass	3,600
Barbara Hall	3,600
Drew Keahey	3,600
C. R. Martin	3,600
Mark May	4,080
John McIlwain	3,600
Hershel Volentine	4,080
Marilyn Warren	<u>3,600</u>
Total	<u>\$37,920</u>



ALLEN, GREEN & WILLIAMSON, LLP

CERTIFIED PUBLIC ACCOUNTANTS

P. O. Box 6075

Monroe, LA 71211-6075

2414 Ferrand Street
Monroe, LA 71201

Phone: (318) 388-4422
Fax: (318) 388-4664

Toll-free: (888) 741-0205
www.allengreencpa.com

Tim Green, CPA

Margie Williamson, CPA

Ernest L. Allen, CPA
(Retired)
1963 - 2000

Report on Internal Control Over Financial Reporting and on Compliance and Other Matters Based on an Audit of Financial Statements Performed in Accordance With Government Auditing Standards

Board Members
Caldwell Parish School Board
Columbia, Louisiana

We have audited the financial statements of Caldwell Parish School Board, as of and for the year ended June 30, 2004, and have issued our report thereon dated December 21, 2004. We conducted our audit in accordance with auditing standards generally accepted in the United States of America and the standards applicable to financial audits contained in *Government Auditing Standards*, issued by the Comptroller General of the United States of America.

Internal Control Over Financial Reporting

In planning and performing our audit, we considered the School Board's internal control over financial reporting in order to determine our auditing procedures for the purpose of expressing our opinion on the financial statements and not to provide assurance on the internal control over financial reporting. Our consideration of the internal control over financial reporting would not necessarily disclose all matters in the internal control that might be material weaknesses. A material weakness is a condition in which the design or operation of one or more of the internal control components does not reduce to a relatively low level the risk that misstatements in amounts that would be material in relation to the financial statements being audited may occur and not be detected within a timely period by employees in the normal course of performing their assigned functions. We noted no matters involving the internal control over financial reporting and its operation that we consider to be material weaknesses.

Management Letter Items

However, we noted an immaterial instance of noncompliance, which we have reported to management of the School Board in a separate letter dated December 21, 2004.

Compliance

As part of obtaining reasonable assurance about whether the School Board's financial statements are free of material misstatement, we performed tests of its compliance with certain provisions of laws, regulations, contracts and grants, noncompliance with which could have a direct and material effect on the determination of financial statement amounts. However, providing an opinion on compliance with those provisions was not an objective of our audit and, accordingly, we do not express such an opinion. The results of our tests disclosed no instances of noncompliance that are required to be reported under *Government Auditing Standards*.


This report is intended solely for the information and use of the Board, management, federal awarding agencies, and pass-through entities and is not intended to be and should not be used by anyone other than these specified parties. This letter is intended solely for the information and use of management and the members of Caldwell Parish School Board and is not intended to be and should not be used by anyone other than these specified parties. Although the intended use of this letter may be limited, under Louisiana Revised Statute 24:513 this letter is distributed by the Office of the Louisiana Legislative Auditor as a public document

This report is intended solely for the information and use of the Board, management, federal awarding agencies, and pass-through entities and is not intended to be and should not be used by anyone other than these specified parties. This letter is intended solely for the information and use of management and the members of Caldwell Parish School Board and is not intended to be and should not be used by anyone other than these specified parties. Although the intended use of this letter may be limited, under Louisiana Revised Statute 24:513 this letter is distributed by the Office of the Louisiana Legislative Auditor as a public document

Allen, Green & Williamson, LLP

ALLEN, GREEN & WILLIAMSON, LLP

Monroe, Louisiana
December 21, 2004



ALLEN, GREEN & WILLIAMSON, LLP

CERTIFIED PUBLIC ACCOUNTANTS

P. O. Box 6075

Monroe, LA 71211-6075

2414 Ferrand Street
Monroe, LA 71201

Phone: (318) 388-4422

Fax: (318) 388-4664

Toll-free: (888) 741-0205

www.allengreencpa.com

Tim Green, CPA

Margie Williamson, CPA

Ernest L. Allen, CPA

(Retired)

1963 - 2000

Report on Compliance With Requirements Applicable to Each Major Program and on Internal Control Over Compliance in Accordance With OMB Circular No. A-133

Board Members

Caldwell Parish School Board
Columbia, Louisiana

Compliance

We have audited the compliance of Caldwell Parish School Board with the types of compliance requirements described in the U. S. Office of Management and Budget (OMB) Circular No.A-133 Compliance Supplement that are applicable to each of its major federal programs for the year ended June 30, 2004. The School Board's major federal programs are identified in the summary of auditors' results section of the accompanying schedule of findings and questioned costs. Compliance with the requirements of laws, regulations, contracts and grants applicable to each of its major federal programs is the responsibility of the School Board's management. Our responsibility is to express an opinion on the School Board's compliance based on our audit.

We conducted our audit of compliance in accordance with auditing standards generally accepted in the United States of America; the standards applicable to financial audits contained in *Government Auditing Standards*, issued by the Comptroller General of the United States of America; and OMB Circular No. A-133, Audits of States, Local Governments, and Non-Profit Organizations. Those standards and OMB Circular No.A-133 require that we plan and perform the audit to obtain reasonable assurance about whether noncompliance with the types of compliance requirements referred to above that could have a direct and material effect on a major federal program occurred. An audit includes examining, on a test basis, evidence about the School Board's compliance with those requirements and performing such other procedures as we considered necessary in the circumstances. We believe that our audit provides a reasonable basis for our opinion. Our audit does not provide a legal determination on the School Board's compliance with those requirements.

In our opinion, the School Board complied, in all material respects, with the requirements referred to above that are applicable to each of its major federal programs for the year ended June 30, 2004.

Internal Control Over Compliance

The management of the School Board is responsible for establishing and maintaining effective internal control over compliance with requirements of laws, regulations, contracts and grants applicable to federal programs. In planning and performing our audit, we considered the School Board's internal control over compliance with requirements that could have a direct and material effect on a major federal program in order to determine our auditing procedures for the purpose of expressing our opinion on compliance and to test and report on internal control over compliance in accordance with OMB Circular No. A-133.

Our consideration of the internal control over financial reporting would not necessarily disclose all matters in the internal control over financial reporting that might be material weaknesses. A material weakness is a condition in which the design or operation of one or more of the internal control components does not reduce to a relatively low level the risk that noncompliance with applicable requirements of laws, regulations, contracts and grants that would be material in relation to a major federal program being audited may occur and not be detected within a timely period by employees in the normal course of performing their assigned functions. We noted no matters involving the internal control over compliance and its operation that we consider to be material weaknesses.

Schedule of Expenditures of Federal Awards

We have audited the financial statements of the governmental activities, each major fund and the aggregate remaining fund information of the School Board, as of and for the year ended June 30, 2004, and have issued our report thereon dated December 21, 2004. Our audit was performed for the purpose of forming opinions on the basic financial statements taken as a whole. The accompanying schedule of expenditures of federal awards is presented for purposes of additional analysis as required by OMB Circular No. A-133 and is not a required part of the basic financial statements. Such information has been subjected to the auditing procedures applied in the audit of the basic financial statements and, in our opinion, is fairly stated, in all material respects, in relation to the basic financial statements taken as a whole.

This report is intended solely for the information and use of the Board, management, federal awarding agencies, and pass-through entities and is not intended to be and should not be used by anyone other than these specified parties. Although the intended use of this letter may be limited, under Louisiana Revised Statute 24:513 this letter is distributed by the Office of the Louisiana Legislative Auditor as a public document.

Allen, Green & Williamson, LLP

ALLEN, GREEN & WILLIAMSON, LLP

Monroe, Louisiana
December 21, 2004

**Caldwell Parish School Board
Schedule of Expenditures of Federal Awards
For the Year Ended June 30, 2004**

FEDERAL GRANTOR/ PASS-THROUGH GRANTOR/PROGRAM NAME	CFDA Number	Pass-Through Grantor No.	Expenditures
CASH FEDERAL AWARDS			
United States Department of Agriculture			
Passed through Louisiana Department of Education:			
School Breakfast Program	10.553	N/A	\$ 158,886
National School Lunch Program	10.555	N/A	<u>374,115</u>
Total United States Department of Agriculture			<u>\$ 533,001</u>
United States Department of Education			
Passed Through Louisiana Department of Education:			
Adult Education - State Grant Program	84.002	04-AE-11-F	37,168
Title I Grants to Local Educational Agencies	84.010	04-IASA-11-c/o-I	699,541
Special Education:			
Grants to States (Part B)	84.027	04-IB-11S	315,729
Preschool Grants	84.173	04-IP-11S	19,290
Vocational Education:			
Basic Grants to States	84.048	04-VE-11-2B/BG	26,467
Title IV (Safe and Drug Free Schools)	84.186	04-IASA-11-IV	11,272
Title V	84.031	04-IASA-11-V	12,513
Title II (Eisenhower Professional Development - State Grants)	84.281	04-IASA-11-II	1,638
Goals 2000			
State and Local Education Systematic Improvement Grants (Goals 2000 State Grants)	84.276	04-LI-11-L	30,672
School to Work	84.UKN	N/A	500
Improving Teacher Quality State Grants	84.367	N/A	179,427
Rural Education Achievement Program (REAP)	84.358	N/A	20,089
School Renovation - Emergency School Repairs	84.352a	04-SG-11	<u>1,048,485</u>
Total United States Department of Education			<u>\$ 2,402,791</u>
United States Department of Health and Human Services			
Passed Through the Louisiana Department of Education:			
Child Care and Development Block Grant (Starting Points Preschool)	93.575	CFMS 533830	60,357
United States Department of Labor			
Passed Through the Private Industry Council:			
Work Force Investment (WIA)	17.250	062497-1	<u>42,973</u>
TOTAL CASH FEDERAL AWARDS			<u>\$ 3,039,122</u>
NONCASH FEDERAL AWARDS			
United States Department of Agriculture			
Passed Through Louisiana Department of Agriculture and Forestry:			
Food Distribution (Commodities)	10.550	N/A	47,865
TOTAL FEDERAL AWARDS			<u>\$ 3,086,987</u>

**Caldwell Parish School Board
Notes to the Schedule of Expenditures of Federal Awards
For the Year Ended June 30, 2004**

NOTE 1 - GENERAL The accompanying Schedule of Expenditures of Federal Awards presents the activity of all federal awards programs of the Caldwell Parish School Board. The School Board reporting entity is defined in Note 1 to the School Board's basic financial statements. Federal awards received directly from federal agencies, as well as federal awards passed through other government agencies, are included in the schedule.

NOTE 2 - BASIS OF ACCOUNTING The accompanying Schedule of Expenditures of Federal Awards is presented using the modified accrual basis of accounting, which is described in Note 1 to the School Board's basic financial statements.

NOTE 3 - RELATIONSHIP TO BASIC FINANCIAL STATEMENTS Federal awards revenues are reported in the School Board's basic financial statements as follows:

Major funds:	
Title I	\$ 699,541
Nonmajor Special revenue funds:	
School food service	580,866
Special education	335,019
Title I	699,541
Title IV (Safe and Drug Free Schools)	11,272
Title II	1,638
Title V	12,513
JTPA	42,973
Adult education	37,168
School renovation	1,048,485
Rural education achievement program	20,089
Other miscellaneous funds	<u>297,423</u>
Total	<u>\$ 3,086,987</u>

NOTE 4 - RELATIONSHIP TO FEDERAL FINANCIAL REPORTS Amounts reported in the accompanying schedule agree with the amounts reported in the related federal financial reports except for changes made to reflect amounts in accordance with accounting principles generally accepted in the United States of America .

NOTE 5 - MATCHING REVENUES For those funds that have matching revenues and state funding, federal expenditures were determined by deducting matching revenues from total expenditures.

NOTE 6 - NONCASH PROGRAMS The commodities received, which are noncash revenues, are valued using prices provided by the United States Department of Agriculture.

**Caldwell Parish School Board
Schedule of Findings and Questioned Costs
For the Year Ended June 30, 2004**

PART I - Summary of the Auditors' Results

Financial Statement Audit


- i. The type of audit report issued was unqualified.
- ii. There were no reportable conditions required to be disclosed by Government Auditing Standards, issued by the Comptroller General of the United States of America.
- iii. There were no instances of noncompliance considered material, as defined by the Government Auditing Standards, to the financial statement.

Audit of Federal Awards

- iv. There were no reportable conditions required to be disclosed by OMB Circular No. A-133.
- v. The type of report the auditor issued on compliance for major programs was unqualified.
- vi. The audit disclosed no audit findings which the auditor is required to report under OMB Circular No. A-133, Section .510(a).
- vii. The major federal programs are:

Child Nutrition Cluster	
School Breakfast Program	10.553
National School Lunch Program	10.555
 Title I	 84.010
- viii. The dollar threshold used to distinguish between Type A and Type B programs as described in OMB Circular No. A-133, Section .520(b) was \$300,000.
- ix. The auditee does qualify as a low-risk auditee under OMB Circular No. A-133, Section .530.

OTHER INFORMATION



ALLEN, GREEN & WILLIAMSON, LLP

CERTIFIED PUBLIC ACCOUNTANTS

P. O. Box 6075

Monroe, LA 71211-6075

2414 Ferrand Street
Monroe, LA 71201

Phone: (318) 388-4422
Fax: (318) 388-4664

Toll-free: (888) 741-0205
www.allengreencpa.com

Tim Green, CPA

Margie Williamson, CPA

Ernest L. Ailea, CPA
(Retired)
1963 - 2000

Management Letter

Board Members

Caldwell Parish School Board
Columbia, Louisiana

In planning and performing our audit of the financial statements of the Caldwell Parish School Board, for the year ended June 30, 2004, we considered the School Board's internal control to plan our auditing procedures for the purpose of expressing our opinion on the financial statements and not to provide assurance on the internal control.

However, during our audit, we noted a certain matter involving internal control that is presented for your consideration. This letter does not affect our report dated December 21, 2004, on the financial statements of the School Board. We will review the status of this comment during our next audit engagement. Our comment and recommendation, which have been discussed with appropriate members of management, are intended to improve the internal control or result in other operating efficiencies. We will be pleased to discuss this comment in further detail at your convenience, to perform any additional study of this matter, or to assist you in implementing the recommendation. Management's response has also been included. We have performed no audit work to verify the content of the response.

04-M1 Student Activity Funds

Comment: Two schools were visited in the current year. During the visit an overall review of Student Activity Fund Policies and Procedures were performed as well as testing of receipts, disbursements, and bank reconciliations. The following are exceptions noted:

- **Bank Reconciliations:** One school was not maintaining or monitoring the outstanding deposit in transit list. At the other school, one month's bank reconciliation did not foot mathematically, and the book balance could not be traced to the general ledger because there was no print-out attached. At this school there were also checks over 90 days outstanding.
- **Receipts:** Three exceptions were noted where the deposits were not made timely. Four exceptions noted where no documentation was provided to back up concession sales. Two exceptions were noted where no reconciliation of ticket sales to head count was provided for gate sales.
- **Disbursements:** No exceptions noted in testing of disbursements at either school

Recommendation: Principals and bookkeepers should be reminded that the School Board has a Student Activity Handbook and these procedures should be followed at all times.

Management's response: Student Activity Funds will continue to be closely monitored by the central office. Secretaries and principals will be reminded to make deposits in a timely manner and to provide back up for concession sales. Numbered tickets are being used for gate sales in order to reconcile ticket sales to head count.

Immediately following this letter is a Status of Prior Management Letter Item. This information has not been audited by Allen, Green & Williamson, LLP, and no opinion is expressed. However, we did follow-up on the prior management letter item and performed procedures to assess the reasonableness of the Status of Prior Management Letter Item prepared by the auditee, and we would report, as a current-year management letter item when Allen, Green & Williamson, LLP, concludes that the Status of Prior Management Letter Item materially misrepresents the status of any prior management letter item.

Our audit procedures are designed primarily to enable us to form an opinion on the financial statements and, therefore, may not reveal all weaknesses in policies and procedures that may exist.

This report is intended solely for the information and use of the Board, management, federal awarding agencies, and pass-through entities and is not intended to be and should not be used by anyone other than these specified parties. Although the intended use of this letter may be limited, under Louisiana Revised Statute 24:513, this report is distributed by the Legislative Auditor as a public document.

Allen, Green & Williamson, LLP

ALLEN, GREEN & WILLIAMSON, LLP


Monroe, Louisiana
December 21, 2004

**Caldwell Parish School Board
Status of Prior Management Letter Item
June 30, 2004**

Reference # and title: **03-M1** **Student Activity Funds**

Comment: Student activity funds are monitored by the central office personnel. The reports of central office personnel were reviewed and two schools, Kelly Elementary and Union Central Elementary were selected to test receipts, disbursements and bank reconciliations. These areas are tested to determine compliance with state laws and the student activity policy of the School Board. The School Board's policy prohibits disbursements for office and holiday decorations. Expenses totaling \$1,102.14 were noted at Union Central Elementary for holiday decorations and a Christmas float. Also, several checks had been pre-signed by the second check signer.

Management action taken: All school principals and secretaries have been instructed to be in accordance with School Board policy for disbursements, cash receipts and check signing. Principals were reminded that it is their responsibility to supervise secretaries on established policy. Furthermore, the Central Office accountant has continued to monitor compliance with the policy through internal control procedures and there have been no non-compliance issues noted this year.



ALLEN, GREEN & WILLIAMSON, LLP

CERTIFIED PUBLIC ACCOUNTANTS

P. O. Box 6075

Monroe, LA 71211-6075

2414 Ferrand Street
Monroe, LA 71201

Phone: (318) 388-4422
Fax: (318) 388-4664

Toll-free: (888) 741-0205
www.allengreencpa.com

Tim Green, CPA

Margie Williamson, CPA

Ernest L. Allen, CPA
(Retired)
1963 - 2000

INDEPENDENT ACCOUNTANTS' REPORT ON APPLYING AGREED-UPON PROCEDURES

Board Members

Caldwell Parish School Board
Columbia, Louisiana

We have performed the procedures included in the *Louisiana Governmental Audit Guide* and enumerated below, which were agreed to by the management of the Caldwell Parish School Board, Columbia, Louisiana, and the Legislative Auditor, State of Louisiana, solely to assist users in evaluating management's assertions about the performance and statistical data accompanying the annual financial statements of the School Board and to determine whether the specified schedules are free of obvious errors and omissions as provided by the Board of Elementary and Secondary Education (BESE). This agreed-upon procedures engagement was performed in accordance with standards established by the American Institute of Certified Public Accountants and applicable standards of *Government Auditing Standards*. The sufficiency of these procedures is solely the responsibility of the specified users of the reports. Consequently, we make no representation regarding the sufficiency of the procedures described below either for the purpose for which this report has been requested or for any other purpose.

Our procedures and findings relate to the accompanying schedules of supplemental information and are as follows:

General Fund Instructional and Support Expenditures and Certain Local Revenue Sources (Schedule 1)

1. We selected a random sample of 25 transactions and reviewed supporting documentation to determine if the sampled expenditures/revenues are classified correctly and are reported in the proper amounts for each of the following amounts reported on the schedule:
 - Total General Fund Instructional Expenditures,
 - Total General Fund Equipment Expenditures,
 - Total Local Taxation Revenue,
 - Total Local Earnings on Investment in Real Property,
 - Total State Revenue in Lieu of Taxes,
 - Nonpublic Textbook Revenue, and
 - Nonpublic Transportation Revenue.

Comment: No exceptions were noted as a result of applying agreed-upon procedures

Education Levels of Public School Staff (Schedule 2)

2. We reconciled the total number of full-time classroom teachers per the schedule "Experience of Public Principals and Full-time Classroom Teachers" (Schedule 4) to the combined total number of full-time classroom teachers per this schedule and to school board supporting payroll records as of October 1.

Comment: No exceptions were noted as a result of applying agreed-upon procedures.

3. We reconciled the combined total of principals and assistant principals per the schedule "Experience of Public Principals and Full-time Classroom Teachers" (Schedule 4) to the combined total of principals and assistant principals per this schedule.

Comment: No exceptions were noted as a result of applying agreed-upon procedures.

4. We obtained a list of full-time teachers, principals, and assistant principals by classification as of October 1 and as reported on the schedule. We traced a random sample of 25 teachers to the individual's personnel file and determine if the individual's education level was properly classified on the schedule.

Comment: No exceptions were noted as a result of applying agreed-upon procedures.

Number and Type of Public Schools (Schedule 3)

5. We obtained a list of schools by type as reported on the schedule. We compared the list to the schools and grade levels as reported on the Title I Grants to Local Educational Agencies (CFDA 84.010) application and/or the National School Lunch Program (CFDA 10.555)

Comment: No exceptions were noted as a result of applying agreed-upon procedures.

Experience of Public Principals and Full-time Classroom Teachers (Schedule 4)

6. We obtained a list of full-time teachers, principals, and assistant principals by classification as of October reported on the schedule and traced the same sample used in procedure 4 to the individual's personnel file and determined if the individual's experience was properly classified on the schedule.

Comment: No exceptions were noted as a result of applying agreed-upon procedures.

Public Staff Data (Schedule 5)

7. We obtained a list of all classroom teachers including their base salary, extra compensation, and ROTC or rehired retiree status as well as full-time equivalent as reported on the schedule and traced a random sample of 25 teachers to the individual's personnel file and determined if the individual's salary, extra compensation, and full-time equivalents were properly included on the schedule.

Comment: No exceptions were noted as a result of applying agreed-upon procedures.

8. We recalculated the average salaries and full-time equivalents reported in the schedule.

Comment: No exceptions were noted as a result of applying agreed-upon procedures.

Class Size Characteristics Schedule 6)

9. We obtained a list of classes by school, school type, and class size as reported on the schedule and reconciled school type classifications to Schedule 3 data, as obtained in procedure 5. We then traced a random sample of 10 classes to the October 1 roll books for those classes and determined if the class was properly classified on the schedule.

Comment: No exceptions were noted as a result of applying agreed-upon procedures.

Louisiana Educational Assessment Program (LEAP) for the 21st century (Schedule 7)

10. We obtained test scores as provided by the testing authority and reconciled scores as reported by the testing authority to scores reported in the schedule by the School Board.

Comment: No exceptions were noted as a result of applying agreed-upon procedures.

The Graduation Exit Exam for the 21st Century(Schedule 8)

11. We obtained test scores as provided by the testing authority and reconciled scores as reported by the testing authority to scores reported in the schedule by the School Board.

Comment: No exceptions were noted as a result of applying agreed-upon procedures.

The Iowa Tests(Schedule 9)

12. We obtained test scores as provided by the testing authority and reconciled scores as reported by the testing authority to scores reported in the schedule by the School Board.

Comment: No exceptions were noted as a result of applying agreed-upon procedures.

This report is intended solely for the information and use of the Board, management, federal awarding agencies, and pass-through entities and is not intended to be and should not be used by anyone other than these specified parties. This report is intended solely for the use of management of the Caldwell Parish School Board, the Louisiana Department of Education, the Louisiana Legislature, and the Legislative Auditor, State of Louisiana, and should not be used by those who have not agreed to the procedures and taken responsibility for the sufficiency of the procedures for their purposes. Under Louisiana Revised Statute 24:513, this report is distributed by the Legislative Auditor as a public document

Allen, Green & Williamson, LLP

ALLEN, GREEN & WILLIAMSON, LLP

Monroe, Louisiana
December 21, 2004

Schedule 1

Caldwell Parish School Board
Columbia, Louisiana

**General Fund Instructional and Support Expenditures
and Certain Local Revenue Sources
For The Year Ended June 30, 2004**

General Fund Instructional and Equipment Expenditures

General Fund Instructional Expenditures:

Teacher and Student Interaction Activities:

Classroom Teacher Salaries	3,673,052	
Other Instructional Staff Activities	411,492	
Employee Benefits	1,429,290	
Purchased Professional and Technical Services	24,830	
Instructional Materials and Supplies	153,245	
Instructional Equipment	12,229	
Total Teacher and Student Interaction Activities	5,704,138	

Other Instructional Activities 76,271

Pupil Support Activities	303,292	
Less: Equipment for Pupil Support Activities	0	
Net Pupil Support Activities	303,292	

Instructional Staff Services	332,221	
Less: Equipment for Instructional Staff Services	0	
Net Instructional Staff Services	332,221	

Total General Fund Instructional Expenditures 6,415,922

Total General Fund Equipment Expenditures 21,805

Certain Local Revenue Sources

Local Taxation Revenue:

Constitutional Ad Valorem Taxes	133,380
Renewable Ad Valorem Tax	865,518
Debt Service Ad Valorem Tax	0
Up to 1% of Collections by the Sheriff on Taxes Other than School Taxes	34,166
Sales and Use Taxes	1,494,845
Total Local Taxation Revenue	2,527,909

Local Earnings on Investment in Real Property:

Earnings from 16th Section Property	16,133
Earnings from Other Real Property	0
Total Local Earnings on Investment in Real Property	16,133

State Revenue in Lieu of Taxes:

Revenue Sharing - Constitutional Tax	40,657
Revenue Sharing - Other Taxes	0
Revenue Sharing - Excess Portion	0
Other Revenue in Lieu of Taxes	0
Total State Revenue in Lieu of Taxes	40,657

Nonpublic Textbook Revenue
Nonpublic Transportation Revenue

0
0

Schedule 2

Caldwell Parish School Board
Columbia, Louisiana

Education Levels of Public School Staff
As of October 1, 2003

Category	Full-time Classroom Teachers				Principals & Assistant Principals			
	Certificated		Uncertificated		Certificated		Uncertificated	
	Number	Percent	Number	Percent	Number	Percent	Number	Percent
Less than a Bachelor's Degree	0	0	0	0	0	0	0	0
Bachelor's Degree	90	60%	4	7%	0	0	0	0
Master's Degree	20	14%	0	0	0	0	0	0
Master's Degree + 30	23	18%	0	0	7	100%	0	0
Specialist in Education	1	1%	0	0	0	0	0	0
Ph. D. or Ed. D.	0	0	0	0	0	0	0	0
Total	134	97%	4	3%	7	100%	0	0

Schedule 3

Caldwell Parish School Board
Columbia, Louisiana

Number and Type of Public Schools
For The Year Ended June 30, 2004

Type	Number
Elementary	4
Middle/Jr. High	1
Secondary	
Combination	1
Total	6

Note: Schools opened or closed during the fiscal year are included in this schedule.

Schedule 4

Caldwell Parish School Board
Columbia, Louisiana

Experience of Public Principals and Full-time Classroom Teachers
As of October 1, 2003

	0-1 Yr.	2-3 Yrs.	4-10 Yrs.	11-14 Yrs.	15-19 Yrs.	20-24 Yrs.	25+ Yrs.	Total
Assistant Principals							1	1
Principals				2			4	6
Classroom Teachers	16	16	38	18	14	10	25	138
Total	16	16	38	18	14	10	31	145

Schedule 5

Caldwell Parish School Board
Columbia, Louisiana

Public School Staff Data
For the Year Ended June 30, 2004

	All Classroom Teachers	Classroom Teachers Excluding ROTC and Rehired Retirees
Average Classroom Teachers' Salary Including Extra Compensation	34,014.00	33,808.00
Average Classroom Teachers' Salary Excluding Extra Compensation	32,426.00	32,231.00
Number of Teacher Full-time Equivalents (FTEs) used in Computation of Average Salaries	147.57	140.6

Note: Figures reported include all sources of funding (i.e., federal, state, and local) but exclude employee benefits. Generally, retired teachers rehired to teach receive less compensation than non-retired teachers and ROTC teachers receive more compensation because of a federal supplement. Therefore, these teachers are excluded from the computation in the last column. This schedule excludes day-to-day substitutes and temporary employees.

Caldwell Parish School Board
Columbia, Louisiana

Class Size Characteristics
As of October 1, 2004

School Type	Class Size Range							
	1 - 20		21 - 26		27 - 33		34+	
	Percent	Number	Percent	Number	Percent	Number	Percent	Number
Elementary	98	246	2	5	0	0	0	0
Elementary Activity Classes	100	38	0	0	0	0	0	0
Middle/Jr. High	54.8	40	28.8	21	16.4	12	0	0
Middle/Jr. High Activity Classes	65.5	19	17.2	5	13.8	4	3.5	1
High	68.5	113	29.7	49	1.8	3	0	0
High Activity Classes	87.8	36	4.9	2	4.9	2	2.4	1
Combination	68.5	113	29.7	49	1.8	3	0	0
Combination Activity Classes	87.8	36	4.9	2	4.9	2	2.4	1

Note: The Board of Elementary and Secondary Education has set specific limits on the maximum size of classes at various grade levels. The maximum enrollment in grades K-3 is 26 students and maximum enrollment in grades 4-12 is 33 students. These limits do not apply to activity classes such as physical education, chorus, band, and other classes without maximum enrollment standards. Therefore, these classes are included only as separate line items.

Schedule 7

**Galdwell Parish School Board
Columbia, Louisiana**

**Louisiana Educational Assessment Program (LEAP) for the 21st Century
For the Year Ended June 30, 2004**

District Achievement Level Results	English Language Arts						Mathematics						
	2004		2003		2002		2004		2003		2002		
	Number	Percent	Number	Percent	Number	Percent	Number	Percent	Number	Percent	Number	Percent	
Grade 4													
Advanced	4	3	1	1	1	1	4	3	3	2	2	1	
Proficient	28	19	23	18	28	19	12	8	17	13	18	12	
Basic	64	42	63	49	71	49	67	44	62	48	77	53	
Approaching Basic	31	21	34	26	35	24	41	27	38	29	35	24	
Unsatisfactory	24	16	8	6	11	8	27	18	9	7	14	10	
Total	151	101	129	100	146	101	151	100	129	99	146	100	

District Achievement Level Results	Science						Social Studies						
	2004		2003		2002		2004		2003		2002		
	Number	Percent	Number	Percent	Number	Percent	Number	Percent	Number	Percent	Number	Percent	
Grade 4													
Advanced	4	3	7	5	6	4	3	2	2	2	1	1	
Proficient	20	13	30	23	33	23	18	12	20	16	13	9	
Basic	74	49	51	40	76	52	70	47	74	57	94	64	
Approaching Basic	40	26	34	26	24	16	34	23	24	19	22	15	
Unsatisfactory	13	9	7	5	7	5	25	17	9	7	16	11	
Total	151	100	129	89	146	100	150	101	129	101	146	100	

District Achievement Level Results	English Language Arts						Mathematics								
	2004		2003		2002		2004		2003		2002				
	Number	Percent	Number	Percent	Number	Percent	Number	Percent	Number	Percent	Number	Percent			
Grade 8															
Advanced	1	1	1	1	0	0	0	0	2	1	1	1	1	1	1
Proficient	10	7	17	12	24	18	3	2	10	7	7	2	2	1	1
Basic	44	30	62	45	38	29	61	42	53	37	61	44	61	44	44
Approaching Basic	64	44	44	32	49	37	38	26	43	30	31	22	31	22	22
Unsatisfactory	27	18	13	9	20	15	44	30	34	24	44	32	44	32	32
Total	146	100	137	99	131	99	146	100	142	99	139	100	139	100	100

District Achievement Level Results	Science						Social Studies								
	2004		2003		2002		2004		2003		2002				
	Number	Percent	Number	Percent	Number	Percent	Number	Percent	Number	Percent	Number	Percent			
Grade 8															
Advanced	0	0	1	1	2	1.7	0	0	1	1	2	1.7	2	1.7	1.7
Proficient	20	14	20	15	28	23.3	9	6	12	9	13	10.8	13	10.8	10.8
Basic	54	37	56	41	52	43.3	75	51	62	45	67	55.8	67	55.8	55.8
Approaching Basic	40	27	42	31	25	20.8	37	25	46	34	19	15.8	19	15.8	15.8
Unsatisfactory	32	22	17	13	13	10.8	25	17	16	12	19	15.8	19	15.8	15.8
Total	146	100	136	101	120	99.9	146	99	137	101	120	99.9	120	99.9	99.9

Schedule 8

Caldwell Parish School Board
Columbia, Louisiana

The Graduation Exit Exam for the 21st Century
For the Year Ended June 30, 2004

District Achievement Level Results	English Language Arts						Mathematics						
	2004		2003		2002		2004		2003		2002		
	Number	Percent	Number	Percent	Number	Percent	Number	Percent	Number	Percent	Number	Percent	
Grade 10													
Advanced	1	1	0	0	0	0	8	9	5	4	3	2	
Proficient	23	26	6	5	14	10	23	26	17	13	11	8	
Basic	38	43	48	38	50	37	36	40	52	39	48	34	
Approaching Basic	15	17	42	33	41	30	11	12	19	14	30	21	
Unsatisfactory	11	13	30	24	30	22	11	12	42	31	48	34	
	88	100	126	100	135	99	89	99	135	101	140	99	

District Achievement Level Results	Science						Social Studies						
	2004		2003		2002		2004		2003		2002		
	Number	Percent	Number	Percent	Number	Percent	Number	Percent	Number	Percent	Number	Percent	
Grade 11													
Advanced	6	5	1	1	0	0	0	0	1	1	2	2.2	
Proficient	12	11	13	12	10	10.7	9	8	15	14	10	10.7	
Basic	43	39	55	51	42	45.2	63	58	56	52	36	38.7	
Approaching Basic	33	30	24	22	25	26.9	23	21	23	21	29	31.2	
Unsatisfactory	16	15	14	13	16	17.2	14	13	12	11	16	17.2	
	109	100	107	99	93	100	109	100	107	99	93	100	

Schedule 9

Caldwell Parish School Board
Columbia, LA 71418

The IOWA Tests
For the Year Ended June 30, 2004

	Composite		
	2004	2003	2002
Test of Basic Skills (ITBS)			
Grade 3	63	62	52
Grade 5	61	61	59
Grade 6	54	56	59
Grade 7	57	47	47
Tests of Educational Development (ITED)			
Grade 9	55	55	47

Scores are reported by National Percentile Rank. A student's National Percentile Rank shows the student's relative position or rank as compared to a large, representative sample of students in the same grade from the entire nation. A student with a score of 72 indicates that the student scored the same or better than 72 percent of the students in the norm group.