

2622

**Caldwell Parish School Board
Columbia, Louisiana**

**Annual Financial Report
As of and for the Year Ended June 30, 2009**

Under provisions of state law, this report is a public document. A copy of the report has been submitted to the entity and other appropriate public officials. The report is available for public inspection at the Baton Rouge office of the Legislative Auditor and, where appropriate, at the office of the parish clerk of court.

Release Date 1/13/10

**Caldwell Parish School Board
Table of Contents**


	<u>Statement</u>	<u>Page</u>
FINANCIAL SECTION		
Independent Auditors' Report		1-2
Required Supplemental Information:		3
Management's Discussion and Analysis (MD&A)		4-11
Basic Financial Statements:		
Government-wide Financial Statements (GWFS)		12
Statement of Net Assets	A	13
Statement of Activities	B	14
Fund Financial Statements (FFS)		15
Governmental Funds:		
Balance Sheet	C	16
Reconciliation of the Governmental Funds Balance Sheet to the Statement of Net Assets	D	17
Statement of Revenues, Expenditures, and Changes in Fund Balances	E	18-19
Reconciliation of the Governmental Funds Statement of Revenues, Expenditures, and Changes in Fund Balances to the Statement of Activities	F	20
Fiduciary Funds:		
Statement of Fiduciary Assets and Liabilities	G	21
Notes to the Basic Financial Statements		
Index		22
Notes		23-40
	<u>Exhibit</u>	
REQUIRED SUPPLEMENTAL INFORMATION		41
Schedule of Funding Progress for Other Post Employment Benefit Plan		42
Budgetary Comparison Schedules		43
General Fund	1-1	44
Notes to the Budgetary Comparison Schedules		45-46
SUPPLEMENTAL INFORMATION		47
Combining Nonmajor Governmental Funds - by Fund Type		
Combining Balance Sheet	2	48
Combining Statement of Revenues, Expenditures, and Changes in Fund Balances	3	49
Nonmajor Special Revenue Funds		50-51
Combining Balance Sheet	4	52-55
Combining Statement of Revenues, Expenditures, and Changes in Fund Balances	5	56-59
Agency Funds		60
Combining Statement of Assets and Liabilities	6	61
Combining Statement of Changes in Assets and Liabilities	7	62
Schedule of Changes in Deposits Due Others	8	63
General		
Schedule of Compensation Paid Board Members	9	64

(Continued)

**Caldwell Parish School Board
Table of Contents**

	<u>Page</u>
<u>OTHER REPORTS REQUIRED BY GOVERNMENT AUDITING STANDARDS AND BY OFFICE OF MANAGEMENT AND BUDGET (OMB) CIRCULAR A-133</u>	
Report on Internal Control Over Financial Reporting and on Compliance and Other Matters Based on an Audit of Financial Statements Performed in Accordance With <u>Government Auditing Standards</u>	66-67
Report on Compliance With Requirements Applicable to Each Major Program and on Internal Control Over Compliance in Accordance With <u>OMB Circular A-133</u>	68-69
Schedule of Expenditures of Federal Awards	70
Notes to the Schedule of Expenditures of Federal Awards	71
Schedule of Findings and Questioned Costs	72-76
OTHER INFORMATION	77
Summary Schedule of Prior Year Audit Findings	78
Corrective Action Plan for Current Year Findings & Questioned Costs	79-83
Management Letter	84-85
Status of Prior Letter Item	86
AGREED UPON PROCEDURES REPORT	
Independent Accountants' Report on Applying Agreed-upon Procedures	87-90
School Board prepared Performance and Statistical Data Schedules	91-103

(Concluded)



ALLEN, GREEN & WILLIAMSON, LLP

CERTIFIED PUBLIC ACCOUNTANTS

P. O. Box 6075

Monroe, LA 71211-6075

2441 Tower Drive
Monroe, LA 71201

Telephone: (318) 388-4422

Fax: (318) 388-4664

Toll-free: (888) 741-0205

www.allengreencpa.com

Tim Green, CPA
Margie Williamson, CPA
Amy Tynes, CPA

Aimee Buchanan, CPA
Diane Ferschoff, CPA
Joshua Legg, CPA
Quint Martin, CPA
Brian McBride, CPA
Cindy Thomason, CPA
Angie Williamson, CPA

Ernest L. Allen, CPA
(Retired) 1963 - 2000

INDEPENDENT AUDITORS' REPORT

Board Members
Caldwell Parish School Board
Columbia, Louisiana

We have audited the accompanying financial statements of the governmental activities, each major fund and the aggregate remaining fund information of Caldwell Parish School Board, as of and for the year ended June 30, 2009 which collectively comprise the School Board's basic financial statements, as listed in the table of contents. These financial statements are the responsibility of the School Board's management. Our responsibility is to express opinions on these financial statements based on our audit.

We conducted our audit in accordance with auditing standards generally accepted in the United States of America and the standards applicable to financial audits contained in *Government Auditing Standards*, issued by the Comptroller General of the United States. Those standards require that we plan and perform the audit to obtain reasonable assurance about whether the financial statements are free of material misstatement. An audit includes consideration of internal control over financial reporting as a basis for designing audit procedures that are appropriate in the circumstances, but not for the purpose of expressing an opinion on the effectiveness of the School Board's internal control over financial reporting. Accordingly, we express no such opinion. An audit includes examining, on a test basis, evidence supporting the amounts and disclosures in the financial statements. An audit also includes assessing the accounting principles used and the significant estimates made by management, as well as evaluating the overall financial statement presentation. We believe that our audit provides a reasonable basis for our opinions.

In our opinion, the financial statements referred to above present fairly, in all material respects, the respective financial position of the governmental activities, each major fund, and the aggregate remaining fund information of the School Board as of June 30, 2009, and the respective changes in financial position for the year then ended in conformity with accounting principles generally accepted in the United States of America.

In accordance with *Government Auditing Standards*, we have also issued our report dated December 31, 2009 on our consideration of the School Board's internal control over financial reporting and on our tests of its compliance with certain provisions of laws, regulations, contracts, and grant agreements and other matters. The purpose of that report is to describe the scope of our testing of internal control over financial reporting and compliance and the results of that testing, and not to provide an opinion on the internal control over financial reporting or on compliance. That report is an integral part of an audit performed in accordance with *Government Auditing Standards* and should be considered in assessing the results of our audit.

The Management's Discussion and Analysis, the Schedule of Funding Progress, and the Budgetary Comparison Schedule are not a required part of the basic financial statements but are supplemental information required by the Governmental Accounting Standards Board. We have applied certain limited procedures, which consisted principally of inquiries of management regarding the methods of measurement and presentation of the required supplemental information. However, we did not audit the information and express no opinion on it.

Our audit was conducted for the purpose of forming opinions on the financial statements that collectively comprise the School Board's basic financial statements. The supplemental information and the Schedule of Expenditures of Federal Awards as required by *OMB Circular A-133*, as listed in the table of contents, are presented for purposes of additional analysis and is not a required part of the basic financial statements. Such information has been subjected to the auditing procedures applied in the audit of the basic financial statements and, in our opinion, are fairly stated in all material respects in relation to the basic financial statements taken as a whole.

The information identified in the table of contents as other information is presented for purposes of additional analysis and is not a required part of the basic financial statements of the School Board. Such information has not been subjected to the auditing procedures applied in the audit of the basic financial statements and, accordingly, we express no opinion on it.

Allen, Green & Williamson, LLP

ALLEN, GREEN & WILLIAMSON, LLP

Monroe, Louisiana
December 31, 2009

Caldwell Parish School Board

REQUIRED SUPPLEMENTAL INFORMATION:

**MANAGEMENT'S DISCUSSION
AND ANALYSIS (MD&A)**

Caldwell Parish School Board
Management's Discussion and Analysis (MD&A)
June 30, 2009

Our discussion and analysis of Caldwell Parish School Board's financial performance provides an overview of the School Board's financial activities for the fiscal year ended June 30, 2009. Please read it in conjunction with the School Board's financial statements which follow this Management's Discussion and Analysis.

The Management's Discussion and Analysis (MD&A) is an element of the new reporting model adopted by the Governmental Accounting Standards Board (GASB) in their Statement No. 34 Basic Financial Statements - and Management's Discussion and Analysis - for State and Local Governments issued June 1999.

Caldwell Parish is located in the northeastern area of the state and has a population of approximately 10,560. The public school system includes 1 preschool, 4 elementary schools, 1 junior high school, and 1 high school. The system serves approximately 1,700 students. Over 70% of our students participate in the free or reduced lunch program. Advanced education is easily attained from nearby vo-tech schools, colleges, and universities.

FINANCIAL HIGHLIGHTS The primary resources available to the School Board are local revenues which are primarily tax receipts, state revenues which are primarily Minimum Foundation Funding and cost reimbursement grants, and federal revenues which are primarily cost reimbursement grants.

The fund balances of all governmental funds increased \$6,335,816. The fund balance of the general fund increased \$363,940 mainly due to an increase in MFP and ad valorem taxes.

The Capital Projects Fund accounts for the proceeds of the bonds issued for construction and renovations throughout the District. This fund increased \$5,067,882 due to proceeds from a bond issue of \$8,500,000.

Caldwell Parish School Board
Management's Discussion and Analysis (MD&A)
June 30, 2009

USING THIS ANNUAL REPORT The School Board's annual report consists of a series of financial statements that show information for the School Board as a whole, its funds, and its fiduciary responsibilities. The Statement of Net Assets and the Statement of Activities provide information about the activities of the School Board as a whole and present a longer-term view of the School Board's finances. Our fund financial statements are included later in this report. For our governmental activities, these statements tell how we financed our services in the short-term as well as what remains for future spending. Fund statements also may give you some insights into the School Board's overall financial health. Fund financial statements also report the School Board's operations in more detail than the government-wide financial statements by providing information about the School Board's most significant funds, the general fund and capital projects fund. The remaining statement - the Statement of Fiduciary Assets and Liabilities presents financial information about activities for which the School Board acts solely as an agent for the benefit of students and parents.

Financial Section

Required Supplemental Information

Management's Discussion & Analysis (MD&A)

Basic Financial Statements

**Government-wide
Financial Statements**



**Fund
Financial Statements**

Notes to the Basic Financial Statements

Required Supplemental Information

Schedule of Funding Progress
Budgetary Information for Major Funds

Supplemental Information

Nonmajor Funds Combining Statements
Agency Funds Statements/Schedules
Schedule of Compensation Paid Board Members

Our auditor has provided an opinion in his independent auditors' report, located immediately preceding this Management's Discussion and Analysis, that the Basic Financial Statements are fairly stated. Varying degrees of assurance is being provided by the auditor regarding the Required Supplemental Information and the Supplemental Information identified above. A user of this report should read the independent auditors' report carefully to ascertain the level of assurance being provided for each of the other parts in the Financial Section.

Caldwell Parish School Board
Management's Discussion and Analysis (MD&A)
June 30, 2009

Reporting the School Board as a Whole

The Statement of Net Assets and the Statement of Activities

Our analysis of the School Board as a whole begins with the government-wide financial statements. One of the most important questions asked about the School Board is, "Is the School Board as a whole better off or worse off financially as a result of the year's activities?" The Statement of Net Assets and the Statement of Activities, which appear first in the School Board's financial statements, report information on the School Board as a whole and its activities in a way that helps you answer this question. We prepare these statements to include all assets and liabilities, using the accrual basis of accounting, which is similar to the accounting used by most private-sector companies. All of the current year's revenues and expenses are taken into account regardless of when cash is received or paid.

These two statements report the School Board's net assets - the difference between assets and liabilities, as reported in the Statement of Net Assets - as one way to measure the School Board's financial health, or financial position. Over time, increases or decreases in the School Board's net assets - as reported in the Statement of Activities - are one indicator of whether its financial health is improving or deteriorating. The relationship between revenues and expenses is the School Board's operating results. However, the School Board's goal is to provide services to our students, not to generate profits as commercial entities do. One must consider many other non-financial factors, such as the quality of the education provided and the safety of the schools to assess the overall health of the School Board.

The Statement of Net Assets and Statement of Activities report the following activity for the School Board:

Governmental activities - All of the School Board's services are reported here, including instruction, plant services, transportation, and food services. Property taxes, sales taxes, Minimum Foundation Program funds, and state and federal grants finance most of these activities.

Reporting the School Board's Most Significant Funds

Fund Financial Statements

The School Board's fund financial statements provide detailed information about the most significant funds - not the School Board as a whole. Some funds are required to be established by State law and by bond covenants. However, the School Board establishes many other funds to help it control and manage money for particular purposes (like the School Food Service) or to show that it is meeting legal responsibilities for using certain taxes, grants, and other money (like grants the School Board receives from the U.S. Department of Education). The School Board's governmental funds use the following accounting approach:

Governmental funds - All of the School Board's services are reported in governmental funds. Governmental fund reporting focuses on showing how money flows into and out of funds and the balances left at year-end that are available for spending. They are reported using an accounting method called modified accrual accounting, which measures cash and all other financial assets that can readily be converted to cash. The governmental fund statements provide a detailed short-term view of the School Board's operations and the services it provides. Governmental fund information helps you determine whether there are more or fewer financial resources that can be spent in the near future to finance the School Board's programs. We describe the relationship (or differences) between governmental activities (reported in the Statement of Net Assets and the Statement of Activities) and governmental funds in reconciliation on Statements D and F.

Caldwell Parish School Board
Management's Discussion and Analysis (MD&A)
June 30, 2009

The School Board as Trustee

Reporting the School Board's Fiduciary Responsibilities

The School Board is the trustee, or fiduciary, for its student activities funds, and scholarship fund. All of the School Board's fiduciary activities are reported in the Statements of Fiduciary Assets and Liabilities. We exclude these activities from the School Board's other financial statements because the School Board cannot use these assets to finance its operations. The School Board is responsible for ensuring that the assets reported in these funds are used for their intended purposes.

THE SCHOOL BOARD AS A WHOLE The School Board's net assets were \$7,361,190 at June 30, 2009. Of this amount \$1,091,824 was unrestricted. Restricted net assets are reported separately to show legal constraints from debt covenants and enabling legislation that limit the School Board's ability to use those net assets for day-to-day operations. Our analysis below focuses on the net assets, (Table 1) and the change in net assets (Table 2) of the School Board's governmental activities.

Table 1
Net Assets
June 30,

	<u>2009</u>	<u>2008</u>	<u>Variance</u>
Current and other assets	\$ 12,705,200	\$ 5,500,553	\$ 7,204,647
Capital assets	<u>8,128,257</u>	<u>4,911,465</u>	<u>3,216,792</u>
Total assets	<u>20,833,457</u>	<u>10,412,018</u>	<u>10,421,439</u>
Current and other liabilities	2,977,779	2,088,680	889,099
Long-term liabilities	<u>10,494,488</u>	<u>529,279</u>	<u>9,965,209</u>
Total liabilities	<u>13,472,267</u>	<u>2,617,959</u>	<u>10,854,308</u>
Net assets			
Invested in capital assets, net of debt	4,808,412	4,816,011	(7,599)
Restricted	1,460,954	515,590	945,364
Unrestricted	<u>1,091,824</u>	<u>2,462,458</u>	<u>(1,370,634)</u>
Total net assets	<u>\$ 7,361,190</u>	<u>\$ 7,794,059</u>	<u>\$ (432,869)</u>

The \$1,091,824 in unrestricted net assets of governmental activities represents accumulated results of all past year's operations. It means that if the School Board had to pay off all of its bills today including all of its non-capital liabilities such as compensated absences, there would be \$1,091,824 left.

The results of this year's operations for the School Board as a whole are reported in the Statement of Activities. Table 2 on the next page, takes the information from that statement and rearranges it slightly so that readers can see total revenues for the year.

Caldwell Parish School Board
Management's Discussion and Analysis (MD&A)
June 30, 2009

Table 2
Changes in Net Assets
For the Years Ended June 30,

Governmental Activities			
	<u>2009</u>	<u>2008</u>	<u>Variance</u>
Net Assets -- beginning	\$ 7,794,059	\$ 8,044,592	\$ (250,533)
Revenues:			
Program revenues			
Charges for services	168,263	151,821	16,442
Operating grants and contributions	3,191,581	3,267,285	(75,704)
General Revenues			
Ad valorem taxes	2,735,396	1,406,103	1,329,293
Sales taxes	1,806,314	1,960,453	(154,139)
State equalization	10,908,315	10,649,018	259,297
Other general revenues	692,315	447,057	245,258
Total revenues	<u>19,502,184</u>	<u>17,881,737</u>	<u>1,620,447</u>
Functions/Program Expenses:			
Instruction			
Regular programs	7,924,196	7,253,372	670,824
Special programs	2,346,555	2,031,516	315,039
Other instructional programs	1,587,559	1,493,691	93,868
Support services			
Student services	561,741	626,786	(65,045)
Instructional staff support	1,387,558	844,879	542,679
General administration	482,688	547,322	(64,634)
School administration	1,032,256	891,181	141,075
Business services	365,704	346,114	19,590
Plant services	1,267,839	1,370,177	(102,338)
Student transportation services	1,218,150	1,297,715	(79,565)
Central services	61,503	57,651	3,852
Food Services	1,399,165	1,371,866	27,299
Interest on long-term debt	300,139	-	300,139
Total expenses	<u>19,935,053</u>	<u>18,132,270</u>	<u>1,802,783</u>
Increase (decrease) in net assets	<u>(432,869)</u>	<u>(250,533)</u>	<u>(182,336)</u>
Net Assets -- ending	<u>\$ 7,361,190</u>	<u>\$ 7,794,059</u>	<u>\$ (432,869)</u>

**Caldwell Parish School Board
Management's Discussion and Analysis (MD&A)
June 30, 2009**

Governmental Activities As reported in the Statement of Activities, the cost of all governmental activities this year was \$19,935,053. The amount that taxpayers ultimately financed for these activities through School Board taxes was \$4,541,710 because some of the cost was paid by those who benefited from the program \$168,263 or by other governments and organizations who subsidized certain programs with grants and contributions \$3,191,581. The remaining \$12,033,499 was paid by MFP funds of \$10,908,315 and other general revenues of \$692,315 which are mainly interest income, other unrestricted state and other local sources.

Revenues increased \$1,620,447 mainly due to an increase in ad valorem tax of \$1,329,293, an increase in MFP of \$259,297, and an increase in other general revenues of \$245,258.

Expenses increased \$1,802,783 mainly due to an increase of \$670,824 in regular programs, an increase of \$542,679 in instructional staff support, an increase of \$315,039 in special programs, and an increase in interest paid of \$300,139 due to the new bond issue.

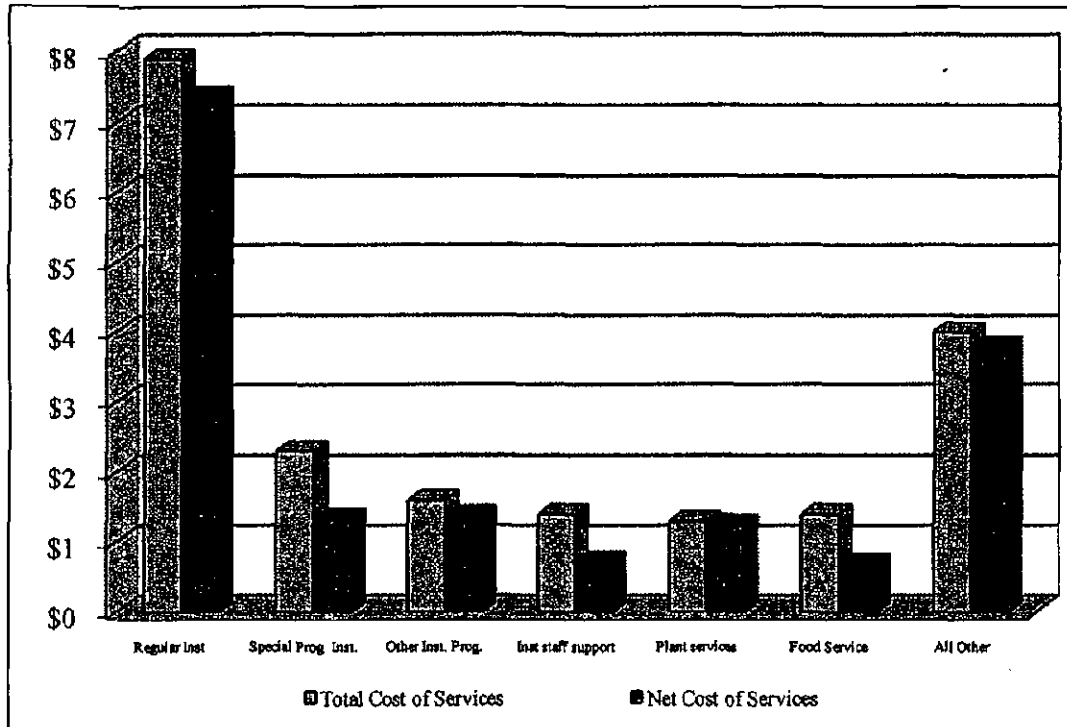
In the table below we have presented the cost of each of the School Board's six largest functions - regular programs, special programs, other instructional programs, instructional staff support, plant services, and food services, well as each program's net cost (total cost less revenues generated by the activities). Net cost shows the financial burden that was placed on the School Board's taxpayers by each of these functions. Providing this information allows our citizens to consider the cost of each function in comparison to the benefits they believe are provided by that function.

**Governmental Activities
For the Years Ended June 30,**

	<u>2009</u>		<u>2008</u>	
	<u>Total Cost of Services</u>	<u>Net Cost of Services</u>	<u>Total Cost of Services</u>	<u>Net Cost of Services</u>
Regular programs instruction	\$ 7,924,196	\$ 7,383,528	\$ 7,253,372	\$ 6,494,901
Special programs instruction	2,346,555	1,336,107	2,031,516	945,927
Other instructional programs	1,587,559	1,378,595	1,493,691	1,336,353
Instructional staff support	1,387,558	736,129	844,879	560,967
Plant services	1,267,839	1,247,867	1,370,177	1,329,080
Food services	1,399,165	672,310	1,371,866	564,139
All others	4,022,181	3,820,673	3,766,769	3,481,797
Totals	<u>\$ 19,935,053</u>	<u>\$ 16,575,209</u>	<u>\$ 18,132,270</u>	<u>\$ 14,713,164</u>

Caldwell Parish School Board
 Management's Discussion and Analysis (MD&A)
 June 30, 2009

2009
 Total Cost of Services
 Versus
 Net Cost of Services



THE SCHOOL BOARD'S FUNDS As we noted earlier, the School Board uses funds to help it control and manage money for particular purposes. Looking at funds helps you consider whether the School Board is being accountable for the resources taxpayers and others provide to it but may also give you more insight into the School Board's overall financial health.

Budgetary Highlights The School Board revises its budget as it attempts to deal with unexpected changes in revenues and expenditures. (A schedule showing the School Board's original and final budgets compared with actual results is provided in the required supplemental information section of this report.)

The General Fund's actual revenue was \$91,140 more than budgeted revenues due mainly to an increase in ad valorem taxes collected and insurance proceeds from loss to a bus received at year end.

Actual expenditures were \$139,330 less than budgeted expenditures due to the effect the four day school week had on utilities, transportation, and substitute pay.

The original budget was amended to increase revenues by \$29,257 due to an increase in ad valorem taxes and to change beginning fund balance for changes per prior audit.

Original budgeted expenditures were decreased \$9,592 due mainly to the 4 day school week.

Caldwell Parish School Board
Management's Discussion and Analysis (MD&A)
June 30, 2009

CAPITAL ASSET AND DEBT ADMINISTRATION

Capital Assets At June 30, 2009, the School Board had \$8,128,257 invested in a broad range of capital assets, including land, buildings, and furniture and equipment. This amount represents a net increase (including additions, deductions, and depreciation) of \$3,216,792 or 66%, from last year. The increase is due mainly to the increase in construction in progress. See Note 5 in the notes to the financials for further information on capital assets.

	Governmental Activities		
	2009	2008	Variance
Land	\$ 87,538	\$ 87,538	\$ -
Land improvements	70,490	70,490	-
Construction in progress	3,279,303	-	3,279,303
Buildings	3,619,607	3,609,654	9,953
Furniture and equipment	1,071,319	1,143,783	(72,464)
Totals	<u>\$ 8,128,257</u>	<u>\$ 4,911,465</u>	<u>\$ 3,216,792</u>

DEBT ADMINISTRATION At June 30, 2009, the School Board had \$82,727 in Qualified Zone Academy Bonds (QZAB) with maturities from 2006 to 2015 with a zero percent interest rate. The School Board also had \$8,305,000 in general obligation bonds at year end. The bonds were issued in July, 2008 with maturities from 2008 to 2028 with an interest rate of 4.750%. Under state statute, the School Board is legally restricted from incurring long-term bonded debt in excess of 35% of the assessed value of taxable property. At June 30, 2009, the School Board was within the legally restricted amount.

See Note 12 in the notes to the financials for further information regarding debt.

ECONOMIC FACTORS AND NEXT YEAR'S BUDGETS AND RATES The 2009-2010 budget reflects a decrease in revenue and expenditures due to a decrease in MFP for the school system.

CONTACTING THE SCHOOL BOARD'S FINANCIAL MANAGEMENT Our financial report is designed to provide our citizens, taxpayers, parents, students, and investors and creditors with a general overview of the School Board's finances and to show the School Board's accountability for the money it receives. If you have questions about this report or wish to request additional financial information, contact Cheryl Minninger, Business Manager, at Caldwell Parish School Board, P. O. Box 1019, Columbia, Louisiana 71418, telephone number (318) 649-2689.

BASIC FINANCIAL STATEMENTS:

**GOVERNMENT-WIDE
FINANCIAL STATEMENTS (GWFS)**

CALDWELL PARISH SCHOOL BOARD

STATEMENT OF NET ASSETS
June 30, 2009

	Statement A
	<u>GOVERNMENTAL ACTIVITIES</u>
ASSETS	
Cash and cash equivalents	\$ 5,314,188
Investments	6,506,730
Receivables (net)	795,898
Inventory	50,280
Bond issuance costs	38,106
Capital assets, not being depreciated	
Land, land improvements and construction in progress	3,437,331
Capital assets, net of depreciation	
Buildings, furniture and equipment	<u>4,690,926</u>
TOTAL ASSETS	<u>20,833,457</u>
LIABILITIES	
Accounts, salaries and other payables	2,770,973
Retainage payable	139,605
Interest payable	58,374
Deferred revenue	8,827
Long-term liabilities	
Due within one year	423,335
Due in more than one year	<u>10,071,153</u>
TOTAL LIABILITIES	<u>13,472,267</u>
NET ASSETS	
Invested in capital assets, net of related debt	4,808,412
Restricted for:	
Sales Tax - salary improvements	152,119
Maintenance	435,812
School Food Service	70,495
Debt Service	802,528
Unrestricted	<u>1,091,824</u>
TOTAL NET ASSETS	<u>\$ 7,361,190</u>

THE NOTES TO THE BASIC FINANCIAL STATEMENTS ARE AN INTEGRAL PART OF THIS STATEMENT.

CALDWELL PARISH SCHOOL BOARD

**STATEMENT OF ACTIVITIES
For the Year Ended June 30, 2009**

Statement B

FUNCTIONS/PROGRAMS	EXPENSES	PROGRAM REVENUES		NET (EXPENSE) REVENUE AND CHANGES IN NET ASSETS
		CHARGES FOR SERVICES	OPERATING GRANTS AND CONTRIBUTIONS	
<i>Governmental activities:</i>				
<i>Instruction:</i>				
Regular programs	\$ 7,924,196	\$ 0	\$ 540,668	\$ (7,383,528)
Special programs	2,346,555		1,010,448	(1,336,107)
Other instructional programs	1,587,559		208,964	(1,378,595)
<i>Support services:</i>				
Student services	561,741		82,196	(479,545)
Instructional staff support	1,387,558		651,429	(736,129)
General administration	482,688		102,718	(379,972)
School administration	1,032,256		11,256	(1,021,000)
Business services	365,704		0	(365,704)
Plant services	1,267,839		19,972	(1,247,867)
Student transportation services	1,218,150		5,340	(1,212,810)
Central services	61,503		0	(61,503)
Food services	1,399,165	168,263	558,592	(672,310)
Interest on long-term debt	300,139	0	0	(300,139)
Total Governmental Activities	19,935,053	168,263	3,191,581	(16,575,209)
<i>General revenues:</i>				
<i>Taxes:</i>				
Property taxes, levied for general purposes				2,735,396
Sales taxes, levied for general purposes				1,806,314
State revenue sharing				41,428
<i>Grants and contributions not restricted to specific programs</i>				
Minimum Foundation Program				10,908,315
Other unrestricted state				254,244
Interest and investment earnings				201,541
Miscellaneous				185,102
Total general revenues				16,142,340
Changes in net assets				(432,869)
Net assets - beginning				7,794,059
Net assets - ending				\$ 7,361,190

THE NOTES TO THE BASIC FINANCIAL STATEMENTS ARE AN INTEGRAL PART OF THIS STATEMENT.

Caldwell Parish School Board

BASIC FINANCIAL STATEMENTS:

FUND FINANCIAL STATEMENTS (FFS)

CALDWELL PARISH SCHOOL BOARD

GOVERNMENTAL FUNDS

Balance Sheet

June 30, 2009

Statement C

	GENERAL	CAPITAL PROJECT	OTHER GOVERNMENTAL	TOTAL
ASSETS				
Cash and cash equivalents	\$ 2,019,447	\$ 1,733,454	\$ 1,561,287	\$ 5,314,188
Investments	2,104,003	4,266,129	136,598	6,506,730
Receivables	68,691	0	727,205	795,896
Interfund receivables	444,160	0	8,210	452,370
Inventory	0	0	50,280	50,280
TOTAL ASSETS	4,636,301	5,999,583	2,483,580	13,119,464
LIABILITIES AND FUND BALANCES				
Liabilities:				
Accounts, salaries and other payables	1,664,381	792,096	314,496	2,770,973
Retainage payable	0	139,605	0	139,605
Interfund payables	8,210	0	444,160	452,370
Deferred revenues	0	0	8,827	8,827
Total Liabilities	1,672,591	931,701	767,483	3,371,775
Fund Balances:				
Reserved for:				
Inventory	0	0	42,375	42,375
Debt Service	0	0	802,528	802,528
Unreserved, reported in:				
General Fund	2,963,710	0	0	2,963,710
Special Revenue		0	871,194	871,194
Capital Projects		5,067,882	0	5,067,882
Total Fund Balances	2,963,710	5,067,882	1,718,097	9,747,689
TOTAL LIABILITIES AND FUND BALANCES	\$ 4,636,301	\$ 5,999,583	\$ 2,483,580	\$ 13,119,464

THE NOTES TO THE BASIC FINANCIAL STATEMENTS ARE AN INTEGRAL PART OF THIS STATEMENT.

CALDWELL PARISH SCHOOL BOARD

**Reconciliation of the Governmental Funds
Balance Sheet to the Statement of Net Assets
June 30, 2009**

Statement D

Total fund balances - governmental funds \$ 9,747,689

The cost of capital assets (land, buildings, furniture and equipment) purchased or constructed is reported as an expenditure in governmental funds. The Statement of Net Assets includes those capital assets among the assets of the School Board as a whole. The cost of those capital assets allocated over their estimated useful lives (as depreciation expense) to the various programs reported as governmental activities in the Statement of Activities. Because depreciation expense does not affect financial resources, it is not reported in governmental funds.

Costs of capital assets	\$ 16,412,003	
Depreciation expense to date	<u>(8,283,746)</u>	8,128,257

Bond Issuance Costs 38,106

Long-term liabilities applicable to the School Board's governmental activities are not due and payable in the current period and accordingly are not reported as fund liabilities. All liabilities - both current and long term - are reported in the Statement of Net Assets.

Balances at June 30, 2009 are:

Long-term liabilities		
Qualified Zone Academy bond	(82,727)	
Bonds payable	(8,305,000)	
OPEB liability	(1,533,397)	
Claims payable	(14,046)	
Compensated absences payable	(559,318)	
Interest payable	<u>(58,374)</u>	<u>(10,552,862)</u>

Net Assets - Governmental Activities **\$ 7,361,190**

THE NOTES TO THE BASIC FINANCIAL STATEMENTS ARE AN INTEGRAL PART OF THIS STATEMENT.

CALDWELL PARISH SCHOOL BOARD

GOVERNMENTAL FUNDS
Statement of Revenues, Expenditures,
and Changes in Fund Balances
For the Year Ended June 30, 2009

Statement E

	GENERAL	CAPITAL PROJECT	OTHER GOVERNMENTAL	TOTAL
REVENUES				
Local sources:				
Taxes:				
Ad valorem	\$ 1,109,292	\$ 0	\$ 1,626,104	\$ 2,735,396
Sales and use	0	0	1,806,314	1,806,314
Interest earnings	41,080	132,154	28,307	201,541
Food services	0	0	168,263	168,263
Other	85,500	0	55,264	140,764
State sources:				
Equalization	10,490,315	0	418,000	10,908,315
Other	264,244	0	1,077,910	1,342,154
Federal sources				
	4,495	0	2,150,604	2,155,099
Total Revenues	11,994,926	132,154	7,330,766	19,457,846
EXPENDITURES				
Current:				
Instruction:				
Regular programs	5,610,306	0	1,344,894	6,955,200
Special programs	1,374,287	0	692,942	2,067,229
Other instructional programs	547,337	0	928,823	1,476,160
Support services:				
Student services	355,381	0	156,419	511,800
Instructional staff support	484,032	0	783,800	1,267,832
General administration	242,814	40,112	202,681	485,607
School administration	812,138	0	120,924	933,062
Business services	309,445	0	29,958	339,403
Plant services	782,277	38,234	373,650	1,194,161
Student transportation services	898,367	0	135,016	1,033,383
Central services	50,155	0	5,824	55,979
Food services	92,206	0	1,196,867	1,289,073
Capital outlay	137,674	3,486,019	5,389	3,629,082
Debt service:				
Principal retirement	0	0	207,727	207,727
Interest and bank charges	0	0	241,765	241,765
Total Expenditures	\$ 11,696,419	\$ 3,564,365	\$ 6,426,679	\$ 21,687,463

(CONTINUED)

CALDWELL PARISH SCHOOL BOARD

**GOVERNMENTAL FUNDS
Statement of Revenues, Expenditures,
and Changes in Fund Balances
For the Year Ended June 30, 2009**

Statement E

	<u>GENERAL</u>	<u>CAPITAL PROJECT</u>	<u>OTHER GOVERNMENTAL</u>	<u>TOTAL</u>
EXCESS (Deficiency) OF REVENUES OVER EXPENDITURES	\$ 298,507	\$ (3,432,211)	\$ 904,087	\$ (2,229,617)
OTHER FINANCING SOURCES (USES)				
Bond proceeds	0	8,500,000	0	8,500,000
Insurance proceeds from loss	65,433	0	0	65,433
Total Other Financing Sources (Uses)	65,433	8,500,000	0	8,565,433
Net Change in Fund Balances	363,940	5,067,789	904,087	6,335,816
FUND BALANCES - BEGINNING	2,599,770	93	812,010	3,411,873
FUND BALANCES - ENDING	\$ 2,963,710	\$ 5,067,882	\$ 1,716,097	\$ 9,747,689

(CONCLUDED)

THE NOTES TO THE BASIC FINANCIAL STATEMENTS ARE AN INTEGRAL PART OF THIS STATEMENT.

CALDWELL PARISH SCHOOL BOARD

**Reconciliation of the Governmental Funds
Statement of Revenues, Expenditures, and Changes in Fund Balances
to the Statement of Activities
For the Year Ended June 30, 2009**

	Statement F
Total net change in fund balances - governmental funds	\$ 6,335,816
 Amounts reported for governmental activities in the Statement of Activities are different because:	
Capital outlays are reported in governmental funds as expenditures. However, in the Statement of Activities, the cost of those assets is allocated over their estimated useful lives as depreciation expense. This is the amount by which capital outlays exceeds depreciation expense in the period:	
Depreciation expense \$ (388,535)	
Capital outlays 3,824,416	3,235,881
Loss on disposal of capital assets	(19,089)
The issuance of long-term debt provides current financial resources of governmental funds, while the repayment of the principal of long-term debt consumes the current financial resources of governmental funds. Neither transaction, however, has any effect on net assets.	
Receipt of bond proceeds	(8,500,000)
Repayment of bond debt	207,727
The recording of the change in OPEB liability is an accrued expense for the Statement of Activities, but does not use current financial resources of the governmental funds.	(1,533,397)
Governmental funds report the effects of debt issuance costs and similar items when debt is first issued, where as these amounts are deferred and amortized in the Statement of Activities.	
Bond issuance cost, net of amortization	38,106
Increase in incurred but not reported workers' compensation claims	(581)
In the Statement of Activities, certain operating expenses-compensated absences (vacations and sick leave) - are measured by the amounts earned during the year. In the governmental funds, however, expenditures for these items are measured by the amount of financial resources used (essentially, the amounts actually paid). This year, vacation and sick time earned \$274,566 exceeded the amounts used \$135,608 by \$ 138,958.	
	(138,958)
Interest of long-term debt in the Statement of Activities differs from the amount reported in the governmental funds because interest is recognized as an expenditure in the funds when it is due, and thus requires the use of current financial resources. In the Statement of Activities, however, interest expense is recognized as the interest accrues, regardless of when it is due.	
	(58,374)
Change in net assets of governmental activities	\$ (432,869)

THE NOTES TO THE BASIC FINANCIAL STATEMENTS ARE AN INTEGRAL PART OF THIS STATEMENT.

CALDWELL PARISH SCHOOL BOARD
FIDUCIARY FUND
STATEMENT OF FIDUCIARY ASSETS AND LIABILITIES
June 30, 2009

	Statement G
	AGENCY FUND
	<hr/>
ASSETS	
Cash and cash equivalents	<u>\$ 316,045</u>
TOTAL ASSETS	<u>316,045</u>
LIABILITIES	
Deposits due others	<u>316,045</u>
TOTAL LIABILITIES	<u>\$ 316,045</u>

THE NOTES TO THE BASIC FINANCIAL STATEMENTS ARE AN INTEGRAL PART OF THIS STATEMENT.

**Caldwell Parish School Board
Notes to the Financial Statements
June 30, 2009**

	<u>Page</u>
<u>INDEX</u>	
NOTE 1 - SUMMARY OF SIGNIFICANT ACCOUNTING POLICIES	23
A. REPORTING ENTITY	23
B. FUNDS	23
Governmental Funds	23
Fiduciary Funds	24
C. MEASUREMENT FOCUS AND BASIS OF ACCOUNTING	24
Governmental Funds	24
D. CASH AND CASH EQUIVALENTS	25
E. INVESTMENTS	26
F. SHORT-TERM INTERFUND RECEIVABLES/PAYABLES	27
G. ELIMINATION AND RECLASSIFICATIONS	27
H. INVENTORY	27
I. CAPITAL ASSETS	27
J. DEFERRED REVENUES	27
K. COMPENSATED ABSENCES	28
L. RESTRICTED NET ASSETS	28
M. FUND EQUITY OF FUND FINANCIAL STATEMENTS	29
N. INTERFUND ACTIVITY	29
O. SALES TAX	29
P. ENCUMBRANCES	29
Q. USE OF ESTIMATES	29
R. BOND ISSUANCE COSTS	29
NOTE 2 - LEVIED TAXES	30
NOTE 3 - DEPOSITS AND INVESTMENTS	31
NOTE 4 - RECEIVABLES	32
NOTE 5 - CAPITAL ASSETS	32
NOTE 6 - RETIREMENT SYSTEMS	33
NOTE 7 - OTHER POSTEMPLOYMENT BENEFITS	34
NOTE 8 - ACCOUNTS, SALARIES, AND OTHER PAYABLES	36
NOTE 9 - COMPENSATED ABSENCES	36
NOTE 10 - OPERATING LEASES	37
NOTE 11 - AGENCY FUND DEPOSITS DUE OTHERS	37
NOTE 12 - LONG-TERM LIABILITIES	37
NOTE 13 - INTERFUND ASSETS/TRANSFERS (FFS LEVEL ONLY)	38
NOTE 14 - LITIGATION AND CONTINGENCIES	39
NOTE 15 - RISK MANAGEMENT	39
NOTE 16 - ON-BEHALF PAYMENTS FOR FRINGE BENEFITS AND SALARIES	39
NOTE 17 - ECONOMIC DEPENDENCY	40
NOTE 18 - SUBSEQUENT EVENTS	40

Caldwell Parish School Board
Notes to the Financial Statements
June 30, 2009

NOTE 1 - SUMMARY OF SIGNIFICANT ACCOUNTING POLICIES The accompanying financial statements of the Caldwell Parish School Board have been prepared in conformity with accounting principles generally accepted in the United States of America (GAAP) as applied to governmental units. The Governmental Accounting Standards Board (GASB) is the accepted standard-setting body for establishing governmental accounting and financial reporting principles.

A. REPORTING ENTITY The Caldwell Parish School Board was created by Louisiana Revised Statute LSA-R.S. 17:51 to provide public education for the children within Caldwell Parish. The School Board is authorized by LSA-R.S. 17:81 to establish policies and regulations for its own government consistent with the laws of the state of Louisiana and the regulations of the Louisiana Board of Elementary and Secondary Education. The School Board is comprised of seven members who are elected from seven wards for terms of four years.

The School Board operates six schools within the parish with a total enrollment of approximately 1,717 pupils. In conjunction with the regular educational programs, some of these schools offer special education and/or adult education programs. In addition, the School Board provides transportation and school food services for the students.

GASB Statement No. 14 established criteria for determining the governmental reporting entity and component units that should be included within the reporting entity. Because the School Board has a separately elected governing body and is legally separate and fiscally independent, the School Board is a separate governmental reporting entity. The School Board includes all funds, activities, et cetera, that are within the oversight responsibility of the School Board.

Certain units of local government over which the School Board exercises no oversight responsibility, such as the parish police jury and municipalities within the parish, are excluded from the accompanying financial statements. These units of government are considered separate reporting entities and issue financial statements separate from those of the School Board.

B. FUNDS The accounts of the School Board are organized and operated on the basis of funds. A fund is a separate accounting entity with a self-balancing set of accounts. Fund accounting is designed to demonstrate legal compliance and to aid financial management by segregating transactions relating to certain government functions or activities.

Funds of the School Board are classified into two categories: governmental and fiduciary. In turn, each category is divided into separate fund types. The fund classifications and a description of each existing fund type follow:

Governmental Funds Governmental funds account for all or most of the School Board's general activities, including the collection and disbursement of specific or legally restricted monies, the acquisition or construction of capital assets, and the servicing of long-term debt. The School Board reports the following major governmental funds:

General fund - the general operating fund of the School Board accounts for all financial resources, except those required to be accounted for in other funds.

Capital Projects fund - accounts for the construction and renovation projects parish wide financed by bond proceeds.

Caldwell Parish School Board
Notes to the Financial Statements
June 30, 2009

Fiduciary Funds - account for assets held on behalf of outside parties, including other governments, or on behalf of other funds within the School Board. Fiduciary funds include:

School activities agency fund - account for assets held by the School Board as an agent for the individual schools and school organizations.

4-H scholarship fund - this scholarship agency fund is funded by voluntary employee contributions. The proceeds are used to provide an annual scholarship for an outstanding graduate.

Scholarship fund - this scholarship agency fund is funded by public donations. The proceeds are used to provide college funds to honor graduates.

Agency funds are custodial in nature (assets equal liabilities) and do not involve measurement of results of operations.

C. MEASUREMENT FOCUS AND BASIS OF ACCOUNTING

Government-Wide Financial Statements (GWFS) The Statement of Net Assets and the Statement of Activities displays information about the reporting government as a whole. Fiduciary funds are not included in the GWFS. Fiduciary funds are reported only in the *Statement of Fiduciary Assets and Liabilities at the fund financial statement level*.

The Statement of Net Assets and the Statement of Activities was prepared using the economic resources measurement focus and the accrual basis of accounting. Revenues, expenses, gains, losses, assets, and liabilities resulting from exchange and exchange-like transactions are recognized when the exchange takes place. Revenues, expenses, gains, losses, assets, and liabilities resulting from nonexchange transactions are recognized in accordance with the requirements of GASB Statement No. 33 "Accounting and Financial Reporting for Nonexchange Transactions.

Program revenues Program revenues include 1) charges for services provided, 2) operating grants and contributions, and 3) capital grants and contributions; program revenues reduce the cost of the function to be financed from the School Board's general revenues. Charges for services are primarily derived from cafeteria sales. Operating grants and contributions consist of the many educational grants received from the federal and state government.

Allocation of indirect expenses The School Board reports all direct expenses by function in the Statement of Activities. Direct expenses are those that are clearly identifiable with a function. Depreciation expense is specifically identified by function and is included in the direct expense of each function. Interest on general long-term debt is considered an indirect expense and is reported separately in the Statement of Activities.

Fund Financial Statements (FFS)

Governmental Funds The accounting and financial reporting treatment applied to a fund is determined by its measurement focus. Governmental fund types use the flow of current financial resources measurement focus and the modified accrual basis of accounting. Under the modified accrual basis of accounting revenues are recognized when susceptible to accrual (i.e., when they are "measurable and available"). "Measurable" means the amount of the transaction can be determined and "available" means collectible within the current period or soon enough thereafter to pay liabilities of the current period. The government considers all revenues available if they are collected within 60 days after year-end. Expenditures are recorded when the related fund liability is incurred, except for unmatured interest on general long-term debt which is recognized when due, and certain compensated absences and claims and judgments which are recognized when the obligations are expected to be liquidated with expendable available financial resources.

Caldwell Parish School Board
Notes to the Financial Statements
June 30, 2009

With this measurement focus, only current assets and current liabilities are generally included on the balance sheet. Operating statements of these funds present increases and decreases in net current assets. The governmental funds use the following practices in recording revenues and expenditures:

Revenues

Federal and state entitlements which include state equalization and state revenue sharing are recorded as unrestricted grants-in-aid when available and measurable. Federal and state restricted grants are recorded when the reimbursable expenditures have been incurred.

Ad valorem taxes are recognized when all applicable eligibility requirements are met and the resources are available.

Sales taxes are recognized when the underlying exchange takes place and the resources are available.

Interest income on time deposits and investments is recorded when the interest becomes measurable and available to finance expenditures of the fiscal period.

Expenditures Expenditures are generally recognized under the modified accrual basis of accounting when the related fund liability is incurred.

Salaries are recorded as paid. Salaries for nine-month employees are paid over twelve months and accrued at June 30.

Principal and interest on general long-term debt is recognized when due.

Inventory items are expensed as purchased except for inventory of the school lunch fund which is expensed as consumed.

Compensated absences are recognized as expenditures when leave is actually taken or upon termination of employment due to retirement or death.

Other Financing Sources (Uses) Transfers between funds that are not expected to be repaid (or other types, such as sale of fixed assets, debt extinguishments, and long-term debt proceeds) are accounted for as other financing sources (uses). These other financing sources (uses) are recognized at the time the underlying events occur.

Fiduciary Funds The *agency fund* is custodial in nature and does not present results of operations or have a measurement focus. Agency funds are accounted for using the accrual basis of accounting.

D. CASH AND CASH EQUIVALENTS Cash includes amounts in demand deposits, interest-bearing demand deposits, and money market accounts. Cash equivalents include amounts in time deposits and those investments with original maturities of 90 days or less. Under state law, the School Board may deposit funds in demand deposits, interest-bearing demand deposits, money market accounts, or time deposits with state banks organized under Louisiana law and national banks having their principal offices in Louisiana.

Under state law, the School Board may invest in United States bonds, treasury notes, or certificates. These are classified as investments if their original maturities exceed 90 days; however, if the original maturities are 90 days or less they are classified as cash equivalents and are stated at cost.

**Caldwell Parish School Board
Notes to the Financial Statements
June 30, 2009**

E. INVESTMENTS Investments are limited by R.S. 33:2955 and the School Board's investment policy. If the original maturities of investments exceed 90 days, they are classified as investments; however, if the original maturities are 90 days or less, they are classified as cash equivalents.

The investments are reflected at fair value except for the following which are required/permitted as per GASB Statement No. 31:

1. Investments in nonparticipating interest-earning contracts, such as nonnegotiable certificates of deposit with redemption terms that do not consider market rates, are reported using a cost-based measure.
2. The School Board reported at amortized cost money market investments and participating interest-earning investment contracts that have a remaining maturity at time of purchase of one year or less.

Definitions:

Interest-earning investment contracts include time deposits with financial institutions (such as certificates of deposit), repurchase agreements, and guaranteed investment contracts.

Money market investments are short-term, highly liquid debt instruments that include U. S. Treasury obligations.

The School Board participates in the Louisiana Asset Management Pool, Inc. (LAMP) which is an external investment pool that is not SEC-registered. Because the LAMP is an arrangement sponsored by a type of governmental entity, it is exempt by statute from regulation by the SEC.

LAMP is administered by LAMP, Inc., a non-profit corporation organized under the laws of the State of Louisiana. Only local government entities having contracted to participate in LAMP have an investment interest in its pool of assets. The primary objective of LAMP is to provide a safe environment for the placement of public funds in short-term, high quality investments. The LAMP portfolio includes only securities and other obligations in which local governments in Louisiana are authorized to invest in accordance with LA-R.S. 33.2955.

GASB Statement No. 40 Deposit and Investment Risk Disclosure, requires disclosure of credit risk, custodial credit risk, concentration of credit risk, interest rate risk and foreign currency risk for all public entity investments.

LAMP is a 2a7-like investment pool. The following facts are relevant for 2a7-like investment pools:

- Credit risk: Lamp is rated AAAM by Standard & Poor's
- Custodial credit risk: LAMP participants' investments in the pool are evidenced by shares of the pool. Investments in pools should be disclosed, but not categorized because they are not evidenced by securities that exist in physical or book-entry form. The public entity's investment is with the pool, not the securities that make up the pool; therefore, no disclosure is required.
- Concentration of credit risk: Pooled investments are excluded from the 5 percent disclosure requirement.
- Interest rate risk: 2a7-like investment pools are excluded from this disclosure requirement, per paragraph 15 of the GASB 40 statement.
- Foreign currency risk: Not applicable to 2a7-like pools.

**Caldwell Parish School Board
Notes to the Financial Statements
June 30, 2009**

The dollar weighted average portfolio maturity of LAMP assets is restricted to not more than 90 days, and consists of no securities with a maturity in excess of 397 days. LAMP is designed to be highly liquid to give its participants immediate access to their account balances. The investments in LAMP are stated at fair value based on quoted market rates. The fair value is determined on a weekly basis by LAMP and the value of the position in the external investment pool is the same as the value of the pool shares.

LAMP, Inc. is subject to the regulatory oversight of the state treasurer and the board of directors. LAMP is not registered with the SEC as an investment company.

An annual audit of LAMP is conducted by an independent certified public accountant. The Legislative Auditor of the state of Louisiana has full access to the records of the LAMP.

LAMP issues financial reports. These financial reports can be obtained by writing: LAMP, Inc., 228 St. Charles Avenue, Suite 1123, New Orleans, LA 70130.

F. SHORT-TERM INTERFUND RECEIVABLES/PAYABLES During the course of operations, numerous transactions occur between individual funds for goods provided or services rendered. These receivables and payables are classified as due from other funds or due to other funds on the balance sheet. Short-term interfund loans are classified as interfund receivables/payables.

G. ELIMINATION AND RECLASSIFICATIONS In the process of aggregating data for the statement of net assets and the statement of activities, some amounts reported as interfund activity and balances in the funds were eliminated or reclassified. Interfund receivables and payables were eliminated to minimize the "grossing up" effect on assets and liabilities within the governmental activities column.

H. INVENTORY Inventory items are expensed as purchased except for inventory of the school food service fund.

Inventory of the school food service special revenue fund consists of food purchased by the School Board and commodities granted by the United States Department of Agriculture through the Louisiana Department of Agriculture and Forestry. The commodities are recorded as revenues when received; however, all inventory items are recorded as expenditures when consumed. All purchased inventory items are valued at the lower of cost (first-in, first-out) or market, and commodities are assigned values based on information provided by the United States Department of Agriculture.

I. CAPITAL ASSETS Capital assets are recorded at historical cost or estimated historical cost if purchased or constructed and depreciated over their estimated useful lives (including salvage value). The capitalization threshold is \$5,000. Donated capital assets are recorded at their estimated fair value at the date of donation. Estimated useful life is management's estimate of how long the asset is expected to meet service demands. Straight line depreciation is used based on the following estimated useful lives:

Buildings	10 - 40 years
Furniture and equipment	3 - 15 years

Interest during construction is not capitalized on capital assets.

J. DEFERRED REVENUES Deferred revenues arise when resources are received by the School Board before it has a legal claim to them, as when grant monies are received prior to the occurrence of qualifying expenditures. In subsequent periods, when the School Board has a legal claim to the resources, the liability for deferred revenue is removed and the revenue is recognized.

Caldwell Parish School Board
Notes to the Financial Statements
June 30, 2009

K. COMPENSATED ABSENCES Twelve-month full-time employees accumulate one day of vacation per month. For the purpose of calculating and apportioning annual leave, the "leave year" shall run from July 1st to June 30th. No more than 30 days of vacation leave may be accumulated as of June 30th. Upon termination, resignation, or retirement, any unused annual leave shall be paid at the employee's rate of pay. The maximum number of days the system shall pay an employee for is 15 days.

All School Board employees earn from ten to eighteen days of sick leave each year, depending upon the length of service. Sick leave can be accumulated without limitation. Upon retirement or death, unused accumulated sick leave of up to twenty-five days is paid to the employee or to the employee's estate at the employee's current rate of pay. Under the Louisiana Teachers' Retirement System, and the Louisiana School Employees' Retirement System, all unpaid sick leave is used in the retirement benefit computation as earned service.

The School Board's recognition and measurement criteria for compensated absences follows:

GASB Statement 16 provides that vacation leave and other compensated absences with similar characteristics should be accrued as a liability as the benefits are earned by the employees if both of the following conditions are met:

- A. The employees' rights to receive compensation are attributable to services already rendered.
- B. It is probable that the employer will compensate the employees for the benefits through paid time off or some other means, such as cash payments at termination or retirement.

GASB Statement 16 provides that a liability for sick leave should be accrued using one of the following termination approaches:

- A. An accrual for earned sick leave should be made only to the extent it is probable that the benefits will result in termination payments, rather than be taken as absences due to illness or other contingencies, such as medical appointments and funerals.
- B. Alternatively, a governmental entity should estimate its accrued sick leave liability based on the sick leave accumulated at the balance sheet date by those employees who currently are eligible to receive termination payments as well as other employees who are expected to become eligible in the future to receive such payments. The School Board uses this approach to accrue the liability for sick leave.

L. RESTRICTED NET ASSETS For the government-wide statement of net assets, net assets are reported as restricted when constraints placed on net asset use are either:

Externally imposed by creditors (such as debt covenants), grantors, contributors, or laws or regulations of other governments;

Imposed by law through constitutional provisions or enabling legislation.

When both restricted and unrestricted resources are available for use, it is the government's policy to use restricted resources first, then unrestricted resources as they are needed.

The net assets restricted for maintenance and sales tax are restricted due to enabling legislation.

**Caldwell Parish School Board
Notes to the Financial Statements
June 30, 2009**

M. FUND EQUITY OF FUND FINANCIAL STATEMENTS

Reserves Reserves represent those portions of fund equity legally segregated for a specific future use and not appropriable for expenditures. The nature and purpose of these reserves are explained as follows:

Inventory This amount represents the portion of fund balance relating to inventory on hand which is therefore unavailable to be expended for other purposes.

Debt Service This amount represents the portion of fund balance that has been reserved in the debt service fund for future payment of principal and interest on bonded debt.

Designated Fund Balances Designated fund balances represent tentative plans for future use of financial resources.

N. INTERFUND ACTIVITY Interfund activity is reported as either loans, services provided, reimbursements or transfers. Loans are reported as interfund receivables and payables as appropriate and are subject to elimination upon consolidation. Services provided, deemed to be at market or near market rates, are treated as revenues and expenditures/expenses. Reimbursements are when one fund incurs a cost, charges the appropriate benefiting fund, and reduces its related cost as a reimbursement. All other interfund transactions are treated as transfers. Transfers between governmental funds are netted as part of the reconciliation to the government-wide financial statements.

O. SALES TAX On April 7, 1979, the voters of Caldwell Parish approved a one percent sales and use tax to be levied by the Caldwell Parish School Board. The sales and use tax is collected by the Concordia Parish School Board and deposited in the sales tax special revenue fund.

On January 18, 1997, the voters of Caldwell Parish approved a one percent sales and use tax to be levied by the Caldwell Parish School Board. The sales and use tax is collected by the Concordia Parish School Board and deposited in the sales tax special revenue fund.

The proceeds of said taxes (after paying reasonable and necessary costs and expenses of collecting and administering the tax) are to be dedicated and used to supplement other revenues available for the payment of salaries and retirement benefits for certified and noncertified employees of the School Board.

P. ENCUMBRANCES Encumbrance accounting, under which purchase orders are recorded in order to reserve that portion of the applicable appropriation, is not employed. However, outstanding purchase orders are taken into consideration before expenditures are incurred in order to assure that applicable appropriations are not exceeded.

Q. USE OF ESTIMATES The preparation of financial statements in conformity with accounting principles generally accepted in the United States of America requires management to make estimates and assumptions that affect the reported amounts of assets and liabilities and disclosure of contingent assets and liabilities at the date of the financial statement and the reported amounts of revenues and expenditures during the reporting period. Actual results could differ from those estimates.

R. BOND ISSUANCE COST In fiscal year ended June 30, 2009, the School Board issued new general obligation bonds of \$8,500,000. Due to the issuance, the School Board had an additional cost of \$40,112. These costs are amortized over the term of the bond, which is 20 years, using the straight line method. The current year's amortization was \$2006, leaving \$38,106 remaining.

Caldwell Parish School Board
Notes to the Financial Statements
June 30, 2009

NOTE 2 - LEVIED TAXES The School Board levies taxes on real and business personal property located within Caldwell Parish's boundaries. Property taxes are levied by the School Board on property values assessed by the Caldwell Parish Tax Assessor and approved by the State of Louisiana Tax Commission. The Caldwell Parish Sheriff's Office bills and collects property taxes for the School Board. Collections are remitted to the School Board monthly.

	<u>Property Tax Calendar</u>
Millage rates adopted	September 9, 2008
Levy date	January 1, 2008
Tax bills mailed	December, 2008
Due date	December 31, 2008
Lien date	January 1, 2009
Tax Sale – 2008 delinquent property	June, 2009

Assessed values are established by the Caldwell Parish Tax Assessor each year on a uniform basis at the following ratios of assessed value to fair market value:

10% land	15% industrial improvements
15% machinery	15% commercial improvements
10% residential improvements	25% public service properties, excluding land

A revaluation of all property is required after 1978 to be completed no less than every four years. The last revaluation was completed for the tax roll of January 1, 2004. Total assessed value was \$40,472,430 in calendar year 2004. Louisiana state law exempts the first \$75,000 of assessed value of a taxpayer's primary residence from parish property taxes. This homestead exemption was \$11,524,130 of the assessed value in calendar year 2005.

State law requires the sheriff to collect property taxes in the calendar year in which the assessment is made. Property taxes become delinquent January 1 of the following year. If taxes are not paid by the due date, taxes bear interest at the rate of 1.25% per month until the taxes are paid. After notice is given to the delinquent taxpayers, the sheriff is required by the *Constitution of the State of Louisiana* to sell the least quantity of property necessary to settle the taxes and interest owed.

All property taxes are recorded in the general, special revenue maintenance fund and sinking fund. Revenues in such funds are recognized in the accounting period in which an enforceable legal claim arises. Estimated uncollectible taxes are those taxes based on past experience which will not be collected in the subsequent year and are primarily due to subsequent adjustments to the tax roll. The School Board uses the lien date to establish the enforceable legal claim date.

The tax roll is prepared by the parish tax assessor in November of each year. The collection of the property taxes occurs in December, and January and February of the next year. As a result, no property taxes receivable for 2008 taxes is included on the accompanying balance sheet because none is available within 60 days of the School Board's year-end.

Historically, virtually all ad valorem taxes receivable are collected since they are secured by property. Therefore, there is no allowance for uncollectible taxes.

**Caldwell Parish School Board
Notes to the Financial Statements
June 30, 2009**

The following is a summary of authorized and levied (tax rate per \$1,000 Assessed Value) ad valorem taxes:

	<u>Authorized Millage</u>	<u>Levied Millage</u>	<u>Expiration Date</u>
Parish-wide taxes:			
Constitutional	5.12	5.42	Statutory
Maintenance	7.19	7.26	2013
Operations, maintenance, and construction	5.39	5.44	2016
Operations and maintenance	8.62	8.71	2015
Operations	11.32	11.44	2016
Bond repayment	34.00	34.00	2027

NOTE 3 - DEPOSITS AND INVESTMENTS At June 30, 2009, the School Board had the following investments:

<u>Investment type</u>	<u>Maturities</u>	<u>Fair Value</u>
Louisiana Asset Management Pool (LAMP)	Less than 1 year	<u>\$1,469,552</u>

Interest Rate Risk: The School Boards' policy does not address interest rate risk.

Credit Risk: The School Board invests in certificates of deposit which do not have credit ratings. The School Board's investment in LAMP was rated AAAM by Standard & Poor's. The School Boards' policy does not address credit rate risk.

Custodial Credit Risk-Deposits: At year-end, the School Board's carrying amount of deposits was \$10,667,411 (including \$5,057,630) in certificate of deposits) and the bank balance was \$11,266,251. These deposits are reported as follows: Statement A- cash and cash equivalents, \$5,314,188, Statement A-investments, \$5,037,178, Statement G-cash and cash equivalents \$316,045.

Of the bank balance, \$6,994,927 was covered by federal depository insurance or by collateral held by the School Board's agent in the School Board's name (GASB Category 1). The remaining balance of \$4,271,324 was collateralized with securities held by the pledging financial institution's trust department or agent but not in the School Board's name (GASB Category 3). Even though the pledged securities are considered uncollateralized (Category 3) under the provision of GASB Statement No. 3, Louisiana Revised Statute 39:1229 imposes a statutory requirement on the custodial bank to advertise and sell the pledged securities within 10 days of being notified by the School Board that the fiscal agent has failed to pay deposited funds upon demand. The School Board's policy does not address custodial credit risk.

Caldwell Parish School Board
Notes to the Financial Statements
June 30, 2009

NOTE 4 - RECEIVABLES The balance of receivables at June 30, 2009, is shown below. The School Board expects to collect the full amount; therefore, no allowance for doubtful accounts has been established.

	General	Other Governmental	Total
Intergovernmental - grants:			
Federal	\$ -	\$ 222,086	\$ 222,086
State	63,528	347,116	410,644
Local sources:			
Sales tax	-	150,817	150,817
Ad valorem tax	5,163	7,186	12,349
Other	-	-	-
Total	<u>\$ 68,691</u>	<u>\$ 727,205</u>	<u>\$ 795,896</u>

NOTE 5 - CAPITAL ASSETS Capital asset balances and activity for the year ended June 30, 2009 is as follows:

	Balance Beginning	Additions	Deletions	Balance Ending
Governmental activities				
Capital asset not being depreciated				
Land	\$ 87,538	\$ -	\$ -	\$ 87,538
Land improvements	70,490	-	-	70,490
Construction in progress	-	3,480,269	200,966	3,279,303
Total capital assets not being depreciated	<u>158,028</u>	<u>3,480,269</u>	<u>200,966</u>	<u>3,437,331</u>
Capital assets being depreciated				
Buildings	9,393,234	196,300	265,231	9,324,303
Furniture and equipment	3,714,308	148,813	212,752	3,650,369
Total capital assets being depreciated	<u>13,107,542</u>	<u>345,113</u>	<u>477,983</u>	<u>12,974,672</u>
Less accumulated depreciation				
Buildings	5,808,826	147,688	251,818	5,704,696
Furniture and equipment	2,545,279	240,847	207,076	2,579,050
Total accumulated depreciation	<u>8,354,105</u>	<u>388,535</u>	<u>458,894</u>	<u>8,283,746</u>
Total capital assets being depreciated, net	<u>4,753,437</u>	<u>(43,422)</u>	<u>19,089</u>	<u>4,690,926</u>
Governmental activities				
Capital assets, net	<u>\$ 4,911,465</u>	<u>\$ 3,436,847</u>	<u>\$ 220,055</u>	<u>\$ 8,128,257</u>

**Caldwell Parish School Board
Notes to the Financial Statements
June 30, 2009**

Depreciation expense was charged to governmental activities as follows:

Regular programs	\$ 171,345
Special education	11,473
Vocational	9,067
Other instructional	5,708
Special programs	12,650
Pupil support	49
Adult education	203
Instructional staff support	13,149
Business services	2,302
Plant services	15,569
Student transportation	103,209
Food service	37,387
School Administration	6,424
Total depreciation expense	<u>\$ 388,535</u>

NOTE 6 - RETIREMENT SYSTEMS

Plan description Substantially all School Board employees participate in either the Teachers' Retirement System or the School Employees' Retirement System (the Systems), which are cost-sharing, multiple-employer public employee retirement systems (PERS). Benefit provisions are ultimately approved and amended by the Louisiana Legislature.

Participation in the Teachers' Retirement System is divided into two plans - the Teachers' Regular Plan and the Teachers' Plan A. In general, professional employees (such as teachers and principals) and lunchroom workers are members of the Louisiana Teachers' Retirement System (TRS); other employees, such as custodial personnel and bus drivers, are members of the Louisiana School Employees' Retirement System (LSERS). Generally, all full-time employees are eligible to participate in the system.

With respect to the Teachers' Retirement System Regular Plan, normal retirement is at age 60 with ten years of service, or at any age with 20 years of service. The formula for annual maximum retirement benefits is generally two percent (with less than 25 years of service) or 2.5 percent (with 25 or more years of service) times the years of creditable service times the average salary of the 36 highest successive months (plus \$300 applicable to persons becoming members prior to July 1, 1986).

Under the Teachers' Retirement System Plan A, normal retirement is generally at any age with 30 or more years of creditable service, at age 55 with at least 25 years of creditable service and at age 60 with at least ten years of creditable service. The retirement benefit formula is generally three percent times the years of creditable service times the average salary of the 36 highest successive months plus \$24 per year of service.

Employees participating in the School Employees' Retirement System are eligible for normal retirement after 30 years of service, or after 25 years of service at age 55 or after ten years of service at age 60. The maximum retirement allowance is computed at 2.5 percent times the highest 36 months of average salary, times the years of service plus a supplement of \$2.00 per month times the years of service.

**Caldwell Parish School Board
Notes to the Financial Statements
June 30, 2009**

Both TRS and LSERS issue annual financial reports. The reports can be obtained by telephoning or writing to the following:

Teachers' Retirement System of Louisiana
Post Office Box 94123
Baton Rouge, Louisiana 70804-9123
(225) 925-6446

Louisiana School Employees' Retirement System
Post Office Box 44516
Baton Rouge, Louisiana 70804
(225) 925-6484

Funding Policy Each system is administered and controlled at the state level by a separate board of trustees, with contribution rates approved and amended by the Louisiana Legislature. Benefits of the systems are funded by employee and employer contributions. Benefits granted by the retirement systems are guaranteed by the state of Louisiana under provisions of the Louisiana Constitution of 1974. The School Board's employer contribution for the TRS, as provided by state law, is funded by deductions from local ad valorem taxes, and by remittances from the School Board. For the LSERS, the School Board's employer contribution is funded through annual appropriations.

In addition, the employer does not remit to the Teachers' Retirement System, Regular Plan, or Plan A, the employer's contribution for the professional improvement program (PIP) portion of payroll. The PIP contribution is made directly to the Retirement System by the state of Louisiana.

Contribution rates (as a percentage of covered salaries) for active plan members as established by the Louisiana Legislature for the year ended June 30, 2009, are as follows:

	<u>Employee</u>	<u>Employer</u>
Louisiana Teachers' Retirement System:		
Regular	8.0%	15.5%
Plan A	9.1%	15.5%
Louisiana School Employees' Retirement System	7.5%	17.8%

Total covered payroll of the School Board for TRS - Regular Plan, TRS - Plan A, and LSERS for the year ended June 30, 2009, amounted to \$8,957,778, \$16,764, and \$915,133, respectively. Employer contributions for the year ended June 30, 2009, and each of the two preceding years are as follows:

<u>Fiscal Year Ended</u>	<u>TRSL</u>	<u>LSERS</u>
June 30, 2007	\$1,197,545	\$165,207
June 30, 2008	1,404,201	158,561
June 30, 2009	1,391,054	162,899

NOTE 7 - OTHER POST EMPLOYMENT BENEFITS Effective with the fiscal year ended June 30, 2009, the School Board implemented Government Accounting Standards Board Statement Number 45, Accounting and Financial Reporting by Employers for Post Employment Benefits Other than Pensions (GASB 45).

Plan description - In accordance with state statutes, the School Board provides certain continuing health care and life insurance benefits for its retired employees on a pay-as-you-go basis. The School Board OPEB plan is a single employers defined benefit "substantive plan" as understood by past practices of the School Board and its employees. Although no written plan or trust currently exists or is sanctioned by law, the OPEB plan is reported based on communication to plan members. Also, no stand-alone financial report was prepared. Substantially all of the School Board's employees become eligible for these benefits if they reach normal retirement age while working for the School Board. These benefits and similar benefits for active employees are provided through the Office of Group Benefits, whose monthly premiums are paid jointly by the employee and the School Board.

Caldwell Parish School Board
Notes to the Financial Statements
June 30, 2009

Funding Policy - The contribution requirements of plan members and the School Board are established and may be amended by LRS 42:801-883. Employees do not contribute to their post employment benefits cost until they become retirees and begin receiving those benefits. The retirees contribute to the cost of retiree healthcare based on a rate schedule. Contribution amounts are approximately 25% retiree/75% employer of the stated costs of healthcare coverage.

The plan is currently financed on a “pay as you go basis”, with the School Board contributing \$665,014 for 139 retirees for the year ended June 30, 2009.

Annual Other Post Employment Benefit Cost and Liability - The School Board’s Annual Required Contribution (ARC) is an amount actuarially determined in accordance with GASB 45, which is being implemented for the year ended June 30, 2009. The ARC represents a level of funding that, if paid on an ongoing basis, would cover normal cost each year and amortize any unfunded actuarial liabilities (UAL) over a period of thirty years. A 30 year amortization period (the maximum amortization period allowed by GASB 45) is being used for post employment benefits. The level dollar amortization method was used. The total ARC for fiscal year 2009 is \$2,198,411 as set forth below:

Normal Cost	\$ 848,616
30-year UAL amortization amount	<u>1,349,795</u>
Annual required contribution (ARC)	<u>\$2,198,411</u>

Since this fiscal year is the first fiscal year for which GASB 45 is applicable for the School Board, no information for prior years has been included below or in the required supplemental information section following these notes to the financial statements.

The following table presents the School Board’s OPEB Obligation for fiscal year 2009:

Beginning Net OPEB Obligation July 1, 2008	\$ None
Annual required contribution	2,113,857
Interest on prior year Net OPEB Obligation	84,554
Adjustment to ARC	<u>-</u>
Annual OPEB Cost	\$2,198,411
Less current year retiree premiums	<u>(665,014)</u>
Increase in Net OPEB Obligation	<u>1,533,397</u>
Ending Net OPEB Obligation at June 30, 2009	<u>\$1,533,397</u>

Utilizing the pay as you go method, the School Board contributed 30% of the annual post employment benefits cost during 2009.

Funded Status and Funding Progress - Since the plan is not funded, the School Board’s entire actuarial accrued liability of \$23,340,691 was unfunded.

**Caldwell Parish School Board
Notes to the Financial Statements
June 30, 2009**

The funded status of the plan, as determined by an actuary as of July 1, 2008, was as follows:

Actuarial accrued liability (AAL)	\$23,340,691
Actuarial value of plan assets	-
Unfunded actuarial accrued liability (UAAL)	<u>23,340,691</u>
Funded ratio (actuarial value of plan assets/AAL)	0%
Covered payroll	\$10,479,735
UAAL as a percentage of covered payroll	222.72%

Actuarial Methods and Assumptions - Actuarial valuations of an ongoing plan involve estimates of the value of reported amounts and assumptions about the probability of occurrence of events far into the future. Examples include assumptions about future employment, mortality, and the healthcare cost trend. Amounts determined regarding the funded status of the plan and the annual required contributions of the employer are subject to continual revision as actual results are compared with past expectations and new estimates are made about the future.

Projections of benefits for financial reporting purposes are based on the substantive plan (the plan as understood by the employer and plan members) and include the types of benefits provided at the time of each valuation and the historical pattern of sharing of benefit costs between the employer and plan members to that point. The actuarial methods and assumptions used include techniques that are designed to reduce short-term volatility in actuarial accrued liabilities consistent with the long-term perspective of the calculations.

In the July 1, 2008, Caldwell Parish School Board actuarial valuation, the projected unit credit actuarial cost method was used. The actuarial assumptions included a 4% rate of return on investments. The expected rate on increase in healthcare costs was based on Pre-Medicare and Medicare eligible graduated down to an ultimate annual rate of 4%. The RP 2000 system table with floating Scale AA was used in making actuarial assumptions in regards to mortality rates. The trend assumption used for medical and pharmacy costs and retiree premiums range from 7.8% for 2008 to 5.6% for 2020 and ongoing. Withdrawal rates for employees range from 7% at age 25 to 2% at age 50. The disability rates range from .01% at age 25 to .47% at age 55. Retirement rates range from 5% at age 38 to 100% at age 72. The remaining amortization period at June 30, 2009 for other post employment benefits (OPEB) was twenty-nine years.

NOTE 8 - ACCOUNTS, SALARIES, AND OTHER PAYABLES Payables at year-end are as follows:

	General	Capital Project	Other Governmental	Total
Salaries	\$ 762,401	\$ -	\$ 282,592	\$ 1,044,993
Accounts	901,980	792,096	31,904	1,725,980
Total	\$ 1,664,381	\$ 792,096	\$ 314,496	\$ 2,770,973

NOTE 9 - COMPENSATED ABSENCES At June 30, 2009, employees of the School Board have accumulated and vested \$559,318 of employee leave benefits, including \$7,994 in payroll-related benefits, which were computed in accordance with GASB Codification Section C60.

Caldwell Parish School Board
Notes to the Financial Statements
June 30, 2009

NOTE 10 - OPERATING LEASES The School Board leases equipment under noncancellable operating leases. Total costs for such leases were \$17,874 for the year. The future minimum lease payments for these leases are as follows:

Fiscal year:	
2010	\$ 24,700
2011	18,349
2012	9,874
2013	4,659
2014	<u>2,628</u>
Total	<u>\$60,210</u>

NOTE 11 - AGENCY FUND DEPOSITS DUE OTHERS A summary of changes in agency fund deposits due others for the year follows:

	Balance at Beginning of year	Additions	Deletions	Balance at Ending of year
Agency funds:				
School activities agency	\$ 302,044	\$ 685,945	\$ 674,713	\$ 313,276
Scholarship Fund	2,507	31	-	2,538
4-H Scholarship	331	200	300	231
Total	<u>\$ 304,882</u>	<u>\$ 686,176</u>	<u>\$ 675,013</u>	<u>\$ 316,045</u>

NOTE 12 - LONG-TERM LIABILITIES The following is a summary of the long-term obligation transactions for the year:

	Beginning Balance	Additions	Deletions	Ending Balance	Amounts Due Within One year
Governmental Activities					
Bonds payable:					
Qualified zone academy bond (QZAB)	\$ 95,454	\$ -	\$ 12,727	\$ 82,727	\$ 12,727
General Obligation Bonds, Series 2008	-	8,500,000	195,000	8,305,000	275,000
Other liabilities:					
OPEB Liability	-	1,533,397	-	1,533,397	-
Workers' compensation claims	13,465	39,754	39,173	14,046	-
Compensated absences	420,360	274,566	135,608	559,318	135,608
Governmental Activities					
Long-term liabilities	<u>\$ 529,279</u>	<u>\$ 10,347,717</u>	<u>\$ 382,508</u>	<u>\$ 10,494,488</u>	<u>\$ 423,335</u>

In February 2002, the School Board received \$175,000 from Qualified Zone Academy Bonds. The Qualified Zone Academy Bond Program is a federal program offered to school districts to acquire interest-free debt for selected projects. The federal government covers all the interest on the bonds.

Caldwell Parish School Board
Notes to the Financial Statements
June 30, 2009

The School Board issued \$8,500,000 in General Obligation Bonds, Series 2008 on July 1, 2008. The principal and interest are to be paid March 1, 2009 through March 1, 2028. The interest rate is 4.750%. The proceeds, as stated in the official bond issue, are to be used by the School Board "for the purpose of acquiring and/or improving lands for building sites and playgrounds, including construction of necessary sidewalks and streets adjacent thereto; purchasing, erecting and/or improving school buildings and other school related facilities within and for the District and acquiring the necessary equipment and furnishings".

All principal and interest requirements are funded in accordance with Louisiana law by the annual ad valorem tax levy on taxable property within the parish. At June 30, 2009, the School Board has accumulated \$802,528 in the debt service funds for future debt requirements. Future bond requirements for payment of principal and interest are due as follows:

Year Ending June 30,	Qualified Zone	General Obligation		Total
	Academy Bond	Bonds		
	<u>Principal</u>	<u>Principal</u>	<u>Interest</u>	
2010	\$ 12,727	\$ 275,000	\$ 350,241	\$ 637,968
2011	12,727	290,000	333,741	636,468
2012	12,727	305,000	316,341	634,068
2013	12,727	315,000	302,998	630,725
2014	12,727	335,000	289,610	637,337
2015-2019	19,092	1,925,000	1,223,825	3,167,917
2020-2024	-	2,440,000	796,725	3,236,725
2025-2028	-	<u>2,420,000</u>	<u>254,940</u>	<u>2,674,940</u>
Total	<u>\$ 82,727</u>	<u>\$ 8,305,000</u>	<u>\$ 3,868,421</u>	<u>\$ 12,256,148</u>

In accordance with Louisiana Revised Statute 39:562, the School Board is legally restricted from incurring long-term bonded debt in excess of 35 percent of the assessed value of taxable property. At June 30, 2009, the statutory limit was \$12,599,768 and outstanding net bonded debt totaled \$7,585,199.

Long term debt is paid by the debt service funds. Compensated absences and worker's compensation liabilities attributable to the governmental activities will be liquidated 100% by the general fund.

NOTE 13 - INTERFUND ASSETS/TRANSFERS (FFS LEVEL ONLY)

Interfund Receivable/Payable:

<u>Receivable Fund</u>	<u>Payable Fund</u>	<u>Amount</u>
General	Other governmental	\$ 444,160
Other governmental	General Fund	8,210
Total		<u>\$ 452,370</u>

The purpose of the interfund assets/liabilities was to cover current-year expenditures on cost reimbursement programs until the reimbursement requests are received.

**Caldwell Parish School Board
Notes to the Financial Statements
June 30, 2009**

NOTE 14 - LITIGATION AND CONTINGENCIES

Litigation At June 30, 2009, the School Board was involved in various litigations. It is the opinion of legal counsel for the School Board that ultimate resolution of these lawsuits would not materially affect the financial statements.

Grant Disallowances The School Board participates in a number of state and federally assisted grant programs. The programs are subject to compliance audits under the single audit approach. Such audits could lead to requests for reimbursement by the grantor agency for expenditures disallowed under terms of the grants. School Board management believes that the amount of disallowances, if any, which may arise from future audits will not be material.

Construction Projects The School Board approved a total of \$7,324,116 in construction projects, in which these were for Caldwell Pre K Center, Union Elementary, Kelly Elementary, Grayson Elementary and CPHS Fine Arts building and Field House. A total of \$4,351,981 were remaining to complete these projects at fiscal year ended June 30, 2009.

Tax Arbitrage Rebate Under the Tax Reform Act of 1986, interest earned on the debt proceeds in excess of interest expense prior to the disbursement of the proceeds must be rebated to the Internal Revenue Service (IRS). Management believes there is no tax arbitrage rebate liability at year end.

NOTE 15 - RISK MANAGEMENT The School Board initiated a risk management program for workers' compensation in 1991. It joined a pool of school boards in Northeast Louisiana in order to share workers' compensation cost. The School Board's share of risk is determined by calculating its percentage of the total manual premium of the group. The risk allocated to the School Board for the year ended June 30, 2009, was 26.00%. Premiums and claims are paid by the general fund.

Changes in the claims amount in previous fiscal years were as follows:

<u>Years Ended June 30,</u>	<u>Beginning of Fiscal Year Liability</u>	<u>Claims and Changes in Estimates</u>	<u>Benefit Payment and Claims</u>	<u>Ending of Fiscal Year Liability</u>
2007	\$ 32,205	\$ 29,678	\$ 47,985	\$ 13,898
2008	13,898	36,648	37,081	13,465
2009	13,465	39,754	39,173	14,046

An excess coverage insurance policy covers individual claims in excess of \$250,000. Maximum retention exposure for aggregate claims amounts to \$1,000,000. Claims payable of \$14,046 as of June 30, 2009, has been accrued as a liability. The liability at June 30, 2009, was provided by the third-party administrator. The liability does not include incremental costs.

The School Board continues to carry commercial insurance for all other risks of loss. Settled claims resulting from these risks have not exceeded commercial insurance coverage in any of the past three fiscal years.

NOTE 16 - ON-BEHALF PAYMENTS FOR FRINGE BENEFITS AND SALARIES On-behalf payments for fringe benefits and salaries are direct payments made by an entity (the paying agent) to a third-party recipient for the employees of another, legally separate entity (the employer entity). GASB Statement No. 24 requires employer governments to recognize revenue and expenditures or expenses for these on-behalf payments.

Caldwell Parish School Board
Notes to the Financial Statements
June 30, 2009

The state of Louisiana made pension contributions (regarding Professional Improvement Program) directly to the Teachers' Retirement System of Louisiana on behalf of the School Board in the amount of \$4,782. This amount was recognized as state revenue with a corresponding expenditure in the applicable fund from which the salary was paid.

NOTE 17 - ECONOMIC DEPENDENCY Statement of Financial Accounting Standard (SFAS) No. 14 requires disclosure in financial statements of a situation where one entity provides more than 10% of the audited entity's revenues. The Minimum Foundation Funding provided by the state to all public school systems in Louisiana is primarily based on October 1 student count. The state provided \$10,908,315 to the School Board, which represents approximately 56% of the School Board's total revenue for the year.

NOTE 18 - SUBSEQUENT EVENTS The School Board issued \$7,000,000 in general obligation bonds, series 2009 on September 1, 2009. The principal and interest are to be repaid beginning March 1, 2010 and ending March 1, 2029. The interest rate varies between 3.50% and 6.00%. The proceeds, as stated in the official bond issue, are to be used by the School Board "for the purpose of acquiring and/or improving lands for building sites and playgrounds, including construction of necessary sidewalks and streets adjacent thereto; purchasing, erecting and/or improving school buildings and other school related facilities within and for the District and acquiring the necessary equipment and furnishings". The \$7,000,000 constitutes the second and final issuance of \$15,500,000 of bonds authorized in an election held in the District on March 8, 2008.

REQUIRED SUPPLEMENTAL INFORMATION

Caldwell Parish School Board

**SCHEDULE OF FUNDING PROGRESS FOR OTHER POST-EMPLOYMENT BENEFIT PLAN
JUNE 30, 2009**

Fiscal Year Ended	Actuarial Valuation Date	(a) Actuarial Value of Assets	(b) Actuarial Accrued Liability (AAL)	(b-a) Unfunded AAL (UAAL)	(a/b) Funded Ratio	(c) Covered Payroll	(b-a/c) UAAL as a Percentage of Covered Payroll
June 30, 2009	7/1/2008	\$ -	\$ 23,340,691	\$ 23,340,691	0%	\$ 10,479,735	222.72%

Caldwell Parish School Board

Budgetary Comparison Schedule

General Fund With Legally Adopted Annual Budgets

GENERAL FUND The general fund accounts for all activities of the School Board except those that are accounted for in other funds.

CALDWELL PARISH SCHOOL BOARD

GENERAL FUND
Budgetary Comparison Schedule
For the Year Ended June 30, 2009

Exhibit 1-1

	BUDGETED AMOUNTS		ACTUAL AMOUNTS	VARIANCE WITH FINAL BUDGET POSITIVE (NEGATIVE)
	ORIGINAL	FINAL		
BUDGETARY FUND BALANCES, BEGINNING	\$ 3,303,493	\$ 2,599,770	\$ 2,599,770	\$ 0
Resources (inflows)				
Local sources:				
Ad valorem taxes	1,046,000	1,075,462	1,109,292	33,830
Interest earnings	70,000	40,000	41,080	1,080
Other	21,000	27,370	85,500	58,130
State sources:				
Equalization	10,484,420	10,490,317	10,490,315	(2)
Other	253,109	270,637	264,244	(6,393)
Federal sources	0	0	4,495	4,495
Insurance proceeds from loss	0	65,433	65,433	0
Amounts available for appropriations	<u>15,178,022</u>	<u>14,568,989</u>	<u>14,660,129</u>	<u>91,140</u>
Charges to appropriations (outflows)				
Instruction:				
Regular programs	5,536,953	5,582,941	5,610,308	(27,365)
Special programs	1,348,082	1,407,132	1,374,287	32,845
Other instructional programs	526,893	510,650	547,337	(36,687)
Support services:				
Student services	453,490	387,365	355,381	31,984
Instructional staff support	481,557	474,130	484,032	(9,902)
General administration	310,829	279,246	242,814	36,432
School administration	792,005	803,189	812,138	(8,949)
Business services	289,074	296,308	309,445	(13,137)
Plant services	752,881	833,047	782,277	50,770
Student transportation services	1,207,973	1,116,570	898,367	218,203
Central services	52,394	53,329	50,155	3,174
Food services	93,210	91,842	92,206	(364)
Capital Outlay	0	0	137,674	(137,674)
Total charges to appropriations	<u>11,845,341</u>	<u>11,835,749</u>	<u>11,696,419</u>	<u>139,330</u>
BUDGETARY FUND BALANCES, ENDING	<u>\$ 3,332,681</u>	<u>\$ 2,733,240</u>	<u>\$ 2,963,710</u>	<u>\$ 230,470</u>

**Caldwell Parish School Board
Notes to the Budgetary Comparison Schedule
For the Year Ended June 30, 2009**

A. BUDGETS

Formal budget integration (within the accounting records) is employed as a management control device. All budgets are controlled at the function level. Budget amounts included in the accompanying financial statements include the original adopted budget and all subsequent amendments. These revisions were considered insignificant by the Board.

Budget Basis of Accounting The major governmental funds' budgets are prepared on the modified accrual basis of accounting, a basis consistent with accounting principles generally accepted in the United States of America (GAAP). Budgeted amounts are originally adopted or amended by the Board. Legally, the Board must adopt a balanced budget; that is, total budgeted revenues and other financing sources including fund balance must equal or exceed total budgeted expenditures and other financing uses. State statutes require the Board to amend its budgets when revenues plus projected revenues within a fund are expected to be less than budgeted revenues by five percent or more and/or expenditures within a fund are expected to exceed budgeted expenditures by five percent or more. The School Board approves budgets at the function level and management can transfer amounts between line items within a function.

CALDWELL PARISH SCHOOL BOARD

**Notes to Budgetary Comparison Schedule
For the Year Ended June 30, 2009**

**Note B - Budget to GAAP Reconciliation - Explanation of differences
between budgetary inflows and GAAP revenues**

	GENERAL FUND
<u>Sources/inflows of resources:</u>	
Actual amounts (budgetary basis) "available for appropriation" from the Budgetary Comparison Schedule	\$ 14,660,129
The fund balance at the beginning of the year is a budgetary resource but is not a current year revenue for financial reporting purposes	(2,599,770)
Total revenues as reported on the Statement of Revenues, Expenditures, and Changes in Fund Balances - Governmental Funds	12,060,359
<u>Uses/outflows of resources:</u>	
Actual amounts (budgetary basis) "Total charges to appropriations" from the Budgetary Comparison Schedule	11,696,419
Total expenditures as reported on the Statement of Revenues, Expenditures, and Changes in Fund Balances - Governmental Funds	\$ 11,696,419

Caldwell Parish School Board

SUPPLEMENTAL INFORMATION

CALDWELL PARISH SCHOOL BOARD
NONMAJOR GOVERNMENTAL FUNDS
Combining Balance Sheet - By Fund Type
June 30, 2009

Exhibit 2

	SPECIAL REVENUE	DEBT SERVICE	TOTAL
ASSETS			
Cash and cash equivalents	\$ 764,169	\$ 797,118	\$ 1,561,287
Investments	136,598	0	136,598
Receivables	721,795	5,410	727,205
Interfund receivables	8,210	0	8,210
Inventory	50,280	0	50,280
TOTAL ASSETS	1,681,052	802,528	2,483,580
 LIABILITIES AND FUND BALANCES			
Liabilities:			
Accounts, salaries and other payables	314,496	0	314,496
Interfund payables	444,160	0	444,160
Deferred revenue	8,827	0	8,827
Total Liabilities	767,483	0	767,483
 Fund Balances:			
Reserved for inventory	42,375	0	42,375
Reserved for debt service	0	802,528	802,528
Unreserved and undesignated	871,194	0	871,194
Total Fund Balances	913,569	802,528	1,716,097
TOTAL LIABILITIES AND FUND BALANCES	\$ 1,681,052	\$ 802,528	\$ 2,483,580

CALDWELL PARISH SCHOOL BOARD

NONMAJOR GOVERNMENTAL FUNDS
 Combining Statement of Revenues, Expenditures,
 and Changes in Fund Balances - By Fund Type
 For the Year Ended June 30, 2009

Exhibit 3

	SPECIAL REVENUE	DEBT SERVICE	TOTAL
REVENUES			
Local sources:			
Taxes:			
Ad valorem	\$ 356,825	\$ 1,269,279	\$ 1,626,104
Sales tax	1,806,314	0	1,806,314
Interest earnings	5,569	22,738	28,307
Food services	168,263	0	168,263
Other	55,264	0	55,264
State sources:			
Equalization	418,000	0	418,000
Other	1,077,910	0	1,077,910
Federal sources			
	2,150,604	0	2,150,604
Total Revenues	<u>6,038,749</u>	<u>1,292,017</u>	<u>7,330,766</u>
EXPENDITURES			
Current:			
Instruction:			
Regular programs	1,344,894	0	1,344,894
Special programs	692,942	0	692,942
Other instructional programs	928,823	0	928,823
Support services:			
Student services	156,419	0	156,419
Instructional staff support	783,800	0	783,800
General administration	158,886	43,795	202,681
School administration	120,924	0	120,924
Business services	29,958	0	29,958
Plant services	373,650	0	373,650
Student transportation services	135,016	0	135,016
Central services	5,824	0	5,824
Food services	1,196,867	0	1,196,867
Capital outlay	5,389	0	5,389
Debt service:			
Principal retirement	0	207,727	207,727
Interest and bank charges	0	241,765	241,765
Total Expenditures	<u>5,933,392</u>	<u>493,287</u>	<u>6,426,679</u>
EXCESS (Deficiency) OF REVENUES OVER EXPENDITURES	105,357	798,730	904,087
FUND BALANCES - BEGINNING	<u>808,212</u>	<u>3,798</u>	<u>812,010</u>
FUND BALANCES - ENDING	<u>\$ 913,569</u>	<u>\$ 802,528</u>	<u>\$ 1,716,097</u>

**Caldwell Parish School Board
Nonmajor Special Revenue Funds**

SCHOOL FOOD SERVICE Through cash grants and food donations, the school food service fund assists in providing a nutritious breakfast and lunch service for school students and encourages the domestic consumption of nutritious agricultural commodities.

EXTENDED SUMMER PROGRAM This program provides financial assistance to assist school boards in offering summer school classes.

SPECIAL EDUCATION

SPECIAL EDUCATION - PRESCHOOL GRANTS These grants to states assist them in providing a free, appropriate public education to preschool disabled children aged three through five years.

SPECIAL EDUCATION - STATE GRANTS These grants to states assist them in providing a free appropriate public education to all children with disabilities.

AWARD OF STATE FUNDS FOR CONTRACT SERVICES These funds provide financial assistance for contract services for speech, physical and occupational therapy.

MEDICAID Medicaid provides financial assistance to states for payments of medical assistance on behalf of cash assistance recipients, children, pregnant women, the aged who meet income and resource requirements, and other categorically-eligible groups.

OTHER MISCELLANEOUS The purpose of this fund is to account for various state and federal grants such as LA4, vocational education, etc.

TITLE I Title I improves the educational opportunities of educationally deprived children by helping them succeed in the regular school program, attain grade level proficiency and improve achievement in basic and more advanced skills. It is designed primarily to provide instructional activities to educationally deprived children that reside in low-income areas who have been selected on the basis of a needs assessment. These services supplement, not supplant, those normally provided by state and local educational agencies.

TITLE IV This program was designed to establish state and local programs of alcohol and drug abuse education and prevention coordinated with related community efforts and resources.

TITLE II This program is designed to improve the learning of students by hiring additional, highly-qualified teachers, to reduce class sizes especially in the early grades, to enable children to attend smaller classes.

TITLE V To assist state and local educational agencies in the reform of elementary and secondary education.

SALES TAX Accounts for the collection and distribution of the sales and use taxes in accordance with the propositions approved by the voters of Caldwell Parish.

SPECIAL MAINTENANCE The maintenance fund accounts for the proceeds of ad valorem taxes levied to maintain and improve school facilities in the parish.

**Caldwell Parish School Board
Nonmajor Special Revenue Funds**

ADULT EDUCATION Adult Education improves educational opportunities for adults and encourages the establishment of programs that will enable all adults to acquire basic educational skills necessary to function in a literate society, enable adults who so desire to complete secondary school, and enable adults to benefit from job training and retraining programs and obtain productive employment to more fully enjoy the benefits and responsibilities of citizenship.

Special emphasis is given to programs of instruction in computational skills and in speaking, reading, or writing English for those adults who are educationally disadvantaged.

8G This grant was designed to provide computer-assisted instruction to staff in order for them to have a working knowledge of using the Internet in the classroom.

RURAL EDUCATION ACHIEVEMENT To provide financial assistance to rural districts to carry out activities to help improve the quality of teaching and learning.

JAG To provide assistance to graduates in finding employment in the work force.

PHYSICAL EDUCATION GRANT To provide financial assistance to initiate, expand, and improve physical education programs.

LOUISIANA PRESCHOOL GRANT To provide financial assistance to develop educational programs for preschool children.

ENHANCING EDUCATION THRU TECHNOLOGY To assist students in improving their understanding of new technology.

CALDWELL PARISH SCHOOL BOARD

NONMAJOR SPECIAL REVENUE FUNDS

Combining Balance Sheet

June 30, 2009

	<u>SCHOOL FOOD SERVICE</u>	<u>EXTENDED SUMMER PROGRAM</u>	<u>SPECIAL EDUCATION</u>	<u>MEDICAID</u>
ASSETS				
Cash and cash equivalents	\$ 71,519	\$ 0	\$ 0	\$ 112,848
Investments	2,582	0	0	0
Receivables	5,117	4,825	81,177	0
Interfund receivables	0	0	0	0
Inventory	50,280	0	0	0
TOTAL ASSETS	<u>129,498</u>	<u>4,825</u>	<u>81,177</u>	<u>112,848</u>
LIABILITIES AND EQUITY				
Liabilities				
Accounts, salaries and other payables	51,098	0	19,871	1,870
Interfund payable	0	2,555	61,308	0
Deferred revenues	7,905	0	0	0
Total Liabilities	<u>59,003</u>	<u>2,555</u>	<u>81,177</u>	<u>1,870</u>
Equity				
Fund Balances:				
Reserved for inventory	42,375	0	0	0
Unreserved and undesignated	28,120	2,270	0	110,978
TOTAL EQUITY	<u>70,495</u>	<u>2,270</u>	<u>0</u>	<u>110,978</u>
TOTAL LIABILITIES AND FUND EQUITY	<u>\$ 129,498</u>	<u>\$ 4,825</u>	<u>\$ 81,177</u>	<u>\$ 112,848</u>

Exhibit 4

OTHER MISCELLANEOUS	TITLE I	TITLE IV	TITLE II	TITLE V	SALES TAX
\$ 145,512	\$ 0	\$ 193	\$ 10,171	\$ 0	\$ 102,025
0	0	0	0	0	0
290,536	85,990	0	8,036	231	150,817
8,210	0	0	0	0	0
0	0	0	0	0	0
<u>444,258</u>	<u>85,990</u>	<u>193</u>	<u>18,207</u>	<u>231</u>	<u>252,842</u>
27,306	45,081	0	7,369	0	100,723
274,135	40,909	193	10,838	231	0
922	0	0	0	0	0
<u>302,363</u>	<u>85,990</u>	<u>193</u>	<u>18,207</u>	<u>231</u>	<u>100,723</u>
	0	0	0	0	0
<u>141,895</u>	<u>0</u>	<u>0</u>	<u>0</u>	<u>0</u>	<u>152,119</u>
<u>141,895</u>	<u>0</u>	<u>0</u>	<u>0</u>	<u>0</u>	<u>152,119</u>
<u>\$ 444,258</u>	<u>\$ 85,990</u>	<u>\$ 193</u>	<u>\$ 18,207</u>	<u>\$ 231</u>	<u>\$ 252,842</u>

(CONTINUED)

CALDWELL PARISH SCHOOL BOARD

NONMAJOR SPECIAL REVENUE FUNDS

Combining Balance Sheet

June 30, 2009

	SPECIAL MAINTENANCE	ADULT EDUCATION	8G	RURAL EDUCATION ACHIEVEMENT
ASSETS				
Cash and cash equivalents	\$ 312,257	\$ 0	\$ 0	\$ 758
Investments	134,016	0	0	0
Receivables	1,776	9,591	23,985	2
Interfund receivables	0	0	0	0
Inventory	0	0	0	0
TOTAL ASSETS	448,049	9,591	23,985	760
LIABILITIES AND EQUITY				
Liabilities				
Accounts, salaries and other payables	12,237	4,323	980	760
Interfund payable	0	5,268	23,005	0
Deferred revenues	0	0	0	0
Total Liabilities	12,237	9,591	23,985	760
Equity				
Fund Balances:				
Reserved for inventory	0	0	0	0
Unreserved and undesignated	435,812	0	0	0
TOTAL EQUITY	435,812	0	0	0
TOTAL LIABILITIES AND FUND EQUITY	\$ 448,049	\$ 9,591	\$ 23,985	\$ 760

Exhibit 4

JAG	PHYSICAL EDUCATION GRANT	LOUISIANA PRESCHOOL GRANT	ENHANCING EDUCATION THRU TECHNOLOGY	TOTAL
\$ 8,886	\$ 0	\$ 0	\$ 0	\$ 764,169
0	0	0	0	138,598
14,200	7,207	34,831	3,474	721,795
0	0	0	0	8,210
0	0	0	0	50,280
<u>23,086</u>	<u>7,207</u>	<u>34,831</u>	<u>3,474</u>	<u>1,681,052</u>
14,844	1,591	26,443	0	314,496
8,242	5,616	8,388	3,474	444,160
0	0	0	0	8,827
<u>23,086</u>	<u>7,207</u>	<u>34,831</u>	<u>3,474</u>	<u>767,483</u>
0	0	0		42,375
0	0	0	0	871,194
0	0	0	0	913,689
<u>\$ 23,086</u>	<u>\$ 7,207</u>	<u>\$ 34,831</u>	<u>\$ 3,474</u>	<u>\$ 1,681,052</u>

(CONCLUDED)

CALDWELL PARISH SCHOOL BOARD

NONMAJOR SPECIAL REVENUE FUNDS
Combining Statement of Revenues, Expenditures,
and Changes in Fund Balances
For the Year Ended June 30, 2009

	<u>SCHOOL FOOD SERVICE</u>	<u>EXTENDED SUMMER PROGRAM</u>	<u>SPECIAL EDUCATION</u>	<u>MEDICAID</u>
REVENUES				
Local sources:				
Taxes:				
Ad valorem	\$ 0	\$ 0	\$ 0	\$ 0
Sales tax	0	0	0	0
Interest earnings	117	0	0	0
Food services	168,263	0	0	0
Other	1,302	0	0	53,616
State sources:				
Equalization	418,000	0	0	0
Other	0	4,824	0	0
Federal sources	558,592	0	358,451	0
TOTAL REVENUES	1,146,274	4,824	358,451	53,616
EXPENDITURES				
Current:				
Instruction:				
Regular programs	0	0	0	0
Special programs	0	0	193,153	6,168
Other instructional programs	0	4,824	15,802	0
Support services:				
Student services	0	0	79,491	25,315
Instructional staff support	0	0	44,640	0
General administration	0	0	25,335	0
School administration	0	0	0	0
Business services	0	0	0	0
Plant services	0	0	0	0
Student transportation services	0	0	30	0
Central services	0	0	0	0
Food services	1,099,534	0	0	0
Capital outlay	0	0	0	0
TOTAL EXPENDITURES	1,099,534	4,824	358,451	31,483
EXCESS (Deficiency) OF REVENUES OVER EXPENDITURES	46,740	0	0	22,133
FUND BALANCES - BEGINNING	23,755	2,270	0	88,845
FUND BALANCES - ENDING	\$ 70,495	\$ 2,270	\$ 0	\$ 110,978

Exhibit 5

OTHER MISCELLANEOUS	TITLE I	TITLE IV	TITLE II	TITLE V	SALES TAX
\$ 0	\$ 0	\$ 0	\$ 0	\$ 0	\$ 0
0	0	0	0	0	1,806,314
0	0	0	0	0	834
0	0	0	0	0	0
0	0	0	0	0	0
0	0	0	0	0	0
569,078	0	0	0	0	0
239,552	540,656	9,539	146,971	1,251	0
<u>808,630</u>	<u>540,656</u>	<u>9,539</u>	<u>146,971</u>	<u>1,251</u>	<u>1,807,148</u>
123,975	0	0	94,413	0	808,721
0	0	0	0	0	292,767
270,558	350,068	6,914	25,052	1,164	87,629
0	0	0	2,705	0	48,908
452,479	150,129	2,438	8,350	0	89,518
15,123	39,982	187	10,838	87	43,553
970	477	0	5,613	0	108,698
0	0	0	0	0	29,958
0	0	0	0	0	73,514
5,137	0	0	0	0	129,676
0	0	0	0	0	5,824
0	0	0	0	0	97,333
0	0	0	0	0	0
<u>868,242</u>	<u>540,656</u>	<u>9,539</u>	<u>146,971</u>	<u>1,251</u>	<u>1,816,099</u>
(59,612)	0	0	0	0	(8,951)
<u>201,507</u>	<u>0</u>	<u>0</u>	<u>0</u>	<u>0</u>	<u>161,070</u>
<u>\$ 141,895</u>	<u>\$ 0</u>	<u>\$ 0</u>	<u>\$ 0</u>	<u>\$ 0</u>	<u>\$ 152,119</u>

(CONTINUED)

CALDWELL PARISH SCHOOL BOARD

NONMAJOR SPECIAL REVENUE FUNDS
 Combining Statement of Revenues, Expenditures,
 and Changes in Fund Balances
 For the Year Ended June 30, 2009

	SPECIAL MAINTENANCE	ADULT EDUCATION	8G	RURAL EDUCATION ACHIEVEMENT
REVENUES				
Local sources:				
Taxes:				
Ad valorem	\$ 356,825	\$ 0	\$ 0	\$ 0
Sales tax	0	0	0	0
Interest earnings	4,618	0	0	0
Food services	0	0	0	0
Other	346	0	0	0
State sources:				
Equalization	0	0	0	0
Other	61,400	8,829	34,808	0
Federal sources	0	30,953	0	37,363
TOTAL REVENUES	423,189	39,782	34,808	37,363
EXPENDITURES				
Current:				
Instruction:				
Regular programs	0	0	8,606	37,363
Special programs	0	0	0	0
Other Instructional programs	0	37,677	12,935	0
Support services:				
Student services	0	0	0	0
Instructional staff support	0	2,105	13,287	0
General administration	12,617	0	0	0
School administration	0	0	0	0
Business services	0	0	0	0
Plant services	300,136	0	0	0
Student transportation services	0	0	0	0
Central services	0	0	0	0
Food services	0	0	0	0
Capital outlay	5,389	0	0	0
TOTAL EXPENDITURES	318,142	39,782	34,808	37,363
EXCESS (Deficiency) OF REVENUES OVER EXPENDITURES	105,047	0	0	0
FUND BALANCES - BEGINNING	330,765	0	0	0
FUND BALANCES - ENDING	\$ 435,812	\$ 0	\$ 0	\$ 0

Exhibit 5

JAG	PHYSICAL EDUCATION GRANT	LOUISIANA PRESCHOOL GRANT	ENHANCING EDUCATION THRU TECHNOLOGY	TOTAL
\$ 0	\$ 0	\$ 0	\$ 0	\$ 356,825
0	0	0	0	1,806,314
0	0	0	0	5,569
0	0	0	0	168,263
0	0	0	0	55,264
0	0	0	0	418,000
50,000	0	269,135	79,836	1,077,910
50,000	177,276	0	0	2,150,604
100,000	177,276	269,135	79,836	6,038,749
4,178	157,464	42,101	68,073	1,344,894
0	0	200,854	0	692,942
94,653	0	20,841	706	928,823
0	0	0	0	156,419
1,169	8,648	0	11,057	783,800
0	11,164	0	0	158,886
0	0	5,166	0	120,924
0	0	0	0	29,958
0	0	0	0	373,650
0	0	173	0	135,016
0	0	0	0	5,824
0	0	0	0	1,196,867
0	0	0	0	5,389
100,000	177,276	269,135	79,836	5,933,392
0	0	0	0	105,357
0	0	0	0	808,212
\$ 0	\$ 0	\$ 0	\$ 0	\$ 913,569

(CONCLUDED)

**Caldwell Parish School Board
Agency Funds**

SCHOOL ACTIVITIES FUND The activities of the various individual school accounts are accounted for in the school activities agency fund. While the accounts are under the supervision of the School Board, they belong to the individual schools or their student bodies and are not available for use by the School Board.

4 - H SCHOLARSHIP FUND This scholarship agency fund is funded by voluntary employee contributions. The proceeds are used to provide an annual scholarship for an outstanding graduate.

SCHOLARSHIP FUND This scholarship fund is funded by public contributions. The proceeds are used to provide annual scholarships to outstanding graduates.

**Caldwell Parish School Board
Agency Funds**

**Combining Statement of Assets and Liabilities
June 30, 2009**

Exhibit 6

	<u>School Activities</u>	<u>4-H Scholarship</u>	<u>Scholarship Fund</u>	<u>Total</u>
Assets				
Cash and cash equivalents	<u>\$313,276</u>	<u>\$231</u>	<u>\$2,538</u>	<u>\$316,045</u>
Liabilities				
Deposits due student groups	<u>\$313,276</u>	<u>\$231</u>	<u>\$2,538</u>	<u>\$316,045</u>

**Caldwell Parish School Board
Agency Funds**

**Combining Statement of Changes in Assets and Liabilities
For the Year Ended June 30, 2009**

Exhibit 7

	<u>Balance, Beginning</u>	<u>Additions</u>	<u>Deductions</u>	<u>Balance, Ending</u>
SCHOOL ACTIVITIES FUND				
Assets				
Cash and cash equivalents	<u>\$ 302,044</u>	<u>\$ 685,945</u>	<u>\$ 674,713</u>	<u>\$ 313,276</u>
Liabilities				
Deposits due student groups	<u>302,044</u>	<u>685,945</u>	<u>674,713</u>	<u>313,276</u>
4-H SCHOLARSHIP FUND				
Assets				
Cash and cash equivalents	<u>331</u>	<u>200</u>	<u>300</u>	<u>231</u>
Liabilities				
Deposits due student groups	<u>331</u>	<u>200</u>	<u>300</u>	<u>231</u>
SCHOLARSHIP FUND				
Assets				
Cash and cash equivalents	<u>2,507</u>	<u>31</u>	<u>-</u>	<u>2,538</u>
Liabilities				
Deposits due student groups	<u>2,507</u>	<u>31</u>	<u>-</u>	<u>2,538</u>
TOTAL				
Assets				
Cash and cash equivalents	<u>304,882</u>	<u>686,176</u>	<u>675,013</u>	<u>316,045</u>
Liabilities				
Deposits due student groups	<u>\$ 304,882</u>	<u>\$ 686,176</u>	<u>\$ 675,013</u>	<u>\$ 316,045</u>

**Caldwell Parish School Board
School Activities Agency Fund**

**Schedule of Changes in Deposits Due Others
For the Year Ended June 30, 2009**

Exhibit 8

<u>School</u>	<u>Balance, Beginning</u>	<u>Additions</u>	<u>Deductions</u>	<u>Balance, Ending</u>
Caldwell Parish High	\$ 99,547	\$ 389,196	\$ 374,663	\$ 114,080
Caldwell Parish Junior High	77,920	73,674	86,591	65,003
Central Elementary	10,661	67,399	65,340	12,720
Columbia Elementary	70,677	70,970	63,680	77,967
Grayson Elementary	17,046	63,597	65,326	15,317
Kelly Elementary	<u>26,193</u>	<u>21,109</u>	<u>19,113</u>	<u>28,189</u>
Total	<u><u>\$ 302,044</u></u>	<u><u>\$ 685,945</u></u>	<u><u>\$ 674,713</u></u>	<u><u>\$ 313,276</u></u>

**Caldwell Parish School Board
General**

**Schedule of Compensation Paid Board Members
For the Year Ended June 30, 2009**


Exhibit 9

The schedule of compensation paid School Board members is in compliance with House Concurrent Resolution No. 54 of the 1979 Session of the Louisiana Legislature. Compensation of the School Board members is included in the general administrative expenditures of the general fund. In accordance with Louisiana Revised Statute 17:56, the School Board members have elected the monthly payment method of compensation. Under this method, each member of the School Board receives \$425 per month and the Executive Committee members receive \$475 per month.

<u>Board Member</u>	<u>Amount</u>
John Garrett, President	\$5,700
C. R. Martin, Vice President	5,700
David May	553
Mark May	5,700
Russell Flint	5,100
Baron Glass	5,100
Hershel Volentine	5,700
Carolyn Cornwell	<u>4,322</u>
Total	<u><u>\$37,875</u></u>

Caldwell Parish School Board

SINGLE AUDIT INFORMATION



ALLEN, GREEN & WILLIAMSON, LLP

CERTIFIED PUBLIC ACCOUNTANTS

P. O. Box 6075

Monroe, LA 71211-6075

2441 Tower Drive
Monroe, LA 71201

Telephone: (318) 388-4422

Fax: (318) 388-4664

Toll-free: (888) 741-0205

www.allengreencpa.com

Tim Green, CPA
Margie Williamson, CPA
Amy Tynes, CPA

Aimee Buchanan, CPA
Diane Ferschoff, CPA
Joshua Legg, CPA
Quint Martin, CPA
Brian McBride, CPA
Cindy Thomason, CPA
Angie Williamson, CPA

Bruce L. Allen, CPA
(Retired) 1963 - 2000

Report on Internal Control Over Financial Reporting and on Compliance and Other Matters Based on an Audit of Financial Statements Performed in Accordance With Government Auditing Standards

Board Members
Caldwell Parish School Board
Columbia, Louisiana

We have audited the financial statements of the governmental activities, each major fund, and the aggregate remaining fund information of the Caldwell Parish School Board, as of and for the year ended June 30, 2009, which collectively comprise the School Board's basic financial statements and have issued our report thereon dated December 31, 2009.

We conducted our audit in accordance with auditing standards generally accepted in the United States of America and the standards applicable to financial audits contained in *Government Auditing Standards*, issued by the Comptroller General of the United States.

Internal Control Over Financial Reporting

In planning and performing our audit, we considered the School Board's internal control over financial reporting as a basis for designing our auditing procedures for the purpose of expressing our opinions on the financial statements, but not for the purpose of expressing an opinion on the effectiveness of the School Board's internal control over financial reporting. Accordingly, we do not express an opinion on the effectiveness of the School Board's internal control over financial reporting.

A control deficiency exists when the design or operation of a control does not allow management or employees, in the normal course of performing their assigned functions, to prevent or detect misstatements on a timely basis. A significant deficiency is a control deficiency, or combination of control deficiencies, that adversely affects the entity's ability to initiate, authorize, record, process, or report financial data reliably in accordance with generally accepted accounting principles such that there is more than a remote likelihood that a misstatement of the entity's financial statements that is more than inconsequential will not be prevented or detected by the entity's internal control.

A material weakness is a significant deficiency, or combination of significant deficiencies, that results in more than a remote likelihood that a material misstatement of the financial statements will not be prevented or detected by the entity's internal control.

Our consideration of internal control over financial reporting was for the limited purpose described in the first paragraph of this section and would not necessarily identify all deficiencies in internal control that might be significant deficiencies or material weaknesses. We did not identify any deficiencies in internal control over financial reporting that we consider to be material weaknesses, as defined above.

Compliance and Other Matters

As part of obtaining reasonable assurance about whether the School Board's financial statements are free of material misstatement, we performed tests of its compliance with certain provisions of laws, regulations, contracts, and grant agreements, noncompliance with which could have a direct and material effect on the determination of financial statement amounts. However, providing an opinion on compliance with those provisions was not an objective of our audit, and accordingly, we do not express such an opinion. The results of our tests disclosed one instance of noncompliance or other matter that is required to be reported under *Government Auditing Standards* described in the accompanying Schedule of Findings and Questioned Costs as item 09-F1.

We noted a certain matter that we reported to management of the School Board in a separate letter dated December 31, 2009.


The School Board's response to the finding identified in our audit is described in the accompanying corrective action plan for the current year findings and questioned costs. We did not audit the School Board's response and, accordingly, we express no opinion on it.

This report is intended solely for the information and use of the school board members, management, others within the entity, federal awarding agencies, and pass-through entities and is not intended to be and should not be used by anyone other than these specified parties. Although the intended use of this letter may be limited, under Louisiana Revised Statute 24:513 this letter is distributed by the Office of the Louisiana Legislative Auditor as a public document.

Allen, Green & Williamson, LLP

ALLEN, GREEN & WILLIAMSON, LLP

Monroe, Louisiana
December 31, 2009



ALLEN, GREEN & WILLIAMSON, LLP

CERTIFIED PUBLIC ACCOUNTANTS

P. O. Box 6075

Monroe, LA 71211-6075

2441 Tower Drive
Monroe, LA 71201

Telephone: (318) 388-4422

Fax: (318) 388-4664

Toll-free: (888) 741-0205

www.allengreencpa.com

Tim Green, CPA
Mergie Williamson, CPA
Amy Tynes, CPA

Aimee Buchanan, CPA
Diane Ferschoff, CPA
Joshua Legg, CPA
Quint Martin, CPA
Brian McBride, CPA
Cindy Thomason, CPA
Angie Williamson, CPA

Ernest L. Allen, CPA
(Retired) 1963 - 2000

Report on Compliance With Requirements Applicable to Each Major Program and on Internal Control Over Compliance in Accordance With OMB Circular A-133

Board Members

Caldwell Parish School Board
Columbia, Louisiana

Compliance

We have audited the compliance of Caldwell Parish School Board with the types of compliance requirements described in the OMB Circular A-133 Compliance Supplement that are applicable to each of its major federal programs for the year ended June 30, 2009. The School Board's major federal programs are identified in the summary of auditors' results section of the accompanying schedule of findings and questioned costs. Compliance with the requirements of laws, regulations, contracts, and grants applicable to each of its major federal programs is the responsibility of the School Board's management. Our responsibility is to express an opinion on the School Board's compliance based on our audit.

We conducted our audit of compliance in accordance with auditing standards generally accepted in the United States of America; the standards applicable to financial audits contained in *Government Auditing Standards*, issued by the Comptroller General of the United States; and OMB Circular A-133, *Audits of States, Local Governments, and Non-Profit Organizations*. Those standards and OMB Circular A-133 require that we plan and perform the audit to obtain reasonable assurance about whether noncompliance with the types of compliance requirements referred to above that could have a direct and material effect on a major federal program occurred. An audit includes examining, on a test basis, evidence about the School Board's compliance with those requirements and performing such other procedures as we considered necessary in the circumstances. We believe that our audit provides a reasonable basis for our opinion. Our audit does not provide a legal determination of the School Board's compliance with those requirements.

In our opinion, the School Board complied, in all material respects, with the requirements referred to above that are applicable to each of its major federal programs for the year ended June 30, 2009. However, the results of our auditing procedures disclosed instances of noncompliance with those requirements which are required to be reported in accordance with OMB Circular A-133 and which are described in the accompanying Schedule of Findings and Questioned Costs as items 09-F2, 09-F3, 09-F4, 09-F5, and 09-F6.

Internal Control Over Compliance

The management of the School Board is responsible for establishing and maintaining effective internal control over compliance with the requirements of laws, regulations, contracts, and grants applicable to federal programs. In planning and performing our audit, we considered the School Board's internal control over compliance with the requirements that could have a direct and material effect on a major federal program in order to determine our auditing procedures for the purpose of expressing our opinion on compliance, but not for the purpose of expressing an opinion on the effectiveness of internal control over compliance. Accordingly, we do not express an opinion on the effectiveness of the School Board's internal control over compliance.

Our consideration of internal control over compliance was for the limited purpose described in the preceding paragraph and would not necessarily identify all deficiencies in the entity's internal control that might be significant deficiencies or material weaknesses as defined below. However, as discussed below, we identified certain deficiencies in internal control over compliance that we consider to be significant deficiencies.

A control deficiency in an entity's internal control over compliance exists when the design or operation of a control does not allow management or employees, in the normal course of performing their assigned functions, to prevent or detect noncompliance with a type of compliance requirement of a federal program on a timely basis. A significant deficiency is a control deficiency, or combination of control deficiencies, that adversely affects the entity's ability to administer a federal program such that there is more than a remote likelihood that noncompliance with a type of compliance requirement of a federal program that is more than inconsequential will not be prevented or detected by the entity's internal control. We consider the deficiencies in internal control over compliance described in the accompanying Schedule of Findings and Questioned Costs as items 09-F2, 09-F3, 09-F4, 09-F5, and 09-F6 to be significant deficiencies.

A material weakness is a significant deficiency, or combination of significant deficiencies, that results in more than a remote likelihood that material noncompliance with a type of compliance requirement of a federal program will not be prevented or detected by the entity's internal control. We did not consider any of the deficiencies described in the accompanying Schedule of Findings and Questioned Costs to be material weaknesses.

The School Board's response to the findings identified in our audit are described in the accompanying Corrective Action Plan for Current Year Audit Findings and Questioned Costs. We did not audit the School Board's response and, accordingly, we express no opinion on it.

This report is intended solely for the information and use of the school board members, management, others within the entity, federal awarding agencies, and pass-through entities and is not intended to be and should not be used by anyone other than these specified parties. Although the intended use of this report may be limited, under Louisiana Revised Statute 24:513 this report is distributed by the Office of the Louisiana Legislative Auditor as a public document.

Allen, Green & Williamson, LLP

ALLEN, GREEN & WILLIAMSON, LLP

Monroe, Louisiana
December 31, 2009

Caldwell Parish School Board
Schedule of Expenditures of Federal Awards
For the Year Ended June 30, 2009

FEDERAL GRANTOR/ PASS-THROUGH GRANTOR/PROGRAM NAME	CFDA <u>Number</u>	Pass-Through <u>Grantor No.</u>	<u>Expenditures</u>
United States Department of Agriculture			
Passed through Louisiana Department of Education:			
Child Nutrition Cluster:			
Non Cash Assistance (Commodities):			
National School Lunch Program	10.555	N/A	\$ 56,003
Cash Assistance:			
School Breakfast Program	10.553	N/A	142,917
National School Lunch Program	10.555	N/A	<u>359,672</u>
Total Cash Assistance			<u>502,589</u>
Total United States Department of Agriculture			<u>558,592</u>
United States Department of Education			
Passed Through Louisiana Department of Education:			
Adult Education - State Grant Program	84.002	28-09-21-11	30,953
Title I Grants to Local Educational Agencies	84.010	09-T1-11	540,656
Special Education Cluster:			
Grants to States (Part B)	84.027	09-IB-11S	347,144
Preschool Grants	84.173	09-IP-11S	<u>15,802</u>
Total Special Education Clusters:			362,946
Vocational Education:			
Basic Grants to States	84.048	28-09-02-11	22,790
Title IV (Safe and Drug Free Schools)	84.186	09-70-11	9,539
State Grants for Innovative Programs - Title V	84.298	09-80-11	1,251
Title II (Improving Teacher Quality)	84.367	09-50-T2	146,971
Rural Education Achievement Program (REAP)	84.358	28-09-RE-11	<u>37,363</u>
Total United States Department of Education			217,914
Direct from United States Department of Education:			
Caldwell Literacy Improvement Club (CLIC)	84.364A	S364A080002	216,762
Carol M. White Physical Education Program	84.215F	Q215F070062-09	<u>177,276</u>
Total Direct from United States Department of Education			<u>394,038</u>
United States Department of Health & Human Services			
Passed through Louisiana Department of Education:			
Temporary Assistance to Needy Families -Jobs for America's Graduates	93.558	28-09-JA-11	<u>50,000</u>
TOTAL FEDERAL AWARDS			<u>\$ 2,155,099</u>

**Caldwell Parish School Board
Schedule of Expenditures of Federal Awards
For the Year Ended June 30, 2009**

NOTE 1 - GENERAL The accompanying Schedule of Expenditures of Federal Awards presents the activity of all federal awards programs of the Caldwell Parish School Board. The School Board reporting entity is defined in Note 1 to the School Board's basic financial statements. Federal awards received directly from federal agencies, as well as federal awards passed through other government agencies, are included in the schedule.

NOTE 2 - BASIS OF ACCOUNTING The accompanying Schedule of Expenditures of Federal Awards is presented using the modified accrual basis of accounting, which is described in Note 1 to the School Board's basic financial statements.

NOTE 3 - RELATIONSHIP TO BASIC FINANCIAL STATEMENTS Federal awards revenues are reported in the School Board's basic financial statements as follows:

Major Fund:	
General Fund	\$ 4,495
Nonmajor Special Revenue Funds:	
School Food Service	558,592
Special Education	358,451
Other Miscellaneous	239,552
Title I	540,656
Title IV	9,539
Title II (Improving Teacher Quality)	146,971
Title V	1,251
Adult Education	30,953
Rural Education Achievement	37,363
JAG	50,000
Physical Education Grant	177,276
Total	<u>\$ 2,155,099</u>

NOTE 4 - RELATIONSHIP TO FEDERAL FINANCIAL REPORTS Amounts reported in the accompanying schedule agree with the amounts reported in the related federal financial reports except for changes made to reflect amounts in accordance with accounting principles generally accepted in the United States of America.

NOTE 5 - MATCHING REVENUES For those funds that have matching revenues and state funding, federal expenditures were determined by deducting matching revenues from total expenditures.

NOTE 6 - NONCASH PROGRAMS The commodities received, which are noncash revenues, are valued using prices provided by the United States Department of Agriculture.

**Caldwell Parish School Board
Schedule of Findings and Questioned Costs
For the Year Ended June 30, 2009**

PART I – Summary of the Auditors Results

Financial Statement Audit

- i. The type of audit report issued was unqualified.
- ii. There were no significant deficiencies required to be disclosed by Government Auditing Standards, issued by the Comptroller General of the United States of America.
- iii. There was one instance of noncompliance considered material, as defined by the Government Auditing Standards, to the financial statement.

Audit of Federal Awards

- iv. There were five significant deficiencies required to be disclosed by OMB Circular A-133. The significant deficiencies were not considered to be a material weakness.
- v. The type of report the auditor issued on compliance for the major program was unqualified.
- vi. The audit disclosed five audit findings which the auditor is required to report under OMB Circular A-133, Section .510(a).
- vii. The major federal programs are:

Child Nutrition Cluster:

School Breakfast Program	CFDA#10.553
National School Lunch Program	CFDA#10.555

Special Education Cluster:

Grants to States (Part B)	CFDA#84.027
Preschool Grants	CFDA#84.173

Caldwell Literacy Improvement Club (CLIC)	CFDA#84.364A
---	--------------

- viii. The dollar threshold used to distinguish between Type A and Type B programs as described in OMB Circular A-133, Section .520(b) was \$300,000.
- ix. The auditee does qualify as a low-risk auditee under OMB Circular A-133, Section .530.

**Caldwell Parish School Board
Schedule of Findings and Questioned Costs
For the Year Ended June 30, 2009**

PART II – Findings related to the financial statements which are required to be reported in accordance with Government Auditing Standards generally accepted in the United States of America:

Reference # and title: 09-F1 Violation of the Public Bid Law

Entity-Wide or program /department specific: This finding is specific to the Caldwell Literacy Improvement Club (CLIC) Grant.

Criteria or specific requirement: The Louisiana State Bid Law R. S. 38:2212.1 reads in part, “all purchases of materials and supplies exceeding the sum of twenty thousand dollars to be paid out of public funds shall be advertised and let by contract to the lowest responsible bidder”.

Condition found: In testing bids, it was noted that the School Board purchased library books with grant funds from a vendor without soliciting for bids or quotes in accordance with the Louisiana State Bid Law.

Possible asserted effect (cause and effect):

Cause: Unknown.

Effect: The School Board did not meet the requirements of the Louisiana State Bid Law.

Recommendations to prevent future occurrences: The School Board should establish procedures to ensure the requirements of the bid law are followed for all future purchases.

**Caldwell Parish School Board
Schedule of Findings and Questioned Costs
For the Year Ended June 30, 2009**

PART III – Findings and questioned costs for federal awards which are required to be reported under OMB Circular A-133 Section .510(a):

Reference # and title: 09-F2 Violation of the Code of Federal Regulations (CFR 215.43)

Federal program and specific Federal award identification: This finding relates to the Caldwell Literacy Improvement Club (CLIC), CFDA# 84.364A for the Federal Award Year 2008 received from Federal Agency: U. S. Department of Education.

Criteria or specific requirement: The Code of Federal Regulations (CFR) 215.43 states in part that “all procurements transactions shall be conducted in a manner to provide, to the maximum extent practical, open and free competition”.

Condition found: In testing the Caldwell Literacy Improvement Club (CLIC) federal grant, it was noted that the School Board purchased library books with grant funds from a vendor without soliciting for bids or quotes.

Possible asserted effect (cause and effect):

Cause: Unknown.

Effect: The School Board did not meet federal regulations regarding bids.

Recommendations to prevent future occurrences: The School Board should establish procedures to ensure the Code of Federal Regulations regarding procurements made with federal funds are followed.

Reference # and title: 09-F3 Income and Expense Report

Federal program and specific Federal award identification: This finding relates to the Child Nutrition Cluster: School Breakfast Program CFDA# 10.553 and National School Lunch Program CFDA# 10.555 for the Federal Award Year 2009 received from Federal Agency: U.S. Department of Agriculture, passed through the Louisiana Department of Education.

Criteria or specific requirement: At year end the School Board is required to submit the income and expense report to the Louisiana Department of Education for the fiscal year which should reflect amounts per the accounting records of the School Food Service fund based on the LDOE’s prescribed object codes and functions.

Condition found: When testing the income and expense for the year ended June 30, 2009, it was noted that the total expenses on the report submitted were understated in relation to the general ledger. The difference was mainly due to variations of the object codes used to calculate amounts. The School Board used variations of 610 (supplies) and 890 (miscellaneous expenses) object codes. However, the Supervisor did not realize that the multiple variations of accounts had to be added together in order to calculate the correct amount.

Possible asserted effect (cause and effect):

Cause: The School Board used variations of object codes of accounts for expenses which were not added into the calculation of total expense.

Effect: The income and expense report submitted by the School Board was understated.

**Caldwell Parish School Board
Schedule of Findings and Questioned Costs
For the Year Ended June 30, 2009**

PART III – Findings and questioned costs for federal awards which are required to be reported under OMB Circular A-133 Section .510(a):

Recommendations to prevent future occurrences: The School Board should implement procedures whereby the income and expense report is reviewed to ensure that the proper information is contained in the report and agrees to the accounting records of the School Food Service fund.

Reference # and title: **09-F4** **Child Nutrition Program Eligibility**

Federal program and specific Federal award identification: This finding relates to the Child Nutrition Cluster: School Breakfast Program CFDA# 10.553 and National School Lunch Program CFDA# 10.555 for the Federal Award Year 2009 received from the Federal Agency: U.S. Department of Agriculture, passed through the Louisiana Department of Education.

Criteria or specific requirement: A child's eligibility for free or reduced price meals under a child nutrition cluster program may be established by the submission of an annual application or statement which furnishes such information as family income and family size. School food authorities determine eligibility by comparing the data reported by the child's household to published income eligibility guidelines.

Condition found: A sample of twenty five students was selected from a listing of students receiving benefits. One student's application stated four people were in the household, but the computer system reflected there were six people in the household. According to the application, the student should have received reduced lunch, not free. Also, the child nutrition program of the School Board was monitored during the year by the Louisiana Department of Education, Division of Nutrition Assistance School Food Service Section and noted one student was approved free, but claimed as reduced from August, 2008 until the error was corrected in December, 2008.

Possible asserted effect (cause and effect):

Cause: Information entered from the application into the computer system was incorrect.

Effect: The students were not classified properly concerning the payment status of free, reduced or paid.

Recommendations to prevent future occurrences: Quality control procedures should be reviewed and revised as necessary to ensure that entries made into the computer system from student applications are correct.

Reference # and title: **09-F5** **Monthly Claims For Reimbursement**

Federal program and specific Federal award identification: This finding relates to the Child Nutrition Cluster: School Breakfast Program CFDA# 10.553 and National School Lunch Program CFDA# 10.555 for the Federal Award Year 2009 received from the Federal Agency: U.S. Department of Agriculture, passed through the Louisiana Department of Education.

Criteria or specific requirement: Participants in the Child Nutrition Program are reimbursed for meals served to students on a monthly basis. The Claim for Reimbursement (SFS-8) is prepared and submitted to the Louisiana Department of Education each month. Calculation of the amount to be reimbursed is based on the individual school reports (SFS-7) sent to the School Food Service department each month, which reflects the number of students under the free, reduced, and paid payment status.

**Caldwell Parish School Board
Schedule of Findings and Questioned Costs
For the Year Ended June 30, 2009**

PART III – Findings and questioned costs for federal awards which are required to be reported under OMB Circular A-133 Section .510(a):

Condition found: In testing two claims for reimbursement for the fiscal year ended June 30, 2009, it was noted that the total of the reimbursement for November, 2008 was under requested, whereas, the reimbursement for the month of March, 2009 was over requested. The net of these two requests selected resulted in the School Board requesting approximately \$3,200 too little.

Possible asserted effect (cause and effect):

Cause: Unknown.

Effect: The School Board's requests were incorrect which resulted in improper federal fund received.

Recommendations to prevent future occurrences: The School Board should implement procedures by which calculations are reviewed for errors before submitting to the state for reimbursement.

Reference # and title: 09-F6 Verification of Eligibility Selection

Federal program and specific Federal award identification: This finding relates to the Child Nutrition Cluster: School Breakfast Program CFDA# 10.553 and National School Lunch Program CFDA# 10.555 for Federal Award Year 2009 received from Federal Agency: U.S. Department of Agriculture, passed through the Louisiana Department of Education.

Criteria or specific requirement: The School Board is required to complete a verification process each school year to ensure applicants are eligible and are properly classified as free or reduced. Except as otherwise provided, the verification sample shall equal the lesser of 3 percent or 3,000 of all applications approved by the School Board for the school year, as of October 1. These applications should be selected from a population of error prone applications only.

Condition found: The Louisiana Department of Education, Division of Nutrition Assistance School Food Service Section monitored the School Board's Child Nutrition Program during the 2008-2009 school year. During the visit, it was noted that the School Board did not follow the procedures as outlined in USDA Eligibility Guidance for School Meals in determining sample size of error prone applications to be verified. Direct certification, homeless and migrant children were included in initial data. Additionally, the verification report submitted did not agree to supporting documentation.

Possible asserted effect (cause and effect):

Cause: Unknown.

Effect: The School Board did not meet federal requirements concerning verification of applications.

Recommendations to prevent future occurrences: The School Board should establish procedures to ensure the USDA Eligibility Guidance for School Meals and current USDA memos in determining sample size of applications are followed in the future.

Caldwell Parish School Board

OTHER INFORMATION

Caldwell Parish School Board
Summary Schedule of Prior Year Audit Findings
June 30, 2009

Reference # and title: **08-F1** **Child Nutrition Program Eligibility**

Year of Origination: This finding originated fiscal year ended June 30, 2008.

Condition found: A child's eligibility for free or reduced price meals under a child nutrition cluster program may be established by the submission of an annual application or statement which furnishes such information as family income and family size. School food authorities determine eligibility by comparing the data reported by the child's household to published income eligibility guidelines.

A sample of twenty five students was selected from a listing of students receiving benefits. One student was on the list but was not eligible to receive benefits and should not have been on the list. One student was receiving free meals but actually qualified for reduced meals because of a keypunch error in entering the income on the computer system. One name selected could not be tested because the application could not be found.

Corrective action planned: See current-year finding 09-F4.

Caldwell Parish School Board
Corrective Action Plan for Current Year Audit Findings and Questioned Costs
June 30, 2009

Reference # and title: **09-F1** **Violation of the Public Bid Law**

Entity-Wide or program /department specific: This finding is specific to the Caldwell Literacy Improvement Club (CLIC) Grant.

Condition: The Louisiana State Bid Law R. S. 38:2212.1 reads in part, "all purchases of materials and supplies exceeding the sum of twenty thousand dollars to be paid out of public funds shall be advertised and let by contract to the lowest responsible bidder".

In testing bids, it was noted that the School Board purchased library books with grant funds from a vendor without soliciting for bids or quotes in accordance with the Louisiana State Bid Law.

Corrective action planned: In September of 2008 representatives from three companies contacted the Caldwell Parish School System concerning the purchase of library books for the following elementary schools: Columbia Elementary, Grayson Elementary, Kelly Elementary, and Union Central Elementary. The three companies were Follett, Scholastic, and Davidson Books. Follett and Scholastic both requested that the elementary school send them a book list and in turn they would give a quote on the books on the list. Davidson Books was the only company that offered the services of a certified librarian to come into each school to make an individualized book list specific to the needs of each elementary school. The company did ask that we not share the list with other book companies. Due to the fact that we have no elementary librarians and a limited amount of time and personnel to make a book list, we accepted the offer of Davidson Books. Gloria Rains, a certified librarian and company representative, spent several weeks in our schools inventorying and compiling a list of selection titles specific for each library. The representative also volunteered her time to provide training free of charge and to shelf the new books upon arrival. Caldwell Parish accepted the sole source status on the selections grouped and chosen from Davidson Titles Inc. because Davidson Titles, Inc. was the only source that would enable us to receive this specific order in its entirety.

The requirements of the Louisiana State Bid Law will be followed for all future purchases.

Person responsible for corrective action:

Mr. John Sartin, Superintendent	Telephone: (318) 649-2689
Caldwell Parish School Board	Fax: (318) 649-0636
P. O. Box 1019	
Columbia, LA 71418-1019	

Anticipated completion date: Immediately.

Reference # and title: **09-F2** **Violation of the Code of Federal Regulations (CFR 215.43)**

Federal program and specific Federal award identification: This finding relates to the Caldwell Literacy Improvement Club (CLIC), CFDA# 84.364A for the Federal Award Year 2008 received from Federal Agency: U. S. Department of Education.

Condition: The Code of Federal Regulations (CFR) 215.43 states in part that "all procurements transactions shall be conducted in a manner to provide, to the maximum extent practical, open and free competition".

In testing the Caldwell Literacy Improvement Club (CLIC) federal grant, it was noted that the School Board purchased library books with grant funds from a vendor without soliciting for bids or quotes.

Caldwell Parish School Board
Corrective Action Plan for Current Year Audit Findings and Questioned Costs
June 30, 2009

Corrective action planned: In September of 2008 representatives from three companies contacted the Caldwell Parish School System concerning the purchase of library books for the following elementary schools: Columbia Elementary, Grayson Elementary, Kelly Elementary, and Union Central Elementary. The three companies were Follett, Scholastic, and Davidson Books. Follett and Scholastic both requested that the elementary school send them a book list and in turn they would give a quote on the books on the list. Davidson Books was the only company that offered the services of a certified librarian to come into each school to make an individualized book list specific to the needs of each elementary school. The company did ask that we not share the list with other book companies. Due to the fact that we have no elementary librarians and a limited amount of time and personnel to make a book list, we accepted the offer of Davidson Books. Gloria Rains, a certified librarian and company representative, spent several weeks in our schools inventorying and compiling a list of selection titles specific for each library. The representative also volunteered her time to provide training free of charge and to shelf the new books upon arrival. Caldwell Parish accepted the sole source status on the selections grouped and chosen from Davidson Titles Inc. because Davidson Titles, Inc. was the only source that would enable us to receive this specific order in its entirety.

The Code of Federal Regulations referencing procurements made with federal funds shall be followed in the future.

Person responsible for corrective action:

Mr. John Sartin, Superintendent
Caldwell Parish School Board
P. O. Box 1019
Columbia, LA 71418-1019

Telephone: (318) 649-2689
Fax: (318) 649-0636

Anticipated completion date: Immediately.

Reference # and title: **09-F3** **Income and Expense Report**

Federal program and specific Federal award identification: This finding relates to the Child Nutrition Cluster: School Breakfast Program CFDA# 10.553 and National School Lunch Program CFDA# 10.555 for the Federal Award Year 2009 received from Federal Agency: U.S. Department of Agriculture, passed through the Louisiana Department of Education.

Condition: At year end the School Board is required to submit the income and expense report to the Louisiana Department of Education for the fiscal year which should reflect amounts per the accounting records of the School Food Service fund based on the LDOE's prescribed object codes and functions.

When testing the income and expense for the year ended June 30, 2009, it was noted that the total expenses on the report submitted were understated in relation to the general ledger. The difference was mainly due to variations of the object codes used to calculate amounts. The School Board used variations of 610 (supplies) and 890 (miscellaneous expenses) object codes. However, the Supervisor did not realize that the multiple variations of accounts had to be added together in order to calculate the correct amount.

Corrective action planned: The School Food Service Supervisor and the Business Manager will coordinate with each other during the process of preparing the report. If object codes are different than the ones that are on the Income and Expense Report, then the SFS Supervisor will insure that the proper changes are made. The Business Manager or Accounts Payable Clerk will check the report before it is submitted. If there are obvious errors, then the errors will be corrected before the report is submitted.

Also, the Income and Expense Report for SFS must be in the State Office before the 10th of August each year; therefore, there is a month and a half lapse between the 10th of August and October 1st, the date that the Business Manager must have the AFR report completed. This time difference could cause errors, because there is always a possibility that revenue or expenditures could be posted after the SFS Report has been submitted. The SFS

Caldwell Parish School Board
Corrective Action Plan for Current Year Audit Findings and Questioned Costs
June 30, 2009

Supervisor has asked if there could be an amended report after the October 1 report has been submitted. We have not received a response from the Finance Department about this possibility. If the State Department will allow us to amend the SFS Report after October 1, then errors that might be made on the SFS Income and Expense Report submitted in August could be corrected. If not, then the School Food Service Department will possibly hold the report for two weeks after the due date and insure that all invoices have been paid.

Person responsible for corrective action:

Mr. John Sartin, Superintendent
Caldwell Parish School Board
P. O. Box 1019
Columbia, LA 71418-1019

Telephone: (318) 649-2689
Fax: (318) 649-0636

Anticipated completion date: Immediately.

Reference # and title: **09-F4** **Child Nutrition Program Eligibility**

Federal program and specific Federal award identification: This finding relates to the Child Nutrition Cluster: School Breakfast Program CFDA# 10.553 and National School Lunch Program CFDA# 10.555 for the Federal Award Year 2009 received from the Federal Agency: U.S. Department of Agriculture, passed through the Louisiana Department of Education.

Condition: A child's eligibility for free or reduced price meals under a child nutrition cluster program may be established by the submission of an annual application or statement which furnishes such information as family income and family size. School food authorities determine eligibility by comparing the data reported by the child's household to published income eligibility guidelines.

A sample of twenty five students was selected from a listing of students receiving benefits. One student's application stated four people were in the household, but the computer system reflected there were six people in the household. According to the application, the student should have received reduced lunch, not free.

Also, the child nutrition program of the School Board was monitored during the year by the Louisiana Department of Education, Division of Nutrition Assistance School Food Service Section and noted one student was approved free, but claimed as reduced from August, 2008 until the error was corrected in December, 2008.

Corrective action planned: To keep the eligibility errors from occurring, School Food Service has purchased a scanner, and all applications are scanned into the scanner. There is no data entered manually. There is a place in the computer program for checking the application after it is in the Nutrition Program. As the applications are checked, the applications are then downloaded to the cafeterias. The Child Nutrition Program also checks each application against each Cafeteria in the Parish to make sure that no child is coded in the POS with the wrong status.

All of the errors were corrected, and the money paid back to the State Finance Department in October, 2009. The School Food Service Department will also edit each month's reimbursement reports to correct the wrong status for each day the students ate in the cafeteria.

Person responsible for corrective action:

Mr. John Sartin, Superintendent
Caldwell Parish School Board
P. O. Box 1019
Columbia, LA 71418-1019

Telephone: (318) 649-2689
Fax: (318) 649-0636

Caldwell Parish School Board
Corrective Action Plan for Current Year Audit Findings and Questioned Costs
June 30, 2009

Anticipated completion date: October 2009.

Reference # and title: **09-F5** **Monthly Claims For Reimbursement**

Federal program and specific Federal award identification: This finding relates to the Child Nutrition Cluster: School Breakfast Program CFDA# 10.553 and National School Lunch Program CFDA# 10.555 for the Federal Award Year 2009 received from the Federal Agency: U.S. Department of Agriculture, passed through the Louisiana Department of Education.

Condition: Participants in the Child Nutrition Program are reimbursed for meals served to students on a monthly basis. The Claim for Reimbursement (SFS-8) is prepared and submitted to the Louisiana Department of Education each month. Calculation of the amount to be reimbursed is based on the individual school reports (SFS-7) sent to the School Food Service department each month, which reflects the number of students under the free, reduced, and paid payment status.

In testing two claims for reimbursement for the fiscal year ended June 30, 2009, it was noted that the total of the reimbursement for November, 2008 was under requested, whereas, the reimbursement for the month of March, 2009 was over requested. The net of these two requests selected resulted in the School Board requesting approximately \$3,200 too little.

Corrective action planned: The cause of the reimbursement claim for November 2008 being incorrect was that the Cafeteria Manager failed to add the preschool into the report for that month. When the auditors found this error in the February audit, it was too late to edit the report. This action must be done in the calendar year that it was made according to the state finance department.

The overpayment error was made when the data from the cafeteria was downloaded and manually entered into the computer.

The Secretary/Field Manager will check the reimbursement after the Supervisor has entered the data into the State SFS-8. The SFS Supervisor has called the Lunchbox Software Company to ask that a software program be written for numbers that are entered automatically from the schools to be uploaded to the State SFS-8. This procedure will eliminate the possibility for that kind of error to be made.

Person responsible for corrective action:

Mr. John Sartin, Superintendent Telephone: (318) 649-2689
Caldwell Parish School Board Fax: (318) 649-0636
P. O. Box 1019
Columbia, LA 71418-1019

Anticipated completion date: Immediately.

Reference # and title: **09-F6** **Verification of Eligibility Selection**

Federal program and specific Federal award identification: This finding relates to the Child Nutrition Cluster: School Breakfast Program CFDA# 10.553 and National School Lunch Program CFDA# 10.555 for Federal Award Year 2009 received from Federal Agency: U.S. Department of Agriculture, passed through the Louisiana Department of Education.

Condition: The School Board is required to complete a verification process each school year to ensure applicants are eligible and are properly classified as free or reduced. Except as otherwise provided, the verification sample for a

Caldwell Parish School Board
Corrective Action Plan for Current Year Audit Findings and Questioned Costs
June 30, 2009

school year shall equal the lesser of 3 percent or 3,000 of all applications approved by the School Board for the school year, as of October 1. These applications should be selected from a population of error prone applications only.

The Louisiana Department of Education, Division of Nutrition Assistance School Food Service Section monitored the School Board's Child Nutrition Program during the 2008-2009 school year. During the visit, it was noted that the School Board did not follow the procedures as outlined in USDA Eligibility Guidance for School Meals in determining sample size of error prone applications to be verified. Direct certification, homeless and migrant children were included in initial data. Additionally, the verification report submitted did not agree to supporting documentation.

Corrective action planned: The direct certification, homeless, and migrant children were added into that verification, because if homeless or migrant children are also directly certified, then the computer does not change these entries to migrant or homeless. If a child is already free from a Food Stamp application, then the directly certified are sometimes not changed unless the SFS Supervisor changes them manually. The error occurred when the SFS Supervisor was verifying the applications, because the child was on a food stamp application with a sibling who was not directly certified. If a child is in that situation, then when the list of directly certified is run for the managers to check, then the student will not appear on that list, but he will be listed on the food stamp roster, and those can be verified.

To stop those errors from re-occurring, the SFS Supervisor will check the direct certification applications, the migrant applications, and the homeless applications in the Central Office.

The revised Bulletin 1196 had not been made available to SFS Supervisors at the time of the audit; therefore, the Supervisor was using the old Bulletin 1196 which states that a SFS can verify as many applications as he/she wants to verify up to 100%. The SFS Supervisor called the Supervisor of School Food Service in the State Department at the time of the audit and was told that the information was made available on a memo from the state. The Supervisor could not find the memo, and when she called some of the other parishes they had not seen the memo either. The Caldwell Parish SFS, has always verified 10-15 applications more. Except for the two applications that were verified on the homeless children, the remaining applications were error free.


The SFS Supervisor now has an updated Bulletin 1196 and will follow these instructions as required. The exact number of applications will be verified.

Person responsible for corrective action:

Mr. John Sartin, Superintendent
Caldwell Parish School Board
P. O. Box 1019
Columbia, LA 71418-1019

Telephone: (318) 649-2689
Fax: (318) 649-0636

Anticipated completion date: Immediately.



ALLEN, GREEN & WILLIAMSON, LLP

CERTIFIED PUBLIC ACCOUNTANTS

P. O. Box 6075

Monroe, LA 71211-6075

2441 Tower Drive
Monroe, LA 71201

Telephone: (318) 388-4422

Fax: (318) 388-4664

Toll-free: (888) 741-0205

www.allengreencpa.com

Tim Green, CPA
Margie Williamson, CPA
Amy Tynes, CPA

Aimee Buchanan, CPA
Diane Ferschoff, CPA
Joshua Legg, CPA
Quint Martin, CPA
Brian McBride, CPA
Cindy Thomason, CPA
Angie Williamson, CPA

Ernest L. Allen, CPA
(Retired) 1963 - 2000

Management Letter

Board Members

Caldwell Parish School Board
Columbia, Louisiana

In planning and performing our audit of the financial statements of the governmental activities, each major fund, and the aggregate remaining fund information of the Caldwell Parish School Board for the year ended June 30, 2009 we considered the School Board's internal control to plan our auditing procedures for the purpose of expressing our opinions on the financial statements and not to provide assurance on the internal control.

However, during our audit, we noted a certain matter involving the internal control and other operational matters that is presented for your consideration. This letter does not affect our report dated December 31, 2009, on the financial statements of the School Board. We will review the status of this comment during our next audit engagement. Our comment and recommendation, all of which have been discussed with appropriate members of management, are intended to improve the internal control or result in other operating efficiencies. We will be pleased to discuss this comment in further detail at your convenience, to perform any additional study of this matter, or to assist you in implementing the recommendation. Our comment and management's response are summarized as follows:

09-M1 **Documentation and Adherence to Policy**

Comment: In testing vendor disbursements and travel reimbursements, we noted some insignificant exceptions. In testing of vendor disbursements there were three instances in which no purchase order was used or the purchase order was dated after the actual purchase, two instances in which the expenditure was not approved by the appropriate personnel, two invoices did not have supporting documentation and one invoice was not paid timely (within 30 days). When examining travel reimbursements, there were four exceptions in which the meal allowances did not appear accurate for two items, one item was charged to the wrong fund and two items did not have supporting documentation. It was also noted that some trips are paid in advance while others are not.

Recommendation: The School Board should ensure that all invoices have the supporting documentation approved by the appropriate personnel before being paid. Purchase orders should be used in accordance with the School Board's purchasing policy and be completed before the purchase is made. Reimbursements to personnel for travel should also have all the necessary supporting documentation before being paid. The travel policy of the School Board should be applied in a consistent manner in regards to travel advances.

Management's Response: The accounts payable check will be more diligent in applying travel guidelines to reimbursement requests. Travel advanced will not be made. Purchases for the Special Ed Department will be made only after the issuance of purchase orders. The innmate/janitor is now signing a time sheet daily in the school board office.

Included immediately following this letter is a Status of Prior Year Management Letter Item. This information has not been audited by Allen, Green & Williamson, LLP, and no opinion is expressed. However, we did follow-up on the prior management letter item and performed procedures to assess the reasonableness of the Status of Prior Management Letter Item prepared by Management, and we would report, as a current-year management letter item when Allen, Green & Williamson, LLP, concludes that the Status of Prior Year Management Letter Item materially misrepresents the status of any prior management letter item.

Our audit procedures are designed primarily to enable us to form opinions on the financial statements of the governmental activities, each major fund, and the aggregate remaining fund information of the School Board, as of and for the year ended June 30, 2009 which collectively comprise the School Board's basic financial statements, and therefore, may not reveal all weaknesses in policies and procedures that may exist.

This report is intended solely for the information and use of the School Board members, management, others within the entity, and federal awarding agencies and pass-through entities and is not intended to be and should not be used by anyone other than these specified parties. Although the intended use of these reports may be limited, under Louisiana Revised Statute 24:513, this report is distributed by the Office of the Louisiana Legislative Auditor as a public document.

Allen, Green & Williamson, LLP

ALLEN, GREEN & WILLIAMSON, LLP

Monroe, Louisiana
December 31, 2009

**Caldwell Parish School Board
Status of Prior Letter Item
June 30, 2009**

08-M1 School Activity Funds

Comment: We reviewed a report prepared by an independent CPA who reviewed the internal controls and processes over cash receipts and disbursements for seven schools. The report contained findings over certain areas.


The follow exceptions were noted for the 2007-2008 school year:

Cash: One school's bank reconciliation included three deposits listed as outstanding that were over 180 days old. At another school, the bank reconciliation did not agree with the general ledger by \$2,456.66 due to a deposit made on June 20, 2008 and not recorded in correct period in the accounting records.

Revenues: One school had five gate receipts tested and it was noted that all five had only one signature. Another school had one receipt that was part of a deposit which was \$85 dollars short of total receipts and five receipts which were not deposited in a timely manner. Another school had one receipt which was dated December 20, 2007, but was not deposited until January 7, 2008.

Expenditures: One school had 10 of 35 items selected for testing which were not properly canceled; adequate evidence of receipt of goods or services were not available for three payments in the amount of \$679.00, \$159.87, and \$900.00 and were paid without the appropriate invoices or other documentation; one check was not paid timely and a discount of \$26.58 was not taken; one check was posted incorrectly at \$647.00 while the actual check was \$647.98. Due to missing invoices at this school, it was not possible to determine if the expenditures were necessary, reasonable, or allowable. Another school had one invoice not properly canceled, one check for \$85.00 had no invoice or other adequate documentation, and one expenditure was reimbursing an employee for gasoline which is not an allowable expenditure.

Management's Response: Monthly comparisons of the cash balance in the balance sheet will be made with the bank reconciliation. Gate receipts will be verified by the two person's signatures. All expenditure payments will be made only with appropriate invoice or other documentation.



ALLEN, GREEN & WILLIAMSON, LLP

CERTIFIED PUBLIC ACCOUNTANTS

P. O. Box 6075

Monroe, LA 71211-6075

2441 Tower Drive
Monroe, LA 71201

Telephone: (318) 388-4422

Fax: (318) 388-4684

Toll-free: (888) 741-0205

www.allengreencpa.com

Tim Green, CPA
Margie Williamson, CPA
Amy Tynes, CPA

Aimee Buchanan, CPA
Diane Ferschoff, CPA
Quint Martin, CPA
Brian McBride, CPA
Cindy Thomason, CPA
Angie Williamson, CPA

Ernest L. Allen, CPA
(Retired) 1963 - 2000

INDEPENDENT ACCOUNTANTS' REPORT ON APPLYING AGREED-UPON PROCEDURES

Board Members
Caldwell Parish School Board
Columbia, Louisiana

We have performed the procedures included in the *Louisiana Governmental Audit Guide* and enumerated below, which were agreed to by the management of the Caldwell Parish School Board, Columbia, Louisiana, and the Legislative Auditor, State of Louisiana, solely to assist users in evaluating management's assertions about the performance and statistical data accompanying the annual financial statements of the School Board and to determine whether the specified schedules are free of obvious errors and omissions as provided by the Board of Elementary and Secondary Education (BESE). This agreed-upon procedures engagement was performed in accordance with standards established by the American Institute of Certified Public Accountants and applicable standards of *Government Auditing Standards*. The sufficiency of these procedures is solely the responsibility of the specified users of the reports. Consequently, we make no representation regarding the sufficiency of the procedures described below either for the purpose for which this report has been requested or for any other purpose.

Our procedures and findings relate to the accompanying schedules of supplemental information and are as follows:

General Fund Instructional and Support Expenditures and Certain Local Revenue Sources (Schedule 1)

1. We selected a random sample of 25 transactions and reviewed supporting documentation to determine if the sampled expenditures/revenues are classified correctly and are reported in the proper amounts for each of the following amounts reported on the schedule:
 - Total General Fund Instructional Expenditures,
 - Total General Fund Equipment Expenditures,
 - Total Local Taxation Revenue,
 - Total Local Earnings on Investment in Real Property,
 - Total State Revenue in Lieu of Taxes,
 - Nonpublic Textbook Revenue, and
 - Nonpublic Transportation Revenue.

Comment: There were no exceptions to the agreed upon procedures.

Education Levels of Public School Staff (Schedule 2)

2. We reconciled the total number of full-time classroom teachers per the schedule "Experience of Public Principals and Full-time Classroom Teachers" (Schedule 4) to the combined total number of full-time classroom teachers per this schedule and to school board supporting payroll records as of October 1.

Comment: There were two exceptions noted. The number of principals and assistance principals per Schedules 2 and 4 did not agree to the PEP report. The number of full-time classroom teachers did not agree to the PEP report.

Management's Response: The PEP report and the "Experience of Public Principals and Full-time Classroom Teachers" (Schedule 4) will be checked more closely to ensure agreement to the PEP reports.

3. We reconciled the combined total of principals and assistant principals per the schedule "Experience of Public Principals and Full-time Classroom Teachers" (Schedule 4) to the combined total of principals and assistant principals per this schedule.

Comment: There were no exceptions to the agreed upon procedures.

4. We obtained a list of full-time teachers, principals, and assistant principals by classification as of October 1 and as reported on the schedule. We traced a random sample of 25 teachers to the individual's personnel file and determine if the individual's education level was properly classified on the schedule.

Comment: There were no exceptions to the agreed upon procedures.

Number and Type of Public Schools (Schedule 3)

5. We obtained a list of schools by type as reported on the schedule. We compared the list to the schools and grade levels as reported on the Title I Grants to Local Educational Agencies (CFDA 84.010) application and/or the National School Lunch Program (CFDA 10.555)

Comment: There were no exceptions to the agreed upon procedures.

Experience of Public Principals and Full-time Classroom Teachers (Schedule 4)

6. We obtained a list of full-time teachers, principals, and assistant principals by classification as of October reported on the schedule and traced the same sample used in procedure 4 to the individual's personnel file and determined if the individual's experience was properly classified on the schedule.

Comment: There was one exception noted. The experience level of one employee per the individual's personnel file did not agree to the PEP report.

Management's Response: The employee's teaching experience verification from out of parish was not received timely when the employee was hired. The experience for out of parish did not get recorded in the personnel system. It will be adjusted this year.

Public Staff Data (Schedule 5)

7. We obtained a list of all classroom teachers including their base salary, extra compensation, and ROTC or rehired retiree status as well as full-time equivalent as reported on the schedule and traced a random sample of 25 teachers to the individual's personnel file and determined if the individual's salary, extra compensation, and full-time equivalents were properly included on the schedule.

Comment: There were five exceptions noted. The full-time equivalent per the June 30, 2009 PEP Report did not agree to the full-time equivalent per the personnel file for one employee tested. The base salary and extra compensation per the June 30, 2009 PEP Report did not agree to the personnel file for four employees.

Management's Response: A small portion of extra compensation was pulled incorrectly to the PEP report for four employees. There is no way to determine why the software pulled the amounts as it did. The actual minutes for one employee were not adjusted to reflect contract for extra work. We will check with our software vendor to correct the pay amounts pulled for PEP.

8. We recalculated the average salaries and full-time equivalents reported in the schedule.

Comment: There were significant variances noted when recalculating the average salaries and full-time equivalents reported.

Management's Response: Four employees who were late hires were not included in the calculation. Four full-time employees FTE's were not pulled to the June PEP correctly. Five employees with small teaching contracts were not included in the calculation. The five employees with small teaching contracts not included in the calculation were: three principals who received stipend pay for Board approved Monday/weekend workshops, one librarian, and one counselor who received the \$600 signing bonus.

Class Size Characteristics (Schedule 6)

9. We obtained a list of classes by school, school type, and class size as reported on the schedule and reconciled school type classifications to Schedule 3 data, as obtained in procedure 5. We then traced a random sample of 10 classes to the October 1 roll books for those classes and determined if the class was properly classified on the schedule.

Comment: There were no exceptions to the agreed upon procedures.

Louisiana Educational Assessment Program (LEAP) for the 21st Century (Schedule 7)

10. We obtained test scores as provided by the testing authority and reconciled scores as reported by the testing authority to scores reported in the schedule by the School Board.

Comment: There were no exceptions to the agreed upon procedures.

The Graduation Exit Exam for the 21st Century (Schedule 8)

11. We obtained test scores as provided by the testing authority and reconciled scores as reported by the testing authority to scores reported in the schedule by the School Board.

Comment: There were no exceptions to the agreed upon procedures.

The ILEAP Tests (Schedule 9)

12. We obtained test scores as provided by the testing authority and reconciled scores as reported by the testing authority to scores reported in the schedule by the School Board.

Comment: There were no exceptions to the agreed upon procedures.

This report is intended solely for the information and use of the Board, management, federal awarding agencies, and pass-through entities and is not intended to be and should not be used by anyone other than these specified parties. This report is intended solely for the use of management of the Caldwell Parish School Board, the Louisiana Department of Education, the Louisiana Legislature, and the Legislative Auditor, State of Louisiana, and should not be used by those who have not agreed to the procedures and taken responsibility for the sufficiency of the procedures for their purposes. Under Louisiana Revised Statute 24:513, this report is distributed by the Legislative Auditor as a public document.

Allen, Green & Williamson, LLP

ALLEN, GREEN & WILLIAMSON, LLP
Monroe, Louisiana
December 31, 2009

CALDWELL PARISH SCHOOL BOARD
COLUMBIA, LA

**General Fund Instructional and Support Expenditures
and Certain Local Revenue Sources
For the Year Ended June 30, 2009**

	Column A	Column B
<u>General Fund Instructional and Equipment Expenditures</u>		
General Fund Instructional Expenditures:		
Teacher and Student Interaction Activities:		
Classroom Teacher Salaries	4584593	
Other Instructional Staff Activities	534581	
Instructional Staff Employee Benefits	1917039	
Purchased Professional and Technical Services	37234	
Instructional Materials and Supplies	295026	
Instructional Equipment	<u>1449</u>	
Total Teacher and Student Interaction Activities		7369922
Other Instructional Activities		107396
Pupil Support Services	355382	
Less: Equipment for Pupil Support Services	<u>0</u>	
Net Pupil Support Services		355382
Instructional Staff Services	484033	
Less: Equipment for Instructional Staff Services	<u>0</u>	
Net Instructional Staff Services		484033
School Administration	812138	
Less: Equipment for School Administration	<u>0</u>	
Net School Administration		<u>812138</u>
Total General Fund Instructional Expenditures (Total of Column B)		<u>9128871</u>
Total General Fund Equipment Expenditures (Object 730; Function Series 1000-4000)		<u>143551</u>
<u>Certain Local Revenue Sources</u>		
Local Taxation Revenue:		
Constitutional Ad Valorem Taxes		201069
Renewable Ad Valorem Tax		1205353
Debt Service Ad Valorem Tax		1258279
Up to 1% of Collections by the Sheriff on Taxes Other than School Taxes		59694
Sales and Use Taxes		<u>1806314</u>
Total Local Taxation Revenue		<u>4528709</u>
Local Earnings on Investment in Real Property:		
Earnings from 16th Section Property		15463
Earnings from Other Real Property		<u>0</u>
Total Local Earnings on Investment in Real Property		<u>15463</u>
State Revenue in Lieu of Taxes:		
Revenue Sharing - Constitutional Tax		41428
Revenue Sharing - Other Taxes		41428
Revenue Sharing - Excess Portion		0
Other Revenue in Lieu of Taxes		<u>0</u>
Total State Revenue in Lieu of Taxes		<u>82856</u>
Nonpublic Textbook Revenue		<u>0</u>
Nonpublic Transportation Revenue		<u>0</u>

CALDWELL PARISH SCHOOL BOARD
Columbia, Louisiana

Education Levels of Public School Staff
As of October 1, 2008

Category	Full-time Classroom Teachers				Principals & Assistant Principals			
	Certificated		Uncertificated		Certificated		Uncertificated	
	Number	Percent	Number	Percent	Number	Percent	Number	Percent
Less than a Bachelor's Degree								
Bachelor's Degree	80	58.3	1	100				
Master's Degree	38	27.7			5	62.5		
Master's Degree + 30	17	12.4			3	37.5		
Specialist in Education	1	0.07						
Ph. D. or Ed. D.								
Total	137							

Schedule 3

CALDWELL PARISH SCHOOL BOARD
Columbia, Louisiana

Number and Type of Public Schools
For the Year Ended June 30, 2009

Type	Number
Elementary	4
Middle/Jr. High	1
Secondary	
Combination	1
Total	6

Schedule 4

CALDWELL PARISH SCHOOL BOARD
Columbia, Louisiana

**Experience of Public Principals, Assistant Principals, and Full-time Classroom Teachers
As of October 1, 2008**

	0-1 Yr.	2-3 Yrs.	4-10 Yrs.	11-14 Yrs.	15-19 Yrs.	20-24 Yrs.	25+ Yrs.	Total
Assistant Principals			1					1
Principals			2	1	2	1	1	7
Classroom Teachers	19	12	35	16	22	10	24	138
Total								

Schedule 5

CALDWELL PARISH SCHOOL BOARD
Columbia, Louisiana

**Public School Staff Data: Average Salaries
For the Year Ended June 30, 2009**

	All Classroom Teachers	Classroom Teachers Excluding ROTC, Rehired Retirees, and Flagged Salary Reductions
Average Classroom Teachers' Salary Including Extra Compensation	41,136.48	40,291.39
Average Classroom Teachers' Salary Excluding Extra Compensation	38,910.33	38,055.79
Number of Teacher Full-time Equivalents (FTEs) used in Computation of Average Salaries	145	141.6

Schedule 6

CALDWELL PARISH SCHOOL BOARD
Columbia, Louisiana

Class Size Characteristics
As of October 1, 2008

School Type	Class Size Range											
	1 - 20		21 - 26		27 - 33		34+					
	Percent	Number	Percent	Number	Percent	Number	Percent	Number	Percent	Number	Percent	Number
Elementary	94.5	273	3.8	11	1	3	0.6	2				
Elementary Activity Classes	55.9	19	2.9	1	8.32	4	29.4	10				
Middle/Jr. High	71.3	62	25.3	22	3.4	3	0	0				
Middle/Jr. High Activity Classes	84	21	12	3	0	0	4	1				
High												
High Activity Classes												
Combination	75.4	166	20	44	3.6	8	0.9	2				
Combination Activity Classes	100	71	0	0	0	0	0	0				

Caldwell Parish School Board
Columbia, LA 71418

Louisiana Educational Assessment Program (LEAP)
For the Year Ended June 30, 2009

District Achievement Level	English Language Arts						Mathematics							
	2009		2008		2007		2009		2008		2007			
	Number	Percent	Number	Percent	Number	Percent	Number	Percent	Number	Percent	Number	Percent		
Grade 4														
Advanced	5	4	1	1	6	5	0	0	3	3	3	2	3	2
Mastery	25	20	29	26	28	22	13	10	17	15	17	8	8	6
Basic	52	42	54	48	64	48	61	49	63	56	63	76	76	57
Approaching Basic	27	22	24	21	22	17	28	23	21	19	21	33	33	25
Unsatisfactory	15	12	4	4	12	9	22	18	8	7	8	13	13	10
Total	124	100	112	100	133	101	124	100	112	100	133	133	133	100

District Achievement Level	Science						Social Studies							
	2009		2008		2007		2009		2008		2007			
	Number	Percent	Number	Percent	Number	Percent	Number	Percent	Number	Percent	Number	Percent		
Grade 4														
Advanced	11	9	5	4	2	2	4	3	2	2	4	3	4	3
Mastery	21	17	27	24	24	18	18	15	23	21	17	17	17	13
Basic	59	48	56	50	75	56	63	51	56	50	79	79	79	59
Approaching Basic	26	21	21	19	27	20	22	18	24	21	16	16	16	12
Unsatisfactory	7	6	3	3	5	4	17	14	7	6	17	17	17	13
Total	124	101	112	100	133	100	124	101	112	100	133	133	133	100

District Achievement Level Results	English Language Arts						Mathematics							
	2009		2008		2007		2009		2008		2007			
	Number	Percent	Number	Percent	Number	Percent	Number	Percent	Number	Percent	Number	Percent		
Grade 8														
Advanced	2	2	1	1	5	4	2	2	2	1	4	3		
Mastery	17	16	13	9	20	16	6	6	1	1	4	3		
Basic	49	45	64	45	59	48	51	47	61	43	65	53		
Approaching Basic	31	29	52	36	28	21	29	27	51	36	30	24		
Unsatisfactory	3	8	13	9	13	11	20	19	28	20	20	16		
Total	108	100	143	100	123	100	108	101	143	101	123	99		

District Achievement Level Results	Science						Social Studies							
	2009		2008		2007		2009		2008		2007			
	Number	Percent	Number	Percent	Number	Percent	Number	Percent	Number	Percent	Number	Percent		
Grade 8														
Advanced	3	3	2	1	1	1	0	0	0	0	1	1		
Mastery	17	16	22	15	34	28	21	19	13	9	17	14		
Basic	37	34	56	39	47	38	46	43	59	41	66	54		
Approaching Basic	39	36	44	31	28	23	25	23	48	34	23	19		
Unsatisfactory	12	11	19	13	13	11	16	15	23	16	16	13		
Total	108	100	143	99	123	101	108	100	143	100	123	101		

**CALDWELL PARISH SCHOOL BOARD
COLUMBIA, LA**

**Graduation Exit Examination (GEE)
For the Year Ended June 30, 2009**

District Achievement Level Results	English Language Arts						Mathematics					
	2009		2008		2007		2009		2008		2007	
	Number	Percent	Number	Percent	Number	Percent	Number	Percent	Number	Percent	Number	Percent
Grade 10												
Advanced	0	0	2	2	1	1	7	8	6	5	5	4
Mastery	10	11	10	9	13	11	12	14	11	10	16	14
Basic	46	52	52	46	50	43	54	61	60	53	60	51
Approaching Basic	22	25	23	20	40	34	8	9	16	14	23	20
Unsatisfactory	10	11	27	24	13	11	7	8	21	18	13	11
Total	88	100	114	100	117	100	88	100	114	100	117	100

District Achievement Level Results	Science						Social Studies					
	2009		2008		2007		2009		2008		2007	
	Number	Percent	Number	Percent	Number	Percent	Number	Percent	Number	Percent	Number	Percent
Grade 11												
Advanced	2	2	2	2	2	3	0	0	0	0	1	1
Mastery	21	21	15	14	14	18	7	7	18	16	9	12
Basic	48	49	45	41	37	48	70	71	60	55	48	62
Approaching Basic	19	19	41	37	15	19	10	10	28	24	11	14
Unsatisfactory	8	8	7	6	9	12	11	11	6	5	8	10
Total	98	100	110	100	77	100	98	100	110	100	77	100

Schedule 9

**CALDWELL PARISH SCHOOL BOARD
COLUMBIA, LA 71418**

**IOWA and iLEAP Tests
For the Year Ended June 30, 2009**

District Achievement Level Results	English Language Arts 2007		Mathematics 2007		Science 2007		Social Studies 2007	
	Number	Percent	Number	Percent	Number	Percent	Number	Percent
	Grade 3							
Advanced	2	2	2	2	5	5	2	2
Mastery	24	23	23	22	26	25	12	11
Basic	54	51	44	42	52	20	60	57
Approaching Basic	18	17	23	22	18	17	26	25
Unsatisfactory	7	7	13	12	4	4	5	5
Total	105	100	105	100	105	100	105	100

District Achievement Level Results	English Language Arts 2007		Mathematics 2007		Science 2007		Social Studies 2007	
	Number	Percent	Number	Percent	Number	Percent	Number	Percent
	Grade 5							
Advanced	7	5	7	5	8	6	4	3
Mastery	24	17	15	11	20	14	19	13
Basic	65	46	67	47	69	49	79	56
Approaching Basic	23	16	34	24	36	25	27	19
Unsatisfactory	23	16	19	13	9	6	13	9
Total	142	100	142	100	142	100	142	100

District Achievement Level Results	English Language Arts 2007		Mathematics 2007		Science 2007		Social Studies 2007	
	Number	Percent	Number	Percent	Number	Percent	Number	Percent
	Grade 6							
Advanced	5	4	4	4	3	3	3	3
Mastery	12	11	9	9	12	11	5	5
Basic	63	60	57	54	53	50	58	55
Approaching Basic	18	17	21	20	29	28	26	25
Unsatisfactory	7	7	14	13	8	8	13	12
Total	105	100	105	100	105	100	105	100

District Achievement Level Results	English Language Arts		Mathematics		Science		Social Studies	
	2007		2007		2007		2007	
	Number	Percent	Number	Percent	Number	Percent	Number	Percent
Grade 7								
Advanced	5	4	6	4	2	1	1	1
Mastery	15	11	9	6	15	11	15	11
Basic	85	46	74	53	55	39	69	49
Approaching Basic	37	26	34	24	51	36	30	21
Unsatisfactory	18	13	17	12	17	12	25	18
Total	140	100	140	100	140	100	140	100

District Achievement Level Results	English Language Arts		Mathematics	
	2007		2007	
	Number	Percent	Number	Percent
Grade 9				
Advanced	1	1	5	4
Mastery	13	10	6	5
Basic	65	51	72	56
Approaching Basic	30	23	23	18
Unsatisfactory	19	15	23	18
Total	129	100	129	100

District Achievement Level Results	English Language Arts		Mathematics		Science		Social Studies	
	2008		2008		2008		2008	
	Number	Percent	Number	Percent	Number	Percent	Number	Percent
Grade 3								
Advanced	0	0	2	2	4	4	1	1
Mastery	18	16	9	8	17	15	17	15
Basic	44	39	47	41	43	38	44	39
Approaching Basic	22	19	26	23	32	28	31	27
Unsatisfactory	30	26	30	26	18	16	21	18
Total	114	100	114	100	114	100	114	100

District Achievement Level Results	English Language Arts		Mathematics		Science		Social Studies	
	2008		2008		2008		2008	
	Number	Percent	Number	Percent	Number	Percent	Number	Percent
Grade 5								
Advanced	4	3	3	2	4	3	4	3
Mastery	20	16	16	13	20	16	14	11
Basic	57	46	64	52	61	49	63	51
Approaching Basic	25	20	20	16	25	20	27	22
Unsatisfactory	18	15	21	17	14	11	16	13
Total	124	100	124	100	124	100	124	100

District Achievement Level	English Language Arts		Mathematics		Science		Social Studies	
	2008		2008		2008		2008	
	Number	Percent	Number	Percent	Number	Percent	Number	Percent
Students Grade 6								
Advanced	4	3	5	4	1	1	2	2
Mastery	21	17	7	6	14	11	14	11
Basic	68	54	55	44	66	52	63	50
Approaching Basic	21	17	28	22	31	24	30	24
Unsatisfactory	13	10	31	24	15	12	18	14
Total	127	100	127	100	127	100	127	100

District Achievement Level	English Language Arts		Mathematics		Science		Social Studies	
	2008		2008		2008		2008	
	Number	Percent	Number	Percent	Number	Percent	Number	Percent
Students Grade 7								
Advanced	4	4	1	1	0	0	0	0
Mastery	18	17	3	3	13	12	10	9
Basic	46	43	69	64	43	40	62	57
Approaching Basic	31	29	20	19	34	31	19	18
Unsatisfactory	9	8	15	14	18	17	17	16
Total	108	100	108	100	108	100	108	100

District Achievement Level	English Language Arts		Mathematics	
	2008		2008	
	Number	Percent	Number	Percent
Students Grade 9				
Advanced	0	0	4	4
Mastery	11	10	6	6
Basic	61	58	52	50
Approaching Basic	26	25	28	27
Unsatisfactory	7	7	15	14
Total	105	100	105	100

District Achievement Level	English Language Arts		Mathematics		Science		Social Studies	
	2009		2009		2009		2009	
	Number	Percent	Number	Percent	Number	Percent	Number	Percent
Students Grade 3								
Advanced	0	0	2	1	4	3	0	0
Mastery	18	13	18	13	24	18	20	15
Basic	62	46	55	40	67	49	64	47
Approaching Basic	32	24	41	30	25	18	30	22
Unsatisfactory	24	18	20	15	16	12	22	16
Total	136	100	136	100	136	100	136	100

District Achievement Level	English Language Arts		Mathematics		Science		Social Studies	
	2009		2009		2009		2009	
	Number	Percent	Number	Percent	Number	Percent	Number	Percent
Students								
Grade 5								
Advanced	2	2	5	5	1	1	2	2
Mastery	15	15	9	9	23	23	15	15
Basic	62	60	53	51	57	55	62	60
Approaching Basic	15	15	23	22	20	19	16	16
Unsatisfactory	9	9	13	13	2	2	8	8
Total	103	100	103	100	103	100	103	100

District Achievement Level	English Language Arts		Mathematics		Science		Social Studies	
	2009		2009		2009		2009	
	Number	Percent	Number	Percent	Number	Percent	Number	Percent
Students								
Grade 6								
Advanced	2	2	7	7	3	3	7	7
Mastery	18	16	11	11	24	21	14	12
Basic	72	62	66	66	57	62	68	59
Approaching Basic	19	16	19	19	23	20	21	18
Unsatisfactory	5	4	13	13	4	4	6	5
Total	116	100	116	100	116	100	116	100

District Achievement Level	English Language Arts		Mathematics		Science		Social Studies	
	2009		2009		2009		2009	
	Number	Percent	Number	Percent	Number	Percent	Number	Percent
Students								
Grade 7								
Advanced	2	2	4	4	0	0	5	4
Mastery	24	18	17	17	22	17	31	24
Basic	65	50	68	68	60	46	62	48
Approaching Basic	28	22	22	22	34	26	20	15
Unsatisfactory	11	8	19	19	14	11	12	9
Total	130	100	130	100	130	100	130	100

District Achievement Level	English Language Arts		Mathematics	
	2009		2009	
	Number	Percent	Number	Percent
Students				
Grade 9				
Advanced	0	0	3	2
Mastery	16	13	11	9
Basic	61	50	66	54
Approaching Basic	36	29	27	22
Unsatisfactory	10	8	16	13
Total	123	100	123	100